



... wie im Original

**Specialist in
Model Landscaping**

Main Catalogue

2025 • 2026

**Over 2,000 products and
useful crafting tips on more
than 400 pages**

Everything on the Topics

- Landscape and Track Construction
- Bridges and Viaducts
- Portals, Walls and Arcades
- Landscape Design
- Winter Scenery
- Trees and Bushes
- Buildings
- Figures and Decorations
- Model Railways
- ... and much more

Highlights from

- ROKUHAN
- ATHEARN
- PROXXON
- AMMO

Issue 2025 • 2026

Germany Euro 9.00

Austria Euro 9.90

(recommended retail price)





A short journey through the land of creative possibilities

***Dear friends of NOCH,
dear model railway enthusiasts and hobbyists,
dear families,***

A few weeks ago, we had a great day when many model railway fans, hobbyists and families came to us in Wangen im Allgäu. It was great to see the children marvelling enthusiastically at the model worlds on display and proudly showing their parents and grandparents their own handicrafts. It was heart-warming to hear parents say: "Wow, I wouldn't have thought my child could do that!"

Have confidence in your child! Help them to gain experience outside the digital world. It doesn't have to be an elaborate or expensive craft project – even a small craft project on a rainy weekend is enough. How about a green meadow, a few trees, horses in the paddock and children playing, for example? It all fits on a small cardboard box and costs little money and time.

Observe what happens. Together you build a small world – first in your imagination, then in the model. You choose the scene together, decide on details such as trees and figures, and work with glue, grass fibres and small figures. Your child will be proud of what you have created together and the model will have a special place in your child's room. You will both remember this crafting experience for a long time.

Through such activities, you promote skills in your child that are often neglected nowadays: the creation of an idea in the imagination and its realisation in reality, joint planning and realisation, handicrafts with glue, scissors and steady fingers as well as concentration on a goal over a longer period of time.

Children are very creative and love to live out their imagination. Use this wonderful opportunity to spend time together with your child and teach skills such as creativity, patience, planning and fine motor skills.

At NOCH, we support families and schools in various ways to encourage children's imagination and creativity for their positive development. Join us on a short journey through the land of creative possibilities!

Yours cordially,

Dr. Rainer Noch and Sebastian Topp

A short journey through the land of creative possibilities

Parent & Child Seminar

As part of a 1.5-day workshop, an adult and a child – for example a mother and daughter or grandfather and grandson – work together to create a magical diorama. The workshops take place in our factory in beautiful Wangen im Allgäu and offer many highlights such as a guided tour of the production facility and a dinner together. For more details, please see page 21 of this catalogue.



Children's birthday parties

At NOCH Modellbau-Welt in Wangen, we organise children's birthday parties for groups of up to 12 children aged 6 and over. We celebrate together and, of course, make things together. Each child can take their self-built diorama home with them after the party.

If you would like to celebrate and do handicrafts at home, we will be happy to put together a customised handicraft package for your children's birthday party.

For further information please contact Mrs Sandra Carlucci:
Sandra.Carlucci@noch.de

Children's handicrafts

At NOCH Modellbau-Welt, we offer Advent crafts for children, especially in the run-up to Christmas. In groups of up to 20 children aged 6 and over, we make small Christmas scenes and Christmas tree decorations together. You can find more information online at:
www.noch.de/events-seminare/



Workshops at our dealers

Many of our specialist retail partners offer exciting seminars and workshops, often in your local area. You can find an overview of this diverse range in our event calendar on our website www.noch.de/events-seminare/



Photo: www.werkstatt-modelleisenbahn.de

Model Railway Workshop – an offer for schools

A special offer from our industry for schools is the 'Model Railway Workshop'. Since 2012, it has been organised as part of the 'Spielen macht Schule' initiative and supported by all ministries of education. Schools have the opportunity to compete for a high-quality product package from well-known manufacturers. This campaign is supported by the companies MÄRKLIN, FALLER, BUSCH, AUHAGEN, VISSMANN and NOCH. The aim of the workshop is to get children interested in technical subjects, make learning easier and encourage them in a creative way. Over 720 schools have already received a 'Model Railway Workshop'.

Further information at www.werkstatt-modelleisenbahn.de

Online Seminar NOCH Home Academy

You don't have time to attend a seminar in Wangen or you live too far away? Then we suggest you to visit our online seminar on YouTube. There you can create a wonderful mountain diorama on your own or together with your family.

Further details can be found on page 22–23 of this catalogue and online at www.noch.com/theme-worlds/holiday-in-the-mountains-noch-home-academy/



YouTube



This is NOCH
Page 2 – 11



Everything to Get Started
Page 12 – 29



easy TRACK® Railway Route Kits
Page 30 – 51



Landscape and Track Construction
Page 52 – 69



Bridges and Viaducts
Page 70 – 85



Portals, Walls and Arcades
Page 86 – 99



Rocks and Rock Walls
Page 100 – 111



Roads, Paths and Squares
Page 112 – 125



Rivers, Lakes and Water Bodies
Page 126 – 139



Fields and Meadows
Page 140 – 179



Winter
Page 180 – 195



Paints and Glues
Page 196 – 203

It's so easy to find your way around the NOCH Catalogue:

Gauge symbols

Each item is accompanied by a gauge symbol. As an HO railway modeller, you'll recognise which items are of interest to you by the **HO** symbol. An item without a gauge symbol can be used for all gauges. The information on gauges at the bottom of the page gives you a quick overview of which gauges you'll find on the respective double page.

- G** G gauge
1:22.5 scale
- 1** 1 gauge
1:32 scale
- 0** 0 gauge
1:43 scale

- HO** HO gauge
1:87 scale
- TT** TT gauge
1:120 scale

- N** N gauge
1:160 scale
- Z** Z gauge
1:220 scale





Trees and Bushes
Page 204 – 235



Buildings
Page 236 – 293



Figures and Decorations
Page 294 – 365



Special Gauges
Page 366 – 383



Tunnels
Page 384 – 385



Preformed Layouts & Large Layouts
Page 386 – 409



Model Railway in a Briefcase
Page 410 – 415



ROKUHAN
Page 416 – 427



ATHEARN
Page 428 – 431



PROXXON
Page 432 – 437



AMMO
Page 438 – 447



References / Keyword Index
Page 448 – 451

Symbols

Different symbols inform you quickly – e.g. about crafting tips or products that can be combined with each other.



Craft tips, notes or information



micro-sound



3D printed product



Laser-Cut Bridge Systems



micro-motion



Colour 3D Print



Laser-Cut product



Hand-painted



sustainable packaging

This is how it's done

Planning comes before the fun. Every model landscape builder should ask themselves a few basic questions before they start tinkering. What kind of model landscape do I want to build?

Should the focus be on railway traffic and industry or the experience of nature? Is the scene set in rugged high mountains, in hilly low mountain ranges or in the flat countryside?

Our Albulabahn (Albula Railway) reflects the typical features of the Swiss railway landscape. The focus is on the vastness of nature, which is criss-crossed by exciting railway lines. Of course, we have also included as many new features as possible in this scene.

Here are a few highlights:

The Em 3/3 12 (ex DB V60) of the Sensetal Railway crosses the picturesque landscape of Switzerland, the land of tunnels and bridges. The Hard Foam DIY Slabs (ref. 58301), through which a tunnel made of in-situ concrete was realised, are perfect for the individual reproduction of these engineering structures.

The Fairy Lights with 30 LEDs (ref. 51248) provide the perfect lighting and invite you to discover the tunnel. Our improved Starter Set Road Construction (ref. 60821) perfectly rounds off the overall impression of a realistic road situation.

The hard foam Rock Wall 'Limestone' (ref. 58490) was used for the mountain massif above, which gives a beautiful, realistic impression when coloured and covered with grass.

Different Spruce Trees from the Master Trees series (ref. 20190, 20191 and 20192) and various grass fibres, electrostatically flocked on with the Gras-Master 3.0 (ref. 60110), create lifelike vegetation.

Foliage, flock, shrubs and grass tufts provide the natural-looking vegetation for the landscape, which has been decorated with figures and decorative items from the extensive NOCH range. Detailed step-by-step explanations of this layout and the products mentioned can be found in the German Guidebook 'The Albulabahn in N Gauge' (ref. 71901).



71901 Guidebook easy TRACK®
'The Albulabahn in N Gauge'
German, 100 pages

1. Master Trees, from page 208
2. Rock Wall 'Limestone', page 106
3. Track Ballast, page 64
4. Hard Foam DIY Slabs, page 95
5. Fairy Lights with 30 LEDs, page 192
6. Electrostatic Grass Flocking, from page 148
7. Starter Set Road Construction, page 117
8. Starter Set Street Marking, page 116

Photo & modelling: Florian Giwanski, NOCH, Wangen





Open Day 2026

Save the date!

We will be celebrating our 115th birthday in 2026. We would therefore like to invite you to our Open Day in Wangen im Allgäu on 12 and 13 June 2026.

There will be many highlights on our company premises on these two days:



Company tours: *You have the opportunity to take a look behind the scenes and get to know many production processes live.*

Product presentations: *Our specialists present the latest NOCH handicraft products and are available to answer your questions.*

Flea market: *At our flea market you will find a wide range of 2nd choice items, remaining stock, discontinued items. Also we will sell off complete demonstration layouts and dioramas at favourable prices.*



Tombola: There are lots of great NOCH prizes to be won in a large tombola.

Children's handicrafts: Of course, we will offer youngsters some very special and exciting activities. One highlight is children's handicrafts, where the youngsters build small model landscapes under supervision.



Modellbau-Welt: Our own specialist shop, the NOCH Modellbau-Welt (Modelling World), is of course open for you. Here you will find the entire NOCH range.

Food and drink: Of course, your physical well-being will also be catered for.



Is Every Beginning Difficult?

No, it doesn't have to be, because the information and offerings in this chapter guarantee lots of crafting fun and exciting results for beginners and advanced modellers.



Everything to Get Started

Model Landscaping Guidebooks – from page 14

- Guidebook easy TRACK® 'Andreastal'
- Guidebook easy TRACK® 'Albulabahn'
- Guidebook Model Landscaping 'St Sebastian'

Seminars – from page 20

- Tips and tricks straight from a pro

NOCH Home Academy – from page 22

- Discover videos for various topics

Products for Getting Started in Your Hobby – from page 24

- Landscaping Basic Equipment Package
- Starter Set 'Model Railway Layout Construction'
- Basic Set 'Modelling'
- Starter Sets

Build Your Personalised Model Railway Layout with easy TRACK®

Discover all the tips and tricks in the Guidebook easy TRACK® 'Andreastal'

easy TRACK® is the perfect method for constructing your personal model railway layout, because easy TRACK® relieves you of the time-consuming and painstaking steps of track planning. More on the innovative easy TRACK® System and a great collection of kits can be found on pages 30–51 of this catalogue.

In the easy TRACK® Guidebook, you'll find out how an easy TRACK® layout is built step by step using the layout 'Andreastal' as an example. Our author Andreas Theis planned the layout 'Andreastal' (lit. Andreas Valley) and documented the build with photographs. In comprehensible, individual steps, he guides you through assembling the easy TRACK® Railway Route System, to laying the tracks, model landscaping, landscape design and decoration to the finished layout.

Naturally, you can also build the landscape around your easy TRACK® kit however you like. In this case, the guidebook provides you with a lot of information about modelling techniques and will be your indispensable reference work with tips and tricks.

If you want to replicate the layout built by Mr Theis, you will find practical shopping lists with the required products in each chapter. Then you can be sure that you have all the materials in stock and that there's nothing standing in the way of your crafting success.

Should you want to recreate the layout independently from our easy TRACK® Railway Route Kit, you'll find supplementary track plans for Märklin® C Track and Märklin® K Track, Trix C Track, PIKO A Track and Roco Line without track bed in the booklet.



HO 71902 Ratgeber easy TRACK® 'Andreastal' German Guidebook, 124 pages

HO 71903 Guidebook easy TRACK® 'Andreastal' English, 124 pages



You'll find our easy TRACK® layout kits from page 30 in this catalogue.

"easy" zur individuellen ...

Liebe Modellbahner,

haben sie ihr nicht auch, diesen Traum von einer besonderen, einzigartigen und vor allem von Ihnen selbst gestalteten Modelleisenbahnanlage? Erstlich die schönsten Züge mit Ihren Wagenarranguren in einer naturgetreuen und mit viel Liebe gestalteten Umgebung fahren zu lassen? Es ist wirklich ein einzigartiges Gefühl, die Züge auf der eigenen Anlage zu beobachten und die natürliche Wirkung der Landschaft zu genießen!

Doch wie erreichen sie dieses scheinbar schwierige Ziel? So oft haben sie bereits die Bilder und Videos dieser tollen Anlagen der Modellbahnpuffs bewundert und sich gefragt: Wie komme ich zu einem solchen außergewöhnlichen Ergebnis?

Mit einfach anzuwendenden Produkten, ein wenig Geduld für natürliche und zusammen harmonisierende Farbfolge und der Freude am Landschaftsbau werden sie einfach und sicher ein tolles Ergebnis erreichen.



Das Team der Firma NOCH hat mit dem Easy Track System eine einzigartige Methode entwickelt, um die ersten Schritte beim Bau einer Modellbahn wesentlich zu vereinfachen.

Der Einzelplan liegt bereits vor, die Trassenverläufe sind schon fertig beschriftet und müssen nicht mit viel Aufwand selbst hergestellt werden. Die Steigungen der Anlage sind so ausgelegt, dass Ihre Züge den Anstieg problemlos bewältigen und auch die Durchfahrhöhen wurden optimal berechnet. Ein perfektes System, das Ihnen den Bau Ihrer eigenen, individuellen Modelleisenbahnanlage wesentlich erleichtert wird.

Der neue Ratgeber Landschaftsbau zur Easy Track Anlage Andrestal soll dem Modellbahnfan den Einstieg in den Anlagenbau erleichtern, aber auch der geübte Modellbauer wird bestimmt einige Tipps für seine individuelle Easy Track Anlage verwenden können.

Auf einer Fläche von 2 x 1,2m entsteht eine Hochgebirgsanlage, die durch hohe Bergmassive, einem weiten Tal, seinen wunderschönen Almhöfen, imposanten Brückenbauwerken und einem Bergsee mit Wasserfall begeistert.

Lassen sie sich verzaubern von den mächtigen Bergmassiven der Anlage und tauchen sie ein in die vielen kleinen Szenen, die sich im Andrestal ereignen. Die Wanderer, die vom Bergrestaurant großer Mythen aus den Bergspalten beim Klettern zuschauen. Den Bergbauern auf dem Hühnerhof, die in ihrem kleinen Nutzgarten arbeiten und ihre Tiere versorgen. Der Pferdespension Edehelfer, bei der sich Alles um das Thema Pferde und Reiter dreht. Der Christhütte, auf der die ... ausgesessenen Feiern und ...



So gestalten Sie Ihre eigene kleine Welt!

Der NOCH Ratgeber Modell-Landschaftsbau -> 02. Sebastian- bietet Ihnen wichtige Tipps und Tricks zum Bau und zur Gestaltung Ihrer eigenen Modell-Landschaft mit den neuesten NOCH Produkten.





Video clip

Ratgeber Modell-Landschaftsbau ->Andrestal-



Gewässergestaltung



Mit jedem Baum, jedem Busch und jedem Blütenstrauch nähert sich das Aussehen der Anlage dem Punkt, wie der Baummeister die Natur sieht. Doch wie gut gelingt es, dem inneren Auge zu folgen? Und vor allem: Welcher Schritt kommt zuerst? Nur für die zweite Frage scheint es eine einfache Antwort zu geben. Lassen Sie mich anhand der Anwendungsfotos erklären, was ich meine und wie ich meine Anlagevegetation aufbaue. Von unten nach oben beginnt alles zu wachsen! Darum beginne ich dieses Kapitel mit den Pflanzen, die am Boden wachsen und diesen bedecken (Bild 1). Danach kommen kleine Staudengewächse (Bild 2) und Sträucher (Bild 3).

Hohe Schilfröhre gestalten sich dazu (Bild 4), bevor Wälder entstehen und große Laubbäume für Älzen sorgen (Bild 5 und 6). Diese Vorgehensweise hat auch enorme Vorteile beim Arbeiten an der Anlage, da keine hohen Bäume den Zugang zur Arbeitsfläche versperrern, was sehr unangenehm wäre, wenn in der Anlage Mitte gearbeitet wird. Auf der Anlage möchte ich als erstes den Weinberg anlegen. Die Reben werden in gleichen Abständen aufgeklobt (Bild 7). Dabei ist zu beachten, dass zwischen den Rebenreihen genügend Platz zum Begehen bleibt. Danach wird an den Terrassenkanten und am Weg entlang ein Grasstreifen angelegt (Bild 8 und 9).

Ratgeber Modell-Landschaftsbau ->Andrestal-

Bäume und Sträucher

Build your dream layout in N Gauge with easy TRACK®!

You can find all the tips and tricks in the Guidebook.

The Albula railway is an impressive N-gauge layout measuring 200 x 100 cm. The model railway layout impresses with an extremely interesting track plan and plenty of space for individual landscape design. In the easy TRACK® Albula railway guide you will learn step by step how this beautiful N-gauge layout was built.

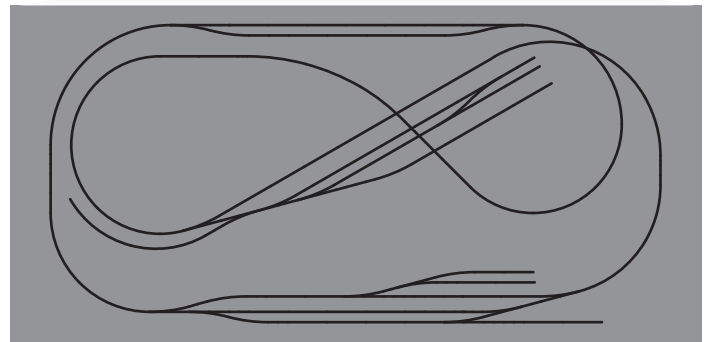
With N-gauge layouts in particular, it is very important to pay attention to some technical details when planning the layout, such as the maximum gradient. easy TRACK® is the perfect method for building your individual model railway layout, because easy TRACK® takes the time-consuming and laborious steps of route planning off your hands.

A major advantage of the easy TRACK® system is that you have complete freedom when it comes to customising your landscape design. On the basis of the predefined course of the tracks, you can build the landscape entirely according to your own ideas. In this case, the guide will provide you with lots of information about modelling techniques and will be an indispensable reference work with tips and tricks.

Our author Florian Giwanski has planned the Albula railway layout and documented its construction in pictures. He guides you in comprehensible individual steps from setting up the easy TRACK® Railway Route Kit, laying the tracks, designing and decorating the landscape to the finished layout.



View side B



View side A



71901 Guidebook Easy-Track 'Albula Railway' for N German, 100 pages



View side A

You'll find the complete product information for the new Railway Route Kit 'Albula Railway' on page 46.



View side B

Note:

The German easy TRACK® Guidebook 'The Albulabahn in N Gauge' is included in the easy TRACK® Railway Route Kit 'Albula Railway' that you will find on page 46 in this catalogue.



Florian Giwanski
NOCH Developer and
Modeller



Read, learn – build yourself!



How to Create Your Own Little World!

Discover all the tips and tricks in the 'St Sebastian' Guidebook

The 'St Sebastian' Model Landscaping Guidebook from NOCH offers you important tips and tricks for building and designing your own model landscape with NOCH products.

Karl-Heinz Echteler, the professional NOCH modeller, explains how to create a beautiful model railway layout in step-by-step detail and in an easy-to-understand way in 120 pages. From the construction of a frame over the landscape substructure with TERRA-FORM to the application of special modelling and rock compound, the foundation of a landscape is created, which can then be designed. How to use the NOCH Gras-Master 3.0 is dealt with in detail, as well as how to design forests, waters, rocks

and much more. Tips and tricks for adding decoration to the landscape are not skimmed over, either. Alongside detailed instructive texts and numerous pictures, the 'St Sebastian' Model Landscaping Guidebook includes QR codes linked to videos of crafting demonstrations that can be viewed on your smartphone or tablet.

So that you can recreate the 250 cm x 120 cm large 'St Sebastian' layout as easily as possible, you'll also find track plans for Märklin® C track (AC) and TRIX C track (DC) in the booklet. Each chapter contains a shopping list of the required products.



Learn about designing beautiful landscapes.



Find out everything about Laser-Cut kits and designing small scenes.

71910 Ratgeber Modell-Landschaftsbau 'St. Sebastian'
German Guidebook, 120 pages

71911 Guidebook Model Landscaping 'St Sebastian'
English Guidebook, 120 pages (without illustration)

71917 Guide du modélisme 'Saint Sébastien'
French Guidebook, 120 pages (without illustration)

Model Landscaping Seminars at NOCH

Tips and Tricks Straight from a Pro



We cordially invite you to one or more of our NOCH seminars in beautiful Wangen im Allgäu. There is something for everyone in our diverse landscaping topics. You will learn great tricks firsthand and can discuss your experiences and ask questions of our seminar leaders. All seminars begin with a short tour of the factory, which gives you a look behind the scenes and shows you how, for example, Preformed Layouts, Walls and Portals are made. Under professional guidance, you will create a diorama and learn skills in model landscaping that will enable you to build your dream model railway at home.

In what follows, we would like to present a closer look at the topics of the individual NOCH seminars, which vary in content.

Please note: our NOCH seminar offerings are continually being developed. Please inform yourself about our current offerings online at www.noch.com/service/events-seminars/. There, you'll also find the exact costs, dates, and the option to register for a NOCH seminar.

Home Academy 'Holiday in the Mountains'

The first online seminar by NOCH. Ideally suited for anyone who cannot make the long journey to us or who cannot take part in a seminar at our premises for other reasons.

In our online seminar, we will show you the construction of a model mountain landscape from scratch. With everything that goes with it: landscaping substructure, rock design, water structuring, adding grass electrostatically with the Gras-Master 3.0, as well as decorating with Grass Tufts, Flock, Figures, etc. Constructing a laser-cut building is also part of the webinar.



You can watch the webinar for free in English at

www.noch.com/home-academy/holidays-in-the-mountains.

The online seminar offers an array of special advantages: it's available 24 hours a day, you can start and pause at the best time for you, and individual sequences can be viewed again and repeated. All necessary items and tools will be made available in a list. Please also note that the Model Landscaping Set on page 24 of the catalogue provides the ideal basic equipment for participation.

Your will find more information about our online seminar on page 22 in this catalogue.

Seminar Types

Model Landscaping Seminar

Would you like to learn about model landscaping at first hand and pick up lots of tips and tricks? Then our landscaping seminars are the right place for you. We currently offer the seminars 'Rock & Water', 'Snow Landscape' and 'Railway Embankment on the River' – only in German.

'Parent & Child' Seminar

Our Parent & Child Seminars are the perfect experience for a team of one adult and one child (one parent/adult and one child aged 7 to 14). We currently offer the 'Rock & Water' and the 'Snow Landscape' Seminars as Parent & Child Seminars – only in German.

Seminar Topics

'Rock & Water' Seminar

A seminar on the two central topics in model landscaping: rocks and water. The main focus here is on imagination and brainstorming. During the realisation of your individually conceived scenery, you will learn about different materials and how to work and process them. The contents include the building the model landscape, producing and installing rock pieces, colouring the rocks and the landscape, water design, electrostatic flocking with grass, perfect design with grass tufts, ground cover, bushes, trees and figures.

Offered as a landscaping seminar, team seminar and parent & child seminar – only in German



'Railway Embankment by the River' Seminar

You will create a realistic river with a railway embankment and a path. You decide whether you prefer a naturally wild or a park-like ,tidy' landscape. The seminar covers the topics of building the model landscape, assembling the bridge, making and installing rock pieces, colouring the rocks and the landscape, preparing the river bed and water design, electrostatic flocking with grass, ballasting the tracks, covering natural trees with leaves. Finally you will perfectly finish the landscape with grass tufts, ground cover, bushes, trees and figures as well as with the iconic 'Milchpilz' (lit. milk mushroom, a kiosk selling milk in the shape of a fly agaric mushroom).

Offered as a landscaping seminar – only in German



Team Seminar

Whether partners, friends, mates or colleagues – with the team seminar, we want to give all craft enthusiasts the opportunity to work together on a diorama.

We are currently offering the 'Rock & Water' and the 'Snow Landscape' seminars as team seminars.



'Snow Landscape' Seminar

Winter landscapes with white snow and glistening ice fascinate people. Such landscapes are a particular challenge for modellers. In this seminar you will build a landscape framework and cover it with landscape crepe paper, and you will create a stream and a field path. You will design a wintry water body and ,snow' your diorama electrostatically. Finally, you work with snow paste, icicles from a tube and ice crystal paste. The perfect decoration with grass tufts, bushes, trees and figures will complete your model.

Offered as a landscaping seminar, team seminar and parent & child seminar – only in German



NOCH Home Academy: Access It at Any Time, from Anywhere, for Free!

Participate in a NOCH model landscaping seminar!

You can find the first complete online model landscaping seminar from NOCH on our YouTube channel. Managing Director and seminar leader Sebastian Topp guides you through the seminar in five easy-to-understand chapters, in which you'll learn all the modelling techniques in order to build your own diorama or model landscape at home. All the relevant topics, from building the terrain base to rock construction, water design, electrostatic flocking, building a laser-cut building and many other topics, will be explained and dealt with in detail and in a way that is easy to understand.

Special advantages of the webinar 'Holiday in the Mountains'

- Flexible time management, free choice of location: retrievable at any time, from anywhere, at any time of day or night.
- Customised learning plan: watch scenes or entire chapters again, skip ahead, rewind or pause whenever you want.
- Further info: links in the video take you to the shopping and tool lists.
- Additional tips from a pro: in each chapter, you'll get to know lots of additional tips and tricks from the pros.
- Practical: learn about modelling within your own 'four walls'.

Start the seminar today! All the chapters, tool and material lists, as well as the cutting patterns for the outer walls of the diorama can be found at www.noch.com/theme-worlds/holiday-in-the-mountains-noch-home-academy/



YouTube



NOCH Home Academy – Learning Content of the Individual Chapters



Episode 1 – Quick & easy creation of a model landscape substructure

In this video, you'll pick up the most helpful tips for creating the perfect substructure of a diorama with the NOCH TERRA-FORM System.

Step by step, you'll learn how to professionally create a mountain landscape from planning through to construction of the framework and its cladding with NOCH Landscape Crepe Paper.



Episode 2 – Realistically cast, colour & install model rocks made of plaster

Designing and colouring rocks on a landscape is a supreme discipline when it comes to constructing a model landscape or diorama. By watching this webinar, you'll find out how the NOCH Rock Forming System works and pick up a load of tips and tricks on how to create rocks easily.



Episode 3 – Design a mountain lake with waterfall, model waters & paths

Just like in nature, water attracts all the attention! Step by step, you'll learn how to professionally design a mountain lake and a waterfall.


At the beginning of the chapter, paths are also designed.



Episode 4 – Electrostatic flocking of model meadows, design bushes & trees

Everything you've always wanted to know about designing natural vegetation in a model landscape.

From using the Gras-Master 3.0 to creating natural-looking meadows and decorating with plants and trees.



Episode 5 – Build & age laser-cut buildings, decorate a model landscape

In this chapter, you'll find out how a laser-cut model kit is built and custom designed through professional ageing. The landscape will then be decorated with figures and accessories and receive the final touches.



Many of the NOCH products presented in the webinar are available as a Landscaping Basic Equipment Package (ref. 60780). More info can be found on the following double page.

THE Basic Equipment for the Professional Model Landscaper!

Landscaping Basic Equipment Package

With the NOCH Landscaping Basic Equipment Package, you have everything you need to begin professionally building a landscape. Regardless of whether you want to equip a model railway with a landscape or are looking to get started with high-quality diorama construction, the enclosed materials are ideal for all gauges and scales.

With the NOCH TERRA-FORM System, you can create stable scaffolding in the blink of an eye. Great rock formations arise through the use of the Rock Former, PROFI Casting Compound and Nature Paints Set.

With the enclosed paints, Water-Drops® color and Aqua Effects, you also have high-quality materials at your disposal for realistic water design.

You can decorate your model landscape according to your individual requirements with Stones, Grass Fibres, Flock, Foliage, Grass Tufts and a pack of Trees.

The most important glues are also included so that you can get started right away. Please refer to the table for the exact, very extensive contents of the set.

The enclosed materials are the ideal basic equipment for every modelling workshop.

In connection with the NOCH easy TRACK® Railway Route Kit, the set gives you the perfect, simple start in building a model railway layout. In addition, the package represents savings of more than 10%* compared to purchasing the items separately.

We recommend the package as initial equipment for ambitious beginners. Most of the enclosed products have been taken from the high-quality, realistic NOCH PROFI segment, developed by professional modellers, and compiled for you. Using these individual products is very easy and pays off with a perfect result. Each item comes with instructions for how to use it and its applications.

Please also watch out for the NOCH Home Academy with the online seminar 'Holiday in the Mountains'. All products included in the basic package are shown, explained, and worked with in detail in the webinar.


Note: no figures, buildings or accessories are included in the pack.



The NOCH Home Academy:
Webinar 'Holiday in the Mountains'

At the NOCH Home Academy, you will learn how to professionally design a mountain landscape from seminar leader and NOCH Managing Director Sebastian Topp. The core topics of the webinar are rock construction, water design, adding grass electrostatically, laser-cut modelling and realistically decorating a landscape. You will get to know all the products in the basic equipment package, learn how to use

them correctly and benefit from lots of tips and tricks. You can attend the webinar free of charge around the clock on the NOCH website at www.noch.com/theme-worlds/holiday-in-the-mountains-nochhome-academy/. We hope you enjoy watching and joining in! Further info can be found on double page 22–23 of this catalogue.





Contents of the Model Landscaping Set

Ref. Description

07006	Grass Tufts XL, muted colours, 104 pieces, 9 mm
07012	Grass Tufts 'Wild Flowers' 52 pieces, 6 mm and 52 pieces, 9 mm
07072	Master Grass Blend 'Summer Meadow', 2.5 mm to 6 mm, 50 g
07100	Wild Grass 'Meadow', 6 mm, 50 g
07270	Foliage, light green, 20 cm x 23 cm
07301	Leafy Foliage, dark green, 20 cm x 23 cm
07351	Structured Flock, bright green, coarse, 10 g
07352	Structured Flock, medium green, coarse, 10 g
08099	PROFI Shaker, empty
08100	Puffer Bottle
08312	Scatter Grass 'Meadow', 2.5 mm, 20 g
08322	Scatter Grass, medium green, 2.5 mm, 20 g
08362	Scatter Grass, beige, 4 mm, 20 g
09228	PROFI-Rocks 'Rubble', fine, 80 g
09230	PROFI-Rocks 'Rubble', medium, 80 g
09237	Gravel, 250 g
23102	Embankment Vegetation
60823	Terrain Structure Paste 'Field & Nature' 100 g sand (beige), 100 g loam (ochre) 100 g soil (brown)

Ref. Description

24643	Fir trees, 16 pieces, 4 cm – 10 cm
60840	Landscape Crepe Paper, 90 cm x 80 cm
60856	Water Drops® 'color', 250 g transparent granules for approx. 300 ml and each 25 g of blue, green and brown
60872	Aqua Effects 130 g
60875	Riverbed Colour Set, 100 ml neutral acrylic paint and each 10 ml concentrate blue, green and brown
60918	PROFI Casting Compound 1,000 g, for approx. 800 ml
60920	Modelling Compound, white spackle, 500 g
61130	Grass Glue, 250 g
61133	Scenery Glue, 127 g
61140	Landscaping Spray Bottle, empty
61141	Landscaping Spray Glue, 250 g, ready-for-use mix
61191	Acrylic Color, matt, Ivory, 90 ml
61194	Acrylic Color, matt, light green, 90 ml
61200	Nature Paints Set, 6 colour concentrates, each 20 ml 1 mixing cup, 1 sponge spatula
61233	Rock Former 'Widderstein', 1 large rock, 2 small rocks
61630	TERRA-FORM Connector Pieces, 72 parts in total
61650	TERRA-FORM Wooden Support Poles, each 40 cm long, 35 pieces
61670	TERRA FORM Prop Plates, 16 parts in total



YouTube
Video clip

60780 Landscaping Basic Equipment Package

*The stated price advantages refer to the recommended retail prices of NOCH being valid at time of the catalogue printing in September 2024.

Colours, combinations and forms are subject to change without prior notice.

■ Everything to Get Started



Video clip



The Ideal Start on the Way to Your Own Model Railway Layout!

Starter Set 'Model Railway Layout Construction'

Having a model railway is one of the nicest hobbies in the world. In addition to an enthusiasm for technology, all things miniature and movement, it's chiefly about creating your own perfect little world. This also makes building a model railway layout a leisure activity the whole family can participate in.

So that you can get building your own model railway quickly and safely, we have put together all the products you'll need to get started in this set.

With this Starter Set and a NOCH easy TRACK® Railway Route Kit, you're perfectly equipped to bring your miniature world to life with tunnels, a bridge, meadows, mountains, roads, a lake and lots of decorations. You'll find many other items with which you can design your model railway in the large NOCH range. Just get cracking and let your imagination run wild!



Savings of more than 15%!*



Once the rails have been laid, tunnel portals and a bridge are installed.



The bridgeheads are clad in wall sheets.



The terrain quickly takes shape with NOCH TERRA-FORM.



Rock compound and paint bring life to the model landscape.



It gets even more realistic with grass fibres and lake film!



Finally, the model landscape is decorated according to your wishes.

Contents of the Starter Set 'Model Railway Layout Construction'	
1 x	TERRA-FORM Wooden Support Pole, 40 cm long, 35 pieces (ref. 61650)
1 x	TERRA-FORM Connector Pieces, 72 pieces (ref. 61630)
2 x	Landscape Crepe Paper, 90 cm x 80 cm (ref. 60840)
1 x	Rock-Compound 'Granite', Grey, 400 g (ref. 60880)
2 x	Tunnel Portal, Single Track, 2 pieces each** (ref. 60010)
1 x	Box-Girder Bridge (ref. 21320)
3 x	3D Cardboard Sheet 'Quarzystone Wall' (ref. 56640)
2 x	3D Cardboard Sheet 'Old Town Pavement' (ref. 56721)
1 x	Acrylic Color, Matt, Gray, 90 ml (ref. 61196)
1 x	Acrylic Color, Matt, Light Green, 90 ml (ref. 61194)
1 x	Grass Glue, 250 g (ref. 61130)
1 x	Puffer Bottle (ref. 08100)
1 x	Scatter Grass 'Spring Meadow', 2.5 mm, 100 g (ref. 50210)
1 x	Lake Film, Blue, 41 cm x 26 cm (ref. 60850)
1 x	Sandstone Boulders, 250 g (ref. 09216)
1 x	Mixed Forest, 10 pieces, 5 – 14 cm high (ref. 26911)
1 x	Lichen, autumn mix, 35 g (ref. 08630)
40 x	Grass Tufts, assorted

**4 tunnel portals in total are included in the set.

HO 60804 Starter Set 'Model Railway Layout Construction'

*The stated price advantages refer to the recommended retail prices of NOCH being valid at time of the catalogue printing in September 2024.

Get Started Easily with NOCH!

The first step is the easiest. For this to be true, we have put together some practical sets for you. This allows you to get to know the most important materials and methods and that way, you can be sure that

you haven't forgotten anything important while shopping. It's time to unpack our useful sets on the following pages and get stuck in! We hope you have lots of fun!



Basic Set 'Modelling'

How do you make getting started with the wonderful hobby of 'model landscaping' as easy and smooth as possible? With the Basic Set 'Modelling'! The package includes everything from creating the ground to flocking and structuring realistic waters, to get you building your own model landscape.

Note: the Water-Drops® easy included in the set are processed while hot. Risk of burns. Please wear gloves.

O HO TT N Z

60801 Basic Set 'Modelling'

- Contents: 250 g of ballast
- 100 g of Terrain Paste, beige
- 150 g of Water-Drops® easy
- 50 g of Grass Glue
- Puffer Bottle
- 40 g of Scatter Grass 'Summer Meadow' (length of the grass fibres 2.5 mm)
- 42 g of Scatter Material, brown
- 35 g of Lichen
- 40 Grass Tufts, mixed



*The stated price advantages refer to the recommended retail prices of NOCH being valid at time of the catalogue printing in September 2024.

G 1 O HO TT N Z



Scenery Starter Kit

The NOCH Scenery Starter Kit offers everything you need for the initial design phase:

- For creating rocks: NOCH Rock Compound
- For pastures and meadows: Scatter Grass with accompanying Puffer Bottle and Grass Glue to create high-quality grass areas
- For initial designs: a Mini Grass Mat, NOCH Scatter Material, Natural Stones as well as high-grade Lichen, 6 Model Fir Trees and 4 Deciduous Trees

The Scenery Starter Kit is perfectly suited for H0, TT and N gauges.

Bestseller!



H0 TT N 60800 Scenery Starter Kit



Video clip

Best value!

Start Set Vegetation

Electrostatic grass application gives your model landscape a certain something. With the Start Set Vegetation, this happens in a simple way, since the 2.5 mm-long Scatter Grass from NOCH can easily be applied with the Puffer Bottle.

Note: to continue modelling, you'll find Grass Glue and Scatter Grasses in many different shades in the large NOCH range.

07069 Start Set Vegetation

Puffer Bottle, 40 g of Scatter Grass 'Summer Meadow'
2.5 mm long, 50 g of Grass Glue



Mini Start Set Landscaping

The Mini Start Set Landscaping contains a selection of the most popular modelling items with which you can create smaller model landscapes, dioramas or nativity scenes. All products are available to purchase separately to enable you to carry on modelling later.

60803 Mini Start Set Landscaping

Contents: Mini Grass Mat 'Meadow', 28 cm x 22 cm
Scatter Material, medium green and brown, each 10 g
Bag of Lichen, dark green, yellow and red, approx. 12 g each
Cork Rock Piece




NOCH easy TRACK® – the Perfect Way to Your Hobby

easy TRACK® takes the technical planning of your model railway layout off your hands. Thanks to the detailed 1:1 track plan, the stable pillars and the precisely cut routes, the reliable framework for your model railway landscape is created quickly and easily.



G 1 0 H0 TT N Z



■ **easy TRACK® Railway Route Kits**

easy TRACK® Railway Route Kit 'Karlsberg' – from page 32
• Dimensions: 190 cm x 120 cm, H0 Gauge

easy TRACK® Railway Route Kit 'Andreastal' – from page 38
• Dimensions: 210 cm x 125 cm, H0 Gauge

easy TRACK® Railway Route Kit 'Martinstadt' – from page 40
• Dimensions: 250 cm x 150 cm, H0 Gauge

easy TRACK® Railway Route Kit 'Theisensee' – from page 42
• Dimensions 125 cm x 105 cm, H0 Gauge

easy TRACK® Railway Route Kit 'Albulabahn' – from page 46
• Dimensions: 200 cm x 100 cm, N Gauge

easy TRACK® Railway Route Kit 'Mittelberg' – from page 50
• Dimensions: 115 cm x 75 cm, N Gauge

You'll find a description of our easy TRACK® guidebooks on pages 14–17 of this catalogue.

NOCH easy TRACK® – The Easy Way to a Personalised Layout!

easy TRACK® Railway Route Kit 'Karlsberg'

easy TRACK® is a model railway reconceptualised, because easy TRACK® relieves you of the time-consuming and painstaking steps of track planning.

You immediately start building your personalised model railway layout in the size of 190 cm x 120 cm. easy TRACK® contains everything you need to get cracking on building the layout: the route segments for your custom dream layout are already pre-cut, the pillars for the route only have to be stuck together, and detailed instructions illustrate how to build the easy TRACK® Railway Route System. And of course all the important track plans are included in the Railway Route Kit – see product highlights.

All you need are tracks from the manufacturer of your choice and a base plate.

Thanks to the well thought out easy TRACK® System, building your track layout goes off without a hitch.

**easy TRACK®**

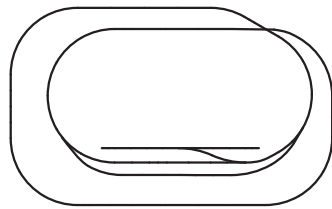


Contents:

- 1:1 plot track plan
- 1 easy TRACK® 'Andrealst' Guidebook
- Track plans for Märklin® C/K Track, Trix C Track, PIKO A Track and Roco Line with and without track bed
- 57 pillars; maximum pillar height 9.8 cm, minimum pillar height 1.1 cm
- 6 circle segments 30°
- 7 circle segments 60°
- 11 straight route segments
- 2 station segments
- 2 point segments
- Wood screws



Set-Up Example A



Track diagram



Made in Germany 

H0 53600 easy TRACK® Railway Route Kit 'Karlsberg'

Exterior dimensions of built up routes: 182 cm x 113.5 cm, 11 cm high
Minimum floor space required for assembly: 190 cm x 120 cm

Product Highlights:

- easy TRACK® Railway Route Kit 'Karlsberg'
- 190 cm x 120 cm
- With H0 track plans for:
Märklin® C/K Track, Trix C Track, Piko A Track,
Roco Line with track bed, Roco Line without track bed



Video clip

Do you want to find out more about the innovative easy TRACK® System from NOCH? Order an easy TRACK® guidebook. More info on pages 14–17 in this catalogue.



Set-Up Example A

easy
TRACK®


A landscape is built on the foundation of the easy TRACK® Railway Route System. With buildings, crafting material, grass fibres, trees, figures and other decorative details out of the large NOCH range, a great model railway layout is quickly and easily created. Equipped with these products, it is very easy for model railway beginners to build their own customised, dream model railway layout.



1. The course of the routes is marked on the base plate.



2. At the joins of the rail routes, floor slabs for the pillars are screwed on.



3. The pillars are stuck on as planned and the rail routes affixed with adhesive.


Note: you'll find a video on how to assemble this model railway layout on the NOCH YouTube channel at www.noch.de/youtube.



4. The rail route is now fully assembled.




5. The rails are assembled, and the driving operation is tested.



6. Bridges, roads and footprints for the buildings are installed.

Set-Up Example B

easy
TRACK®



7. The landscape is brought into shape with the TERRA-FORM System. This is how mountains, embankments and hills are formed.



8. The framework made of Wooden Support Poles is covered with Landscape Crepe Paper and thus forms the perfect substrate for rocks and meadows.



9. Rock pieces made of a Structured Hard Foam Rock Wall are glued to the particularly steep slopes.

This example set-up by Andreas Theis shows what else you can do with the easy TRACK® base if you invest a little more time and acquire the appropriate skills, e.g. by attending NOCH modelling seminars. Many different levels, patinated tracks and buildings, lovingly designed details and countless small scenes will amaze everyone. This also makes the easy TRACK® System an ideal basis for advanced and professional modellers!



10. With Modelling Compound, the rock pieces are joined together to make one unit.



11. Ample NOCH Grass Glue is applied in preparation for adding grass.



12. The grass fibres are electrostatically flocked in the glue bed with the NOCH Gras-Master.

NOCH easy TRACK® – As Individual as You Are!

One base – endless possibilities

'Andreastal' is an attractive H0 layout measuring 210 cm x 125 cm and conceived by landscaping professional Andreas Theis. The easy TRACK® kit contains everything you need to get cracking on building the layout: the route segments for your custom dream layout are already pre-cut, the pillars for the route only have to be stuck together. The perfect crafting guide is the 120-page easy TRACK® 'Andreastal' Guidebook, which can also be found in the kit. All the important track plans are also included, of course. All you need are rails from the manufacturer of your choice and a base plate. Thanks to the well thought out easy TRACK® System, building your track layout goes off without a hitch.

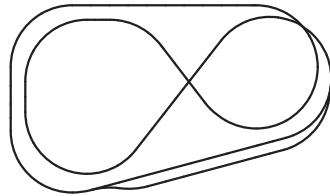


Do you want to find out more about the innovative easy TRACK® System from NOCH? Order an easy TRACK® guidebook. More info on pages 14 – 17 in this catalogue.

Contents:

- 1:1 Plot Track Plan • 1 easy TRACK® 'Andreastal' Guidebook
- Track plans for Märklin® C/K Track, TRIx C Track PIKO A Track and Roco Line without track bed
- 59 Pillars, maximum pillar height 19.5 cm; minimum pillar height 11.5 cm
- 2 Circle Segments, 30°, 9 Circle Segments, 60°
- 9 Straight Route Segments, 9 Curved Route Segments, Wood Screws





Track diagram



H0 53605 easy TRACK® Railway Route Kit 'Andreastal'

Outer dimensions of constructed routes:

195.5 cm x 117 cm

Minimum floorspace required for assembly:


210 cm x 125 cm

Product Highlights:

- easy TRACK® Railway Route Kit 'Andreastal'
- 210 cm x 125 cm
- With easy TRACK® 'Andreastal' Guidebook
- With H0 track plans for Märklin® C Track and Märklin® K Track, Trix C Track, PIKO A Track, Roco Line without track bed



Video clip



Modelling Pro
Andreas Theis

Developed by a Pro to Make It Easy for You to Get Started!

HO NOCH easy TRACK® Railway Route Kit 'Martinstadt'

The well-known YouTuber Martin Tärnrot has developed his own easy TRACK® layout exclusively for NOCH. And it has what it takes! The well-conceived route plan invites you to drive, shunt, transport goods and travel by train. As well as a winding circuit, sidings are earmarked for the railway station area. Industrial complexes can thus be connected, or a small station can be reached. There's no limit to your imagination when it comes to implementing your ideas.

The building of the layout is presented in detail on the NOCH YouTube channel in the playlist Online video seminar: easy TRACK® Trassenbausatz "Martinstadt". In addition to a track plan and the necessary railway route segments and pillars, the kit also contains the easy TRACK® "Andreastal" Guidebook, which explains the basic idea and building principles of the easy TRACK® system.



Video clip

Content easy TRACK® Railway Route Kit 'Martinstadt':

- 1:1 plot track plan
- 1 easy TRACK® 'Andreastal' Guidebook
- Track plans for Märklin® C/K Track, Trix C Track, PIKO A Track and Roco Line without track bed
- pillars, maximum pillar height 13.4 cm, minimum pillar height 2.6 cm
- 8 circle segments, 30°, 80 cm wide
- 3 circle segments, 30°, 160 cm wide
- 7 circle segments, 60°, 80 cm wide
- 5 circle segments, 60°, 160 cm wide
- 12 straight route segments, 80 cm wide
- 9 straight route segments, 160 cm wide
- 3 point segments
- 1 compensation segment
- Wood screws

Besides individual parts for assembling the railway route system, the kit also contains the easy TRACK® Guidebook 'Andreastal', in which the construction of a layout is clearly explained step by step.



Do you want to find out more about the innovative easy TRACK® System from NOCH? Order an easy TRACK® guidebook. More info on pages 14–17 in this catalogue.





Product Highlights:

- easy TRACK® Railway Route Kit 'Martinstadt'
- Railway Route Kit 243 cm x 148 cm, height 13.8 cm
- With easy TRACK® ‚Andreastal‘ Guidebook
- With H0 track plans for Märklin® C Track and Märklin® K Track, Trix C Track, PIKO A Track, Roco Line without track bed

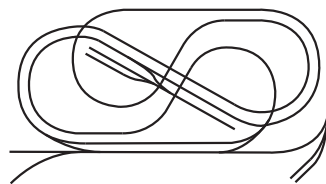


Video clip



H0 53610 easy TRACK® Railway Route Kit 'Martinstadt'

Outer dimensions of constructed routes:
243 cm x 148 cm
Minimum floorspace required for assembly:
250 cm x 150 cm



Track diagram




YouTuber
Martin Tärnrot

Small, but Powerful!

NOCH easy TRACK® Railway Route Kit 'Theisensee' H0

Our partner Andreas Theis has perfectly solved the task of developing a compact layout with an interesting track plan and exciting possibilities for landscaping. The easy TRACK® Railway Route Kit 'Theisensee' gives the model railway enthusiast the opportunity to build a custom H0 model railway layout on a compact area of just 1.25 x 1.05 metres. If the layout is to be extended, this siding connects the new and the previous part of the layout. Of course, bridges and underpasses can also be installed: The point of intersection contained in the track plan is particularly suitable for a bridge and gives the landscape a special eyecatcher. The topic of winter landscapes is becoming more and more popular in landscape modelling. Andreas Theis has therefore built his latest piece as a winter layout.

Our modeller Azariah Mertens has ventured the summer interpretation of the 'Theisensee' layout. You need to look closely to allocate the same track plan to the two layout variants.



Product Highlights:

- easy TRACK® Railway Route Kit 'Theisensee'
- 125 cm x 105 cm
- With easy TRACK® 'Andreastal' Guidebook
- With H0 track plans for Märklin® C-/K-Track, TRIX C-Track, PIKO A-Track, Roco Line without track bed




Video clip



Contents:

- 1:1 plot track plan
- 1 easy TRACK® 'Andreastal' Guidebook
- Track plans for Märklin® C-/K-Track, TRIX C-Track, PIKO A-Track and Roco Line without track bed
- 43 pillars; maximum pillar height 17.4 cm, minimum pillar height 9.2 cm
- 10 circle segments, 60°, 8 cm wide
- 2 circle segments, 45°, 8 cm wide
- 8 straight route segments, 8 cm wide
- 2 point modules, route connector modules, wood screws





H0 53615 easy TRACK® Railway Route Kit 'Theisensee'
 Outer dimensions of constructed routes:
 123 cm x 103 cm, 17.4 cm high
 Minimum floorspace required for assembly:
 125 cm x 105 cm



easy
TRACK®



*Developer and Modeller
 Andreas Theis
 'Winter' version*

This is easy TRACK®.



easy TRACK® is a model railway reconceptualised, because easy TRACK® relieves you of the time-consuming steps of track planning. You immediately start building your personalised dream layout in the size of 125 cm x 105 cm.

easy TRACK® contains everything you need to get cracking on building the track layout: the routes for your custom model railway layout are already pre-cut and the pillars for the route only have to be stuck together. Even a 1:1 layout plan is included in the kit. Finally, detailed instructions illustrate how to assemble the easy TRACK® railway route system.


And of course all the important track plans are included in the Railway Route Kit. All you need are rails from the manufacturer of your choice and a base plate. Thanks to the well thought out easy TRACK® system, building your track layout goes off without a hitch.

The easy TRACK® Railway Route Kit 'Theisensee'

The summer version of the compact 'Theisensee' layout, measuring just 125 cm x 105 cm, is put in the spotlight on this double page. Our modeller Azariah Mertens has constructed this harmonious summer landscape.

Compare the summer and winter variants: isn't it fascinating how many avenues the easy TRACK® system opens up for customising your model landscape?





easy
TRACK®



*NOCH Modeller
Azariah Mertens
'Summer' version*

Where a Railway Modeller's Dreams Come True!

NOCH easy TRACK® Railway Route Kit 'Albula Railway' N

The floorspace of the 'Albula Railway' of at least 200 cm x 100 cm offers N-gauge fans a lot of room to implement a railway circuit with crossing rail traffic in 1:160 scale. The clever track plan offers the option to build a fiddle yard or a double-track bypass. A headshunt is provided in the goods yard. This small detail takes the railway modelling fun to a whole new level, because the locomotive of an incoming train can be hitched from the front to the rear and then pull the wagons out of the goods yard again – just like the original!

The very large station area is modelled on the track diagram of Bergün Station in Switzerland. With the 'Bergün' Station (page 242 in this

catalogue), 'Bergün' Locomotive Shed (page 243) and the 'Brombenz Viaduct' (page 76) kits that are available separately, particularly defining points of the Albula Railway can be perfectly reproduced in a model.

In the NOCH Guidebook easy TRACK® 'Albula Railway' (ref. 71901, in German), we have shown you step by step in text and pictures how the layout is built. Each kit comes with a guidebook, but it can also be ordered separately at www.noch.com before starting the building project. You will find more information about this guidebook on page 16 in this catalogue.



71901 Guidebook easy TRACK® 'Albula Railway' for N
German, 100 pages

Product Highlights:

- easy TRACK® Railway Route Kit 'Albulabahn'
- 200 cm x 100 cm
- With easy TRACK® Guidebook 'Albulabahn'
- With N track plans for KATO UNITRACK, Minitrix®, Fleischmann with ballast bed (piccolo) and Fleischmann without ballast bed

Contents:

- 1:1 plot track plan
- 1 Guidebook easy TRACK® 'Albula Railway for N Gauge', German
- Track plans for KATO UNITRACK, Minitrix®, Fleischmann with ballast bed (piccolo) and Fleischmann without ballast bed
- 62 pillars; maximum pillar height 12.7 cm, minimum pillar height 0.6 cm
- 15 circle segments, 45°, 4 cm wide
- 5 circle segments, 30°, 4 cm wide
- 4 circle segments, 15°, 4 cm wide
- 7 straight route segments, 4 cm wide
- 14 railway station modules
- wood screws





N 53705 easy TRACK® Railway Route Kit 'Albula Railway'
 Outer dimensions of constructed routes: 199 cm × 99 cm
 Minimum floorspace required for assembly: 200 cm × 100 cm



NOCH Modeller
 Azariah Mertens

On a floorspace of 210 cm × 115 cm, I have chosen classic model railway subjects and further emphasised them by consciously placing opposites in close proximity to each other. A huge mountain massif is built upon the double-track fiddle yard. Due to the combination, with a valley lowered to the bottommost level, through which a bridge crosses and at the bottom of which a hotel building stands, the rock faces appear even higher and mightier. In contrast, with the route and station area in front of it, the central track layout is imposing but not obtrusive. This consciously used 'gigantism' makes buildings, trains, figures and trees appear even more

delicate, especially in the small N gauge. I paid particular attention to giving the landscape a realistic design, e.g. by spraying the fir trees with black acrylic spray. Light and dark grass fibres were optically combined in the green areas to create realistic meadows and pastures. In this way, while observing and daydreaming, model and reality become blurred, and you catch yourself thinking about standing on a high mountain peak and looking at real little villages, trains and people in the valley, instead of in front of your own model railway layout in 1:160 scale in your hobby room.



easy TRACK®

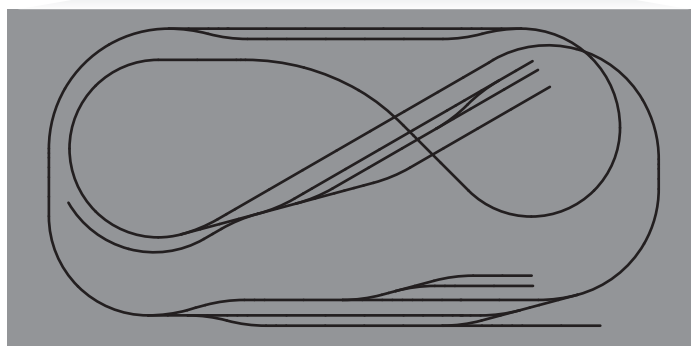
The Name Says It All: easy TRACK® Railway Route Kits by NOCH

Easily Design Customised Model Railway Layouts

As with every easy TRACK® Kit, the easy TRACK® Railway Route Kit 'Albula Railway' takes care of planning the track layout for you. It was particularly important to us to integrate gradients of a maximum of 2.9% into the track plan for this large N-gauge layout. This ensures that even long train sets that can be accommodated on the layout can overcome height differences without any hassle. We recommend using KATO UNITRACK tracks as this system has uniquely large radii to offer.



View side B



View side A

easy
TRACK®



View side A



View side B



NOCH Developer and
Modeller
Florian Giwanski

The catalyst for this project was an old special issue about the Albula Railway from 1988, which examined the railway line between Landquart–Davos–Filisur. I quickly got the impression from the 2024 annual focus theme of 'Around the World' that I wanted to replicate that in a model. After some research, the choice ultimately fell on adopting the station area at Bergün prior to its renovation in 2013 as the centrepiece of this track plan in my favourite gauge, N. This is how the easy TRACK® Railway Route Kit 'Albula Railway' was created. The project is ideally complemented by NOCH Laser-Cut Kits and exciting locomotive and wagon models from KATO's RhB series. The matching "Albula Railway" Track Set (ref. 7079841) is available at www.kato-unitrack.de along with other KATO UNITRACK N-gauge tracks.

My layout is built on a floorspace of 225 cm × 125 cm and its Swiss mountain landscape offers a great platform for KATO models. A special highlight is the separation of the floorspace by the backdrop located almost in the middle. As a result, the landscape merges into the vastness of the background and leaves room for countless beautiful, detailed views when you follow the rail traffic around the layout.



Lots of Driving Pleasure in a Small Space.


easy TRACK® Railway Route Kit 'Mittelberg' N

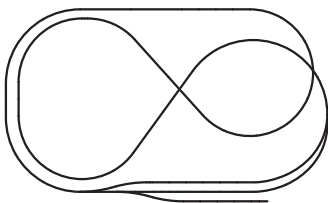
With the easy TRACK® Kit 'Mittelberg', we are introducing a wonderful layout kit for N gauge. The varied route goes not only around the model railway landscape but also across it. A change of direction without a reverse loop makes the track plan exciting. A passing loop, a siding and the beautiful course of the route provide plenty of variety during operation. The layout can be operated analogue with two trains, which can alternate between doing their laps. In digital operation, the route network is large enough for two trains to do their laps simultaneously without disturbing each other.




Product Highlights:

- easy TRACK® Railway Route Kit 'Mittelberg'
- 110 cm x 64 cm
- With easy TRACK® 'Andrealst' Guidebook
- With track plans for Minitrix, Fleischmann with ballast bed (piccolo), Fleischmann without ballast bed, KATO Unitrack





Track diagram



Made in Germany 

N 53700 easy TRACK® Railway Route Kit 'Mittelberg'

Outer dimensions of constructed routes: 110 cm x 64 cm

Minimum floorspace required for assembly: 115 cm x 75 cm

Contents:

- 1:1 plot track plan
- 1 easy TRACK® 'Andrealst' Guidebook
- Track plans for Minitrix, Fleischmann with ballast bed (piccolo), Fleischmann without ballast bed, KATO Unitrack
- 21 pillars; maximum pillar height 9.6 cm, minimum pillar height 3.1 cm
- 5 circle segments, 24°
- 17 circle segments, 30°
- 5 straight route segments
- 3 special route segments
- 2 point segments
- Wood screws

In addition to the individual parts for constructing the Railway Route System, the kit also contains the easy TRACK® Guidebook 'Andrealst', which explains how to build an easy TRACK® Railway Route Kit by way of example.

Do you want to find out more about the innovative easy TRACK® System from NOCH? Order an easy TRACK® guidebook.

More info on pages 14 – 17 in this catalogue.



NOCH Modeller
Azariah Mertens



Perfect and Stable Landscape and Route Construction

You lay the foundation for your model railway layout and for the later landscape design with the terrain substructure and the routes. You will find the right products in this chapter.

G

1

0

HO

TT

N

Z



■ Landscape and Track Construction

easy TRACK® Individual – from page 54

- Perfect an stable terrain substructure for your model railway layout

NOCH TERRA-FORM System – from page 58

- Quick and easy assembly of a landscaping framework

Landscaping Material – from page 60

- Landscaping Wire Mesh, Landscape Crepe Paper, Rock and Modelling Compound, Modelling Plaster Cloths

Cork Track Beds – page 63

- Easy to lay, great sound insulation

Ballast and Natural Stones – from page 64

- Ballast and stones for realistic model landscapes

Track Helix – from page 66

- Track helix system from LAGGIES for overcoming large height differences

Track Cleaning and useful Accessories – from page 68

- Helpful accessories: PROFI Foam Train Service Tray, Foam Ramps, Cable Ties
- Handy tools for rail cleaning




Build Your Custom Model Railway Layout!

easy TRACK® Individual

No matter whether you're developing your own layout plan or extending a well-known easy TRACK® Railway Route kit, this system offers everything you'll need. Based on the Märklin®/Trix® C-Track, you'll find all the components you need to realise your model railway layout. And above all, it's quick and seamless, because the routes are precisely lasered and ready for immediate installation.

Due to our extensive pillar system, you are now lord of the inclines: whether it's a shallow incline for long trains or a steep incline for mountain railways, everything is possible with easy TRACK® Individual. You can either fall back on the predefined sets or choose completely freely. Exactly what we said. It's highly 'individual'.



The Pillar Sets 'Bottom', 'Incline' and 'Top' have been colored blue, yellow and red in the illustration for better understanding.

The Pillars – Total Flexibility

When defining the individual pillar parts, we reverted to the heights we already knew from the railway route kits. easy TRACK® Individual is therefore familiar territory for easy TRACK® experts. What's interesting are the height-adjustable Pillars (ref. 53943), which you can use to adjust the height of the routes from 80 mm to 138 mm to suit your individual needs. These pillars guarantee total flexibility for your custom building project.

If the Viaduct Connector (ref. 53910) cannot be used for structural reasons or because of the gradient, the new Connecting Element (ref. 53911) will help you to connect individual routes to one another in a

stable manner. easy TRACK® Individual elements not only leave a lot of scope for designing a fascinating route, but above all, the sky's the limit when it comes to your imagination.

With our predefined Pillar Sets, we make it easy for you to start using the system. You can choose between 'Pillar Set, Bottom' (ref. 53940), 'Pillar Set, Incline' (ref. 53941) and 'Pillar Set, Top' (ref. 53942). This inherently consistent system not only offers the ideal clearance height of 8.7 cm but can also be conveniently connected using the incline set. You determine the incline yourself by selecting the distance between individual supports.

The Pillar Range at a Glance



53900 easy TRACK® Base Plate 1 mm
 Contents: 10 pieces, including mounting screws
 Part number: 04101
 Dimensions: 16 mm × 16 mm × 1 mm



53901 easy TRACK® Base Plate, 4 mm
 Contents: 10 pieces, including mounting screws
 Part number: 04104
 Dimensions: 16 mm × 16 mm × 4 mm



53902 easy TRACK® Pillar Element, 7.25 mm
 Contents: 10 pieces
 Part number: 04207
 Dimensions: 16 mm × 16 mm × 7.25 mm



53903 easy TRACK® Pillar Element, 9 mm
 Contents: 10 pieces
 Part number: 04223
 Dimensions: 16 mm × 16 mm × 9 mm



53904 easy TRACK® Pillar Element, 14.5 mm
 Contents: 10 pieces
 Part number: 04220
 Dimensions: 16 mm × 16 mm × 14.5 mm



53905 easy TRACK® Pillar Element, 29 mm
 Contents: 10 pieces
 Part number: 04243
 Dimensions: 16 mm × 16 mm × 29 mm



53910 easy TRACK® Viaduct Connector
 Contents: 10 pieces
 Part number: 04500
 Dimensions: 30 mm × 30 mm × 8.5 mm



53911 easy TRACK® Route Connecting Element
 Contents: 10 pieces
 Part number: 04501
 Dimensions: 30 mm × 80 mm × 2 mm



53940 easy TRACK® Pillar Set, Bottom
 Contents: 10 pillars
 consisting of:
 · 10 × 04104 (ref. 53901)
 · 10 × 04207 (ref. 53902)
 · 10 × 04221 (ref. 53906)
 · 10 × 04500 (ref. 53910)
 Including mounting screws
 Total pillar height: 63.25 mm



53942 easy TRACK® Pillar Set, Top
 Contents: 10 pillars
 consisting of:
 · 10 × 04104 (ref. 53901)
 · 10 × 04207 (ref. 53902)
 · 10 × 04258 (ref. 53907)
 · 10 × 04272 (ref. 53908)
 · 10 × 04500 (ref. 53910)
 Including mounting screws
 Total pillar height: 150.25 mm



53941 easy TRACK® Pillar Set, Incline
 Contents: 14 pillars
 consisting of:
 · 14 × 04104 (from ref. 53901)
 · 4 × 04207 (from ref. 53902)
 · 2 × 04221 (from ref. 53906)
 · 2 × 04258 (from ref. 53907)
 · 10 × 04272 (from ref. 53943)
 · 10 × 04273 (from ref. 53943)
 · 14 × 04500 (from ref. 53910)
 Including mounting screws
 Total pillar height: 63.25 mm – 150.25 mm




53906 easy TRACK® Pillar Element, 43.5 mm
 Contents: 10 pieces
 Part number: 04221
 Dimensions: 16 mm × 16 mm × 43.5 mm



53907 easy TRACK® Pillar Element, 58 mm
 Contents: 10 pieces
 Part number: 04258
 Dimensions: 16 mm × 16 mm × 58 mm



53908 easy TRACK® Pillar Element, 72.5 mm
 Contents: 10 pieces
 Part number: 04272
 Dimensions: 16 mm × 16 mm × 72.5 mm



53943 easy TRACK® Pillars, Height-Adjustable
 Contents: 10 pieces, Including mounting screws
 Part number: 04272, 04273
 Dimensions: 80 mm – 138 mm

The Routes – Perfect Geometry

easy TRACK® Individual offers you the right routes for all important tracks and points, perfectly tailored to the Märklin®/Trix® C-Track®. The width of the routes, which is specially adapted to the track geometry of the C-Track®, is 77.5 mm for single-track routes; the double-track routes are 155 mm.

The railway track sets 53800 to 53844 each contain six routes.



53800 easy TRACK® Route, straight, 64 mm

Contents: 6 pieces
Suitable for Märklin C-Track 24064
Dimensions: 64 mm × 77.5 mm × 4 mm



53801 easy TRACK® Route, straight, 77 mm

Contents: 6 pieces
Suitable for Märklin C-Track 24077
Dimensions: 77 mm × 77.5 mm × 4 mm




53802 easy TRACK® Route, straight, 94 mm

Contents: 6 pieces
Suitable for Märklin C-Track 24094
Dimensions: 94 mm × 77.5 mm × 4 mm



53803 easy TRACK® Route, straight, 172 mm

Contents: 6 pieces
Suitable for Märklin C-Track 24172
Dimensions: 172 mm × 77.5 mm × 4 mm



53804 easy TRACK® Route, straight, 172 mm double track

Contents: 6 pieces
Suitable for Märklin C-Track 24172
Dimensions: 172 mm × 155 mm × 4 mm



53805 easy TRACK® Route, straight, 188 mm

Contents: 6 pieces
Suitable for Märklin C-Track 24188
Dimensions: 188 mm × 77.5 mm × 4 mm

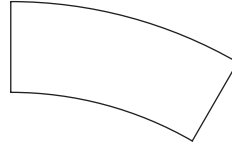
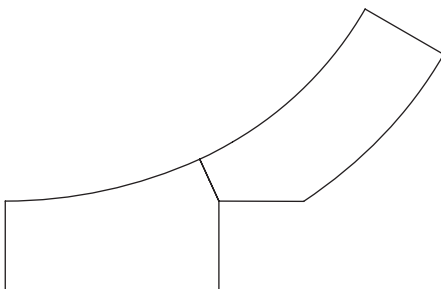


53806 easy TRACK® Route, straight, 188 mm double track

Contents: 6 pieces
Suitable for Märklin C-Track 24188
Dimensions: 188 mm × 155 mm × 4 mm

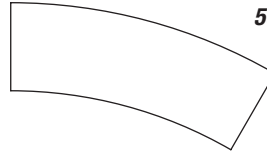
53880 easy TRACK® Turnout Set 611_612

Contents: 2 sets
Suitable for Märklin C-Track 24611/24612
Branch: 1 × 24130, 1 × 24206



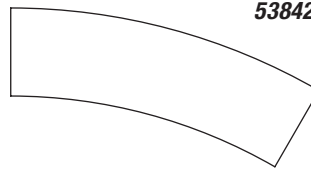
53840 easy TRACK® Route, curved, R1

Contents: 6 pieces
Suitable for Märklin C-Track 24130
Dimensions of inner radius: 321.25 mm
Dimensions of outer radius: 98.75 × 4 mm



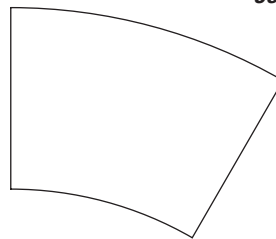
53841 easy TRACK® Route, curved, R2

Contents: 6 pieces
Suitable for Märklin C-Track 24230
Dimensions of inner radius: 398.75 mm
Dimensions of outer radius: 476.25 × 4 mm



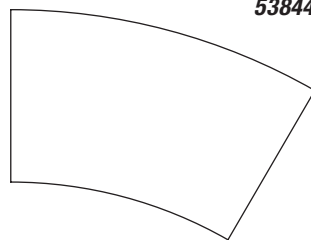
53842 easy TRACK® Route, curved, R3

Contents: 6 pieces
Suitable for Märklin C-Track 24330
Dimensions of inner radius: 476.25 mm
Dimensions of outer radius: 553.75 × 4 mm



53843 easy TRACK® Route, curved, R1_R2

Contents: 6 pieces
Suitable for Märklin C-Track 24130/24230
Dimensions of inner radius: 321.25 mm
Dimensions of outer radius: 476.25 × 4 mm

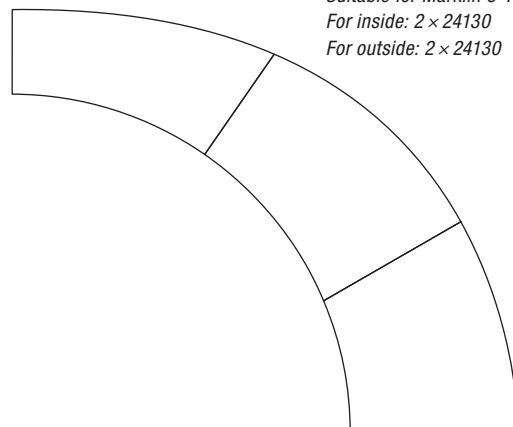


53844 easy TRACK® Route, curved, R2_R3

Contents: 6 pieces
Suitable for Märklin C-Track 24230/24330
Dimensions of inner radius: 398.75 mm
Dimensions of outer radius: 553.75 × 4 mm

53881 easy TRACK® Curved Turnout Set 671_672

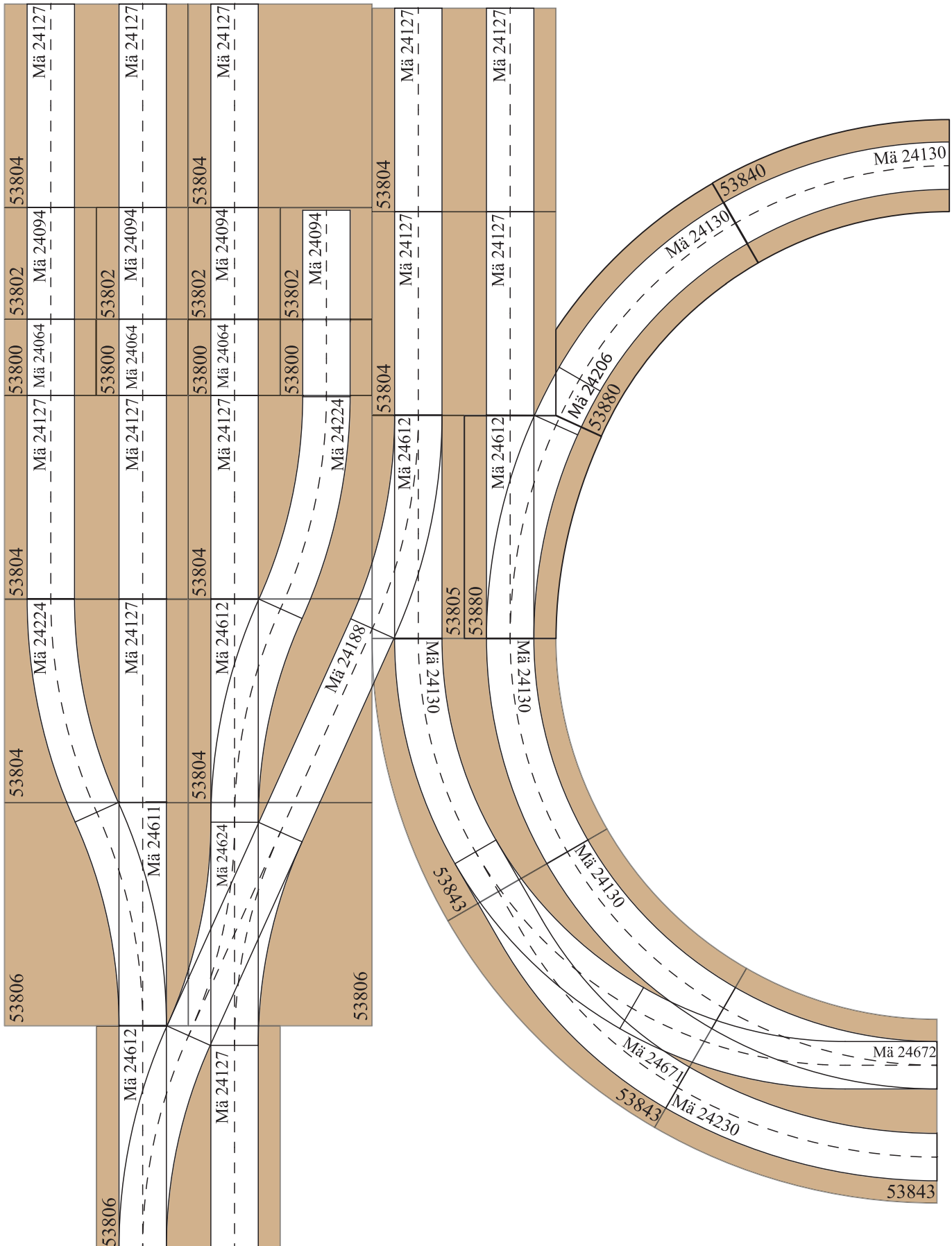
Contents: 2 sets
Suitable for Märklin C-Track 24671/24672
For inside: 2 × 24130
For outside: 2 × 24130



Application Example: Switch Road

What will immediately become apparent is that even complex station entrances and exits are possible with easy TRACK® Individual. The Double-Track Routes 53804 and 53806 are ideal for complex turnout configurations and parallel tracks. If the branch line is not intended to run parallel, Turnout Set 53880 is used, as shown in the illustration.

For C-track curved switches, in addition to the appropriate Curved Turnout Set (ref. 53881), there is also the option of using the 53843 routes. Changing tracks can thus be carried out in a curve on a double-track line without tapering the route.



Make your Landscape Substructure a Success!

NOCH TERRA-FORM

TERRA-FORM is a proven and extremely sophisticated method for creating your model landscape: quick and uncomplicated, extremely lightweight, highly flexible and cost-effective.

The foundation of the system consists of two- to five-way connecting elements made of flexible plastic, to which round rods are joined in order to make the desired shape. The round rods can be cut to any length you like and then connected together. You do not need to have manual skills for this, nor many tools: scissors, craft knife, fine saw, hammer and hot glue gun.

TERRA-FORM is ideal to build the landscape framework over a NOCH easy TRACK® railway route. On a base of your choice (e.g. blockboard, chipboard, solid wood panel), you first build the rail system (e.g. with NOCH easy TRACK®) and lay all electrical connections.

Following a test drive, you start designing the landscape – above and around the track. First, you build the tent-like framework. Since the round rods are only slotted into the connecting elements, the construction can be corrected and changed at any time. Thanks to this scaffolding system, subsequent remodelling is just as unproblematic as ongoing 'maintenance' of the rail and all the mechanics. Once the framework is standing, it is then covered with NOCH Landscape Crepe Paper to form your landscape template, which you can customise as you wish.



Info Tip

Working with TERRA-FORM is explained in detail in our guidebooks that you can find in chapter Everything to Get Started from page 12 in this catalogue.



It is very easy to cut the wooden poles to the right length.



The flexible 5-way connectors make it possible to assemble the tent-like construction as desired.



The connectors and wooden poles do not have to be glued. This allows you to change the rough template of your landscape until it matches your concept.



Due to the TERRA-FORM base plates and connectors, the framework has a stable footing on every base.



Thanks to the flexibility of the poles, curved ridges or jagged overhangs can be created.



Once the framework meets your expectations, the NOCH Landscape Crepe Paper is glued on.



Landscaping with TERRA-FORM: with the material from the Basic Set (ref. 61601) ...



this landscape was built.



Reinforced cardboard



Prop upper plates, detachable



5-way connector, detachable



Prop lower plates, detachable



3-way connector

TERRA-FORM supplement:

61620 Reinforced Cardboard
5 pieces, very strong carton
55 cm x 40 cm, to apply as a
stable base for track series or
houses



2-way connector

61630 Connector Pieces
72 parts in total:
• 18 5-way connector
• 14 3-way connector
• 8 2-way connector
• 8 2-way round, flat connector
• 24 1-way connector with
adhesive pad



2-way round, flat connector

61640 Base Plates and Clamps
40 parts in total:
• 20 base plates
• 20 2-way clamps
The base plates can be divided and thus
used for H0, TT, N and Z



1-way connector with adhesive pad

61650 Wooden Support Poles
40 cm long, 35 pieces



Base plate

61660 Flex Support Pole
divisible, 3 m long



2-way clamps

61670 Prop Plates
16 parts in total:
• 8 prob upper plates
• 8 prob lower plates
The prop upper and lower plates can
be divided and thus used for H0, TT, N
and Z.



Note: the Basic Set contains the framework system (see picture above left), but not the modelling compound, grass, and extra decoration.
Contents: see TERRA-FORM Basic Set.
The compilation of all materials needed to assemble a complete model landscape can be found in the Starter Set 'Model Railway Layout Construction' Set on pages 24 and 25.



61601 TERRA-FORM Basic Set

This Basic Set contains everything you need for building a landscape substructure.

Landscape Framework, 228 parts in total:

- 50 wooden poles (40 cm each)
- 1 flexible support pole (100 cm)
- 36 connectors, 5-way
- 28 connectors, 3-way
- 16 connectors, 2-way
- 16 round, flat connectors, 2-way
- 48 connectors, 1-way with adhesive pad
- 4 clamps
- 12 prop upper plates
- 12 prop lower plates
- 4 base plates

You also get to know:
• 60 cm x 60 cm NOCH Landscape Crepe Paper



61605 TERRA-FORM Test Package


The TERRA-FORM Test Package contains TERRA-FORM materials to try out the system. Many work steps can be tested by putting together materials in the pack.

Landscaping Wire Mesh

Stable, flexible, shapeable – these are the outstanding characteristics of this innovative material for the designing of model landscapes. Use the landscaping material on the TERRA-FORM system by NOCH, on a substructure frame or any other substructure. You get a robust and stable surface on which you can directly work with other craft materials.



60833 Landscaping Wire Mesh
100 cm x 75 cm, folded in bag



Landscape Crepe Paper

Tough but flexible special crepe paper with a waterproof middle layer. So you can model directly onto the crepe paper and also safely utilise materials containing liquid in your design.



60840 Landscape Crepe Paper
90 cm x 80 cm

Landscaping Aluminium Wire Mesh

Finely-woven, shapeable aluminium mesh. For smaller, self-supporting mountain constructions. Ideal for covering the frame of a substructure.



60990 Landscaping Aluminum Wire Mesh XL
100 cm x 75 cm, folded in bag

60991 Landscaping Aluminum Wire Mesh
50 cm x 75 cm, folded in bag



Modelling Plaster Cloth

With these special plaster bandages, you can cover substructures made of Landscaping Aluminium Wire Mesh. The construction becomes particularly stable when the bandages are applied to the substructure in several layers. For larger building projects, we recommend our large pack of Modelling Plaster Cloth XL, offered for a bargain price.



Best value!



Craft Tip: Modelling Plaster Cloth

NOCH Modelling Plaster Cloth is ideal for stabilising our mountain subconstruction made of Landscaping Aluminium Wire Mesh. Cut the fabric into 15 to 20 cm long strips. Dip them briefly in lukewarm water and place the wet plaster bandages on your substructure. Allow each strip to overlap with approximately half of the previous one. This overlapping makes your substructure significantly more stable. Then spread the plaster evenly with your hand.



60980 Modelling Plaster Cloth
2 rolls of 200 cm x 10 cm each



60982 Modelling Plaster Cloth XL
4 rolls, length 300 cm each
width 2 x 14.5 cm, 1 x 9.5 cm,
1 x 6.0 cm



Rock Compound

Due to its special composition, the NOCH Rock Compound automatically forms a 'rocky' surface structure upon drying. The two popular NOCH Rock Compound products are also available at a favourable price in a large pack of 1,000 g.



Craft Tip: Designing rocks with NOCH Rock Compound

Add some water to the NOCH Rock Compound and stir the mixture. After applying the mixture with a trowel (or a knife), it hardens after about 15 minutes. When drying, the special composition of the compound mixture forms its own rock-like surface. Especially beautiful and realistic rock structures can be created by breaking up NOCH Hard Foam Rocks and Rock Plates into the desired size and incorporating them in the mixture while it is still damp.

You can find a large selection of rock pieces, rock plates and rocks made of NOCH Hard Foam in the chapter 'Rocks and Rock Walls' starting on page 100 of this catalogue.



Best value!

60880 Rock Compound 'Granite'
grey, 400 g

60882 Rock Compound XL 'Granite'
grey, 1,000 g



Best value!

60890 Rock Compound 'Sandstone'
brown, 400 g

60892 Spackle-Compound XL
'Sandstone'
brown, 1,000 g

Modelling Compound

The smooth, white compound mixture is ideal for creating flat surfaces (e.g. floor space for houses or roads).

Also, the NOCH Modelling Compound does not become brittle upon drying – the risk of cracks forming is very low.



60920 Modelling Compound
white spackle, 500 g



Perfect Embedding for Your Tracks!

Cork Track Beds for Model Railway Tracks

Cork Track Beds are a real model railway classic: they lend themselves as the perfectly stable and noise-absorbing base for model railways tracks, such as the MÄRKLIN® K track or the PIKO® A track. The track beds are easy to lay: for glueing them together, we recommend NOCH Latex Adhesive (ref. 61135). NOCH Ballast, which you can find on the following page, is the most suitable for laying ballast.



First, the cork track bed is split by bending it in the middle...



and the two resulting strips are then glued together again along the 'back'. The cork track beds can therefore be laid flexibly and follow every course of the track.



HO **50410** Cork Track Bed, 3 mm high
6 pieces, 4.4 cm x 50 cm each (total length 3 m)

HO **50412** Cork Track Bed, 3 mm high
18 pieces, 4.4 cm x 50 cm each (total length 9 m)

TT **HO_m** **50460** Cork Track Bed, 3 mm high
6 pieces, 3.6 cm x 50 cm each (total length 3 m)

TT **HO_m** **50462** Cork Track Bed, 3 mm high
18 pieces, 3.6 cm x 50 cm each (total length 9 m)

N **50490** Cork Track Bed, 2 mm high
6 pieces, 2.8 cm x 50 cm each (total length 3 m)

N **50492** Cork Track Bed, 2 mm high
18 pieces, 2.8 cm x 50 cm each (total length 9 m)

Note: all cork track beds on this page are supplied without rails and points.

HO **TT** **HO_m** **50416** Cork Plate, 3 mm high
2 pieces, 15 cm x 50 cm

N **50496** Cork Plate, 2 mm high
2 pieces, 15 cm x 50 cm

Latex Adhesive – Ideal for Cork Track Beds



NOCH Latex Adhesive is a viscous glue paste with a wide range of applications. The milky-white glue emulsion can be applied directly from the dispenser bottle with a brush or putty knife onto cork, wood, rubber, felt, cardboard and textiles. The latex adhesive is ideal for glueing down NOCH Cork Track Beds. The non-toxic adhesive is also suitable for glueing together rails and railway lines to ensure sound insulation. In addition, the rail can be ballasted at the same time.

61135 Latex Adhesive
125 g



Just Like Real Track Ballast!

PROFI Ballast and Track Ballast

Ballast and stones play a very important role when designing a realistic model landscape. Typically, track ballast is mined by region and therefore reflects the colour of the rocks and stones of that region. Among other things, with the assortment of NOCH PROFI Ballast, you can make your ballasted track beds look extremely realistic.

PROFI Ballast is available in four different colours and two different grain sizes for HO, TT, N and Z gauges. These varieties are great mixed together to create completely new, original colours.



HO TT

09361 PROFI Ballast 'Limestone'
beige brown, 250 g bag



HO TT

09363 PROFI Ballast 'Granite'
grey, 250 g bag



HO TT

09365 PROFI Ballast 'Basaltic Rock'
dark grey, 250 g bag



HO TT

09367 PROFI Ballast 'Gneiss'
red brown, 250 g bag

N Z

09161 PROFI Ballast 'Limestone'
beige brown, 250 g bag

N Z

09163 PROFI Ballast 'Granite'
grey, 250 g bag

N Z

09165 PROFI Ballast 'Basaltic Rock'
dark grey, 250 g bag

N Z

09167 PROFI Ballast 'Gneiss'
red brown, 250 g bag



HO TT

09372 Ballast
brown, 250 g bag



HO TT

09374 Ballast
grey, 250 g bag



HO TT

09376 Ballast
dark grey, 250 g bag suitable for Märklin® C Track



HO TT

09380 PROFI Ballast
grey, 250 g bag

N Z


09172 Ballast
brown, 250 g bag

N Z

09174 Ballast
grey, 250 g bag

N Z

09180 PROFI Ballast
grey, 250 g bag



HO TT

09381 PROFI Ballast
brown, 250 g bag

N Z

09181 PROFI Ballast
brown, 250 g bag

Ballast Glue

Thanks to the nozzle of the Ballast Glue, it is even easy to reach inaccessible spots.

Usage: spread the loose ballast between the sleepers and then drizzle on the Ballast Glue.



61134 Ballast Glue
130 g



Craft Tip: Ballasting tracks

In order to design a perfect track bed, we recommend NOCH Cork Track Beds as bases for your track (e.g. ref. 50410 for H0 scale, ref. 50460 for TT scale and ref. 50490 for N scale). These have a sound-absorbing effect and even create the appearance of a poured bed of ballast, with small embankments to the left and

right of the rails. The ballast is loosely scattered and then spread around the gaps between the sleepers with a brush. Afterwards, drizzle on some NOCH Ballast Glue (ref. 61134) to permanently fix the ballast.



The rail is laid and fixed onto the cork track bed.



The ballast is now loosely scattered. The NOCH Shaker (ref. 08099) is very useful for this.



The ballast is then spread between the railway sleepers with a brush.




The loose ballast is applied with NOCH Ballast Glue (ref. 61134).



PROFI Rocks 'Rubble'

Steep mountains and rocky slopes are among the most impressive motifs that can be recreated in a model landscape. Small and large rocks and boulder blocks regularly break away from cliffs and crags and then accumulate in screes, beneath steep mountain walls or in riverbeds. NOCH Rubbles are ideal for recreating such rock formations, screes and wonderful riverbeds and lakebeds in your model, and for adding detail. The rubble is available in three different grain sizes, which can be used alone or mixed together.




09228 PROFi Rocks 'Rubble'
fine, 80 g bag
grain, 1 mm – 2 mm



09230 PROFi Rocks 'Rubble'
medium, 80 g bag
grain, 2 mm – 5 mm




09232 PROFi Rocks 'Rubble'
coarse, 80 g bag
grain, 6 mm – 16 mm



09202 Coal
250 g bag

Natural Stones

Nothing looks more realistic than natural products. That's why NOCH chooses natural stones for model landscaping. All stones are finely ground and sorted by size.



09204 Chippings Lahn
250 g bag



09214 Boulders
250 g bag



09216 Sandstone Boulders
250 g bag



09226 Rock Boulders Hegau
250 g bag





09203 PROFi Rocks 'Coal'
100 g bag

PROFI Rocks 'Coal'

PROFI Rocks 'Coal' consists of a material that looks exactly like real coal.

The Best Way to Change Levels

LAGGIES Helix



It's that easy!

What exactly is a track helix?

A track helix is a spiral on which a train travels from one level to a level lower down or higher up. So, the train goes up or down the track helix. The track helix has the same gradient at each point so that even long trains can overcome large height differences.

When do I need a track helix?

There are numerous possible applications. Here are some examples:

- to reach a lower or higher level.
- to get to hidden storage tracks underneath the layout.
- to connect two layouts of different heights.

How do the trains not derail when they go along the curves in the helix?

The outer curves of the track helix are around 3 mm higher. This significantly improves driving safety and reduces rolling resistance.



What versions of LAGGIES Helix are available?

There are track helices for H0 and N gauges – a perfect complement to the specific conditions of individual railway manufacturers. All track helices can be set up to run in a clockwise or counterclockwise direction.

How can I overcome even larger height differences with a track helix?

Every track helix needs a so-called basic helix. This basic helix includes the entrance to the helix and the exit from the helix. Any number of add-on helices can be set up on this basic helix – depending on the height difference that must be handled by the train.

The Basic Helix

The basic helix comprises 1 1/2 circles. The crossing height as well as the entrance and exit can be reached with a basic helix.

The Add-on Helix

The add-on helix comprises a full circle. As many add-on helices as you like can be placed on a basic helix. In this way, even the biggest height differences in the tightest of spaces can be handled smoothly.

Note: the height differences that can be bridged by a basic or add-on helix are detailed in this table.

Height difference – basic or add-on helix		
Gauge	System	Height difference
H0	Basic Helix	130.5 mm
H0	Add-on Helix	87 mm
N	Basic Helix	81 mm
N	Add-on Helix	54 mm



Double-track 'Basic Helix'
(1 1/2 circles)

Basic Helix: 1 1/2 circles (9 segments) – complete set with all the necessary components (below).
Add-on Helix: 1 circle (6 segments) – complete set with all the necessary components (above).



Double-track 'Add-on Helix' (1 circle)

Contents of a basic helix set, e.g. for an H0 Scale helix:			
Qty.	Description	Qty.	Description
6	Base plates, small, 1 mm	9	Plywood circle segments
6	Base plates, large, 4 mm	1	Railway segment, straight
12	Supports, small, 14.5 mm	50	Wood screws
22	Supports, large, 43.5 mm	1	Radius template
12	Support caps	1	Instruction manual
18	Segment holders		

What is the LAGGIES Helix made of?

The assembly kit consists of precision-cut railway segments of 4 mm-strong plywood and matching supports and holders.

As an example, see the contents of an H0 Scale Basic Helix to the left, which we have put together for you.

In the following table are the LAGGIES Helices, sorted by track gauge and radius. Every helix can be set up to run in a clockwise or counterclockwise direction. The complete assembly kit contains all the necessary supports, railway segments and detailed instructions. Please be aware that each helix requires a basic circle. The number of add-ons required depends on the height that you want to bridge.

LAGGIES Helix complete assembly kits

(clockwise or counterclockwise, with detailed instructions)

Outer diameter = outer measurement between two supports

H0 Track radius 360 mm, single-track

for Märklin® M/K/C, TRIX C, Fleischmann Modell/Profi, Roco/Roco Line, PIKO A and tracks of this radius

53001 Basic Helix H0, 9 segments = 1 1/2 circles
Assembled height: 130.5 mm
Segment width: 80 mm
Gradient: 3.8 %
Outer diameter: 828 mm

53101 Add-on Helix H0, 6 segments = 1 circle
Height of level: 87 mm

H0 Track radius 360/437.5 mm, single- or double-track

for Märklin M/K/C, TRIX C, Fleischmann Modell/Profi, Roco/Roco Line, PIKO A and tracks of these radii

53004 Basic Helix H0, 9 segments = 1 1/2 circles
Assembled height: 130.5 mm
Segment width: 165 mm
Gradient, inner: 3.8 %
Gradient, outer: 3.17 %
Outer diameter: 998 mm

53104 Add-on Helix H0, 6 segments = 1 circle
Height of level: 87 mm

H0 Track radius 420/483 mm, single- or double-track

for Fleischmann Profi R2/R3, PIKO A R2/R3 Roco Line R3/R4 and other tracks of these radii

53005 Basic Helix H0, 9 segments = 1 1/2 circles
Assembled height: 130.5 mm
Segment width: 145 mm
Gradient, inner: 3.3 %
Gradient, outer: 2.87 %
Outer diameter: 1,078 mm

53105 Add-on Helix H0, 6 segments = 1 circle
Height of level: 87 mm

H0 Track radius 481.2/542.8 mm, single- or double-track

for Fleischmann Profi R3/R4, PIKO A R3/R4, Roco Line R4/R5 and other tracks of these radii

53007 Basic Helix H0, 9 segments = 1 1/2 circles
Assembled height: 130.5 mm
Segment width: 145 mm
Gradient, inner: 2.88 %
Gradient, outer: 2.55 %
Outer diameter: 1,214 mm

53107 Add-on Helix H0, 6 segments = 1 circle
Height of level: 87 mm

H0 Track radius 515/579.3 mm, single- or double-track

for Märklin C, TRIX C

53009 Basic Helix H0, 9 segments = 1 1/2 circles
Assembled height: 130.5 mm
Segment width: 145 mm
Gradient, inner: 2.69 %
Gradient, outer: 2.39 %
Outer diameter: 1,276 mm

53109 Add-on Helix H0, 6 segments = 1 circle
Height of level: 87 mm

N Track radius 194/230 mm, single- or double-track

for Arnold, Fleischmann piccolo, Roco N, Minitrix and other tracks of these radii

53026 Standard Helix H0, 9 segments = 1 1/2 circles
Assembled height: 81 mm
Segment width: 100 mm
Gradient, inner: 4.43 %
Gradient, outer: 3.74 %
Outer diameter: 560 mm

53126 Add-on Helix H0, 6 segments = 1 circle
Height of level: 54 mm

N Track radius 329/362 mm, single- or double-track

for Roco N, Minitrix, flex tracks and other tracks of these radii

53027 Basic Helix H0, 9 segments = 1 1/2 circles
Assembled height: 81 mm
Segment width: 100 mm
Gradient, inner: 2.61 %
Gradient, outer: 2.37 %
Outer diameter: 840 mm

53127 Add-on Helix H0, 6 segments = 1 circle
Height of level: 54 mm



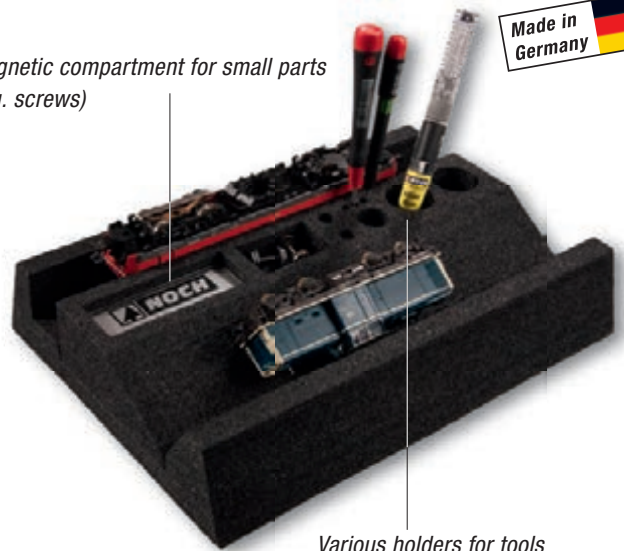
The layout demonstrates the possible combinations of NOCH easy TRACK®, TERRA-FORM and the LAGGIES System.

Safe in Bed!


PROFI Foam Train Service Tray

Developed by professionals for professionals, this is reflected in the many details of these Foam Train Service Trays. The PROFI Foam Train Service Tray has two hollows for your locomotives. In one, the locomotive can be clamped upside down in the soft foam. It is now easy to inspect from below, and gears and axles can be easily oiled. Locos and waggons can be placed sideways or diagonally upside down in the sloping tray. This allows side panels to be cleaned and engines and piston rods to be repaired, as well as many other servicing jobs. The Foam Train Service Trays have different compartments and recesses, in which a brush, oil pen and tools can fit. Small parts and screws can be stored in the integrated compartments. So that small parts do not get lost, a magnetic disc is incorporated in one compartment. The tiniest screws, for example, adhere to it.


Magnetic compartment for small parts (e.g. screws)



Various holders for tools and compartments.



HO TT 99355 PROFI Foam Train Service Tray



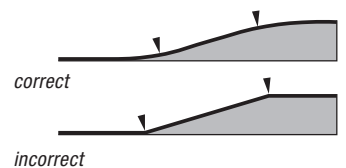

N Z 99352 PROFI Foam Train Service Tray

Foam Ramps

NOCH Ramps are made of a very flexible yet sturdy foam material that can effortlessly be adapted to your rail plan. NOCH Ramps are available in different heights and lengths. If you have enough space, we recommend that you always select the long version with the lower gradient. The low version is for layouts operating without the use of a catenary system.



- HO 99356 Ramp with embankment**
single track, 4% grade, 260 cm x 5.5 cm, 10 cm high
- HO 99358 Ramp without embankment**
single track, 8% grade, 115 cm x 5.2 cm, 8 cm high
- HO 99359 Ramp without embankment**
single track, 6% grade, 175 cm x 5.2 cm, 9 cm high
- HO 99360 Ramp without embankment**
single track, 7% grade, 60 cm x 6 cm, 4 cm high
- N 99348 Ramp without embankment**
single track, 3.5% grade, 135 cm x 3.8 cm, 4.5 cm high




The illustration shows an HO scale ramp with an embankment (rear) and an N scale ramp without an embankment (front).

Cable Ties and Mounting Clips



60160 Cable Ties
10 clamping strips for each 12 cables, simply stick or nail under the layout and click the cables into the clamps



60180 Mounting Clips
20 pieces, simply stick or nail under the layout and pull the cable through the clip



Little Helpers, Great Effect!


Track Cleaners

Track cleaners – an ingenious invention for cleaning model railway tracks – are available in H0, TT, N scales and also for H0 US cars. And using them is so easy:

- the track cleaners consist of a robust plastic frame with a brush-like cleaning surface that effectively removes dirt on the tracks.
- the cleaners are simply clipped onto the axles of a car – and they immediately start cleaning the rails in both directions while in normal driving mode, seemingly by chance!
- the H0 Track Cleaners are suitable for H0 two-axle carriages from Märklin®, Fleischmann®, Roco®, PIKO® and TRIX® (max. axle diameter

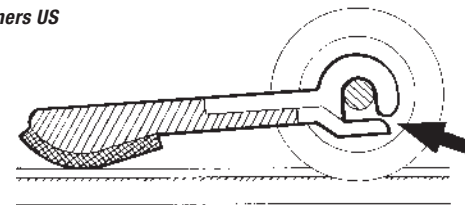
2.0 mm). They can be used for two-axle carriages of all makes (max. axle diameter 1.4 mm) in TT and N scales.

- the H0 US Track Cleaners are suitable for US cars (max. axle diameter 3.0 mm).
- the track cleaners are suitable for both AC and DC.
- the track cleaner should only be replaced when the cleaning surface is heavily soiled.



- H0** 60157 Track Cleaners
5 pieces
- TT** 60159 Track Cleaners
5 pieces
- N** 60158 Track Cleaners
5 pieces

- H0** 60156 Track Cleaners US
5 pieces



Cleaning Block

With the NOCH Cleaning Block, impurities on the tracks like oil, sticky dust or traces of oxidation, can be easily 'erased'.

60140 Cleaning Block



True Works of Art in Miniature

NOCH Bridges boost the attractiveness of every model railway layout. They are also very versatile, for example, for traversing inclines, rivers and valleys. Our assortment of bridges comprises three very different kinds of model railway bridges:

- *Laser-Cut Bridges*
- *Ready-made Structured Hard Foam Stone Bridges*
- *Assembly kits of classic Steel Bridges, made of plastic.*





Bridges and Viaducts

Laser-Cut Bridges – from page 72

- Made of a special, high-grade laser-cut cardboard
- Extremely delicately lasered details, such as rivets in a steel construction
- The adhesive required for assembly is included in the kits

Structured Hard Foam Stone Bridges – from page 79

- Ready-made models with an extremely realistic surface texture
- Made of high-grade structured hard foam
- Easy to work with (cut, saw, file)

Plastic Bridges – page 85

- Reasonably-priced plastic modelling kits
- Easy to build
- Various steel bridges

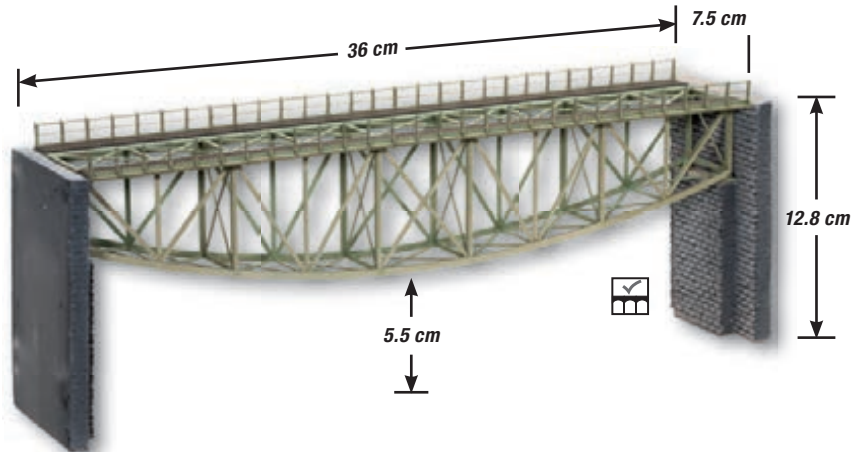


Laser-Cut Bridge Kits

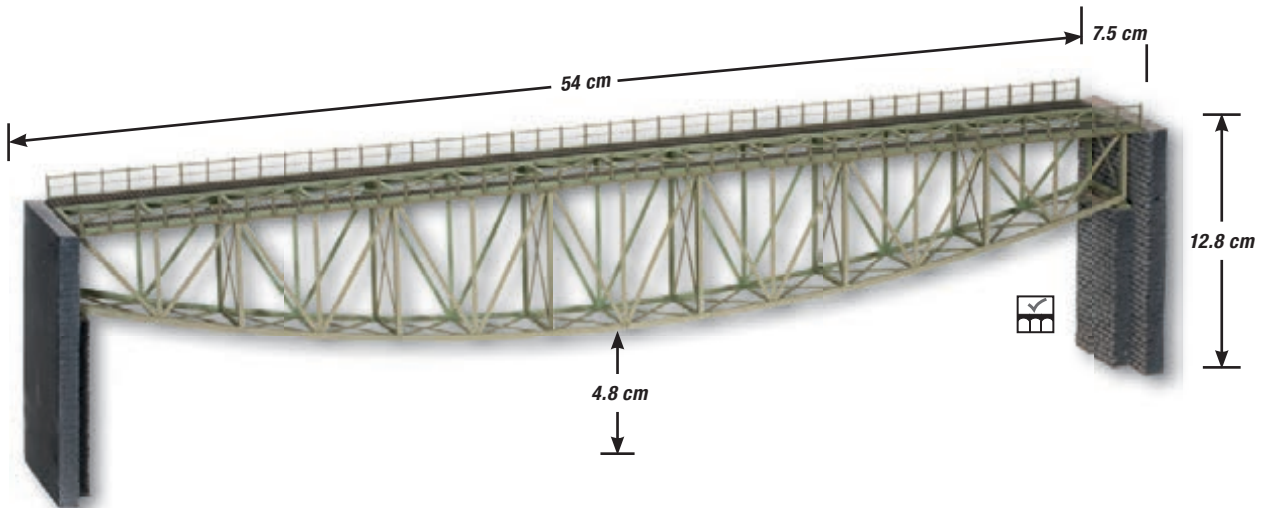


NOCH Laser-Cut Bridges are not only beautiful but also stable.

The statics of the delicately lasered parts follows the same rules as for their larger counterparts. This results in small steel construction works of art that are perfectly suited to your model landscape.



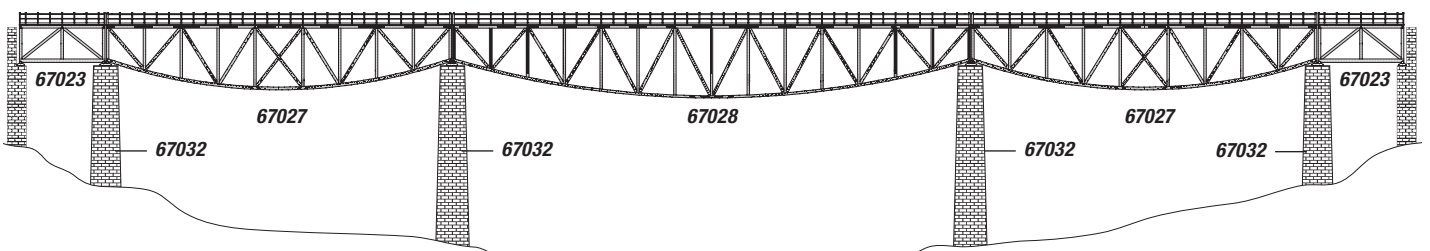
HO 67027 Fishbelly Bridge with bridgeheads



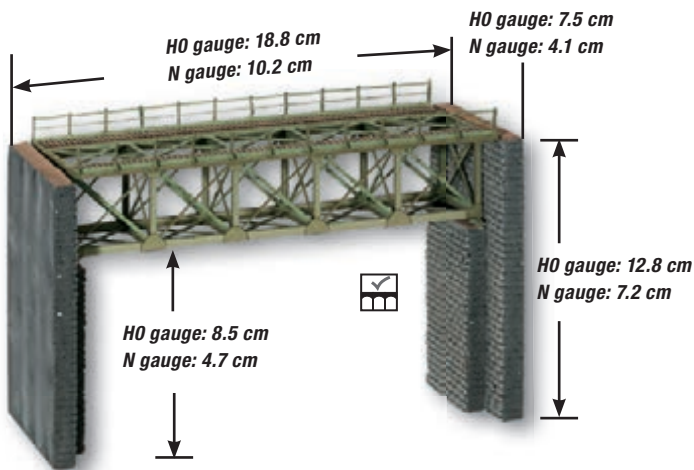
HO 67028 Fishbelly Bridge with bridgeheads

Note: the bridges on this page are designed for single-track railways. For double-track train systems, two bridges can be installed side by side.

All bridgeheads on this page can be extended with walls from the 'Stone Wall PROFI-plus' series (see page 88). All laser-cut kits on this double page come with Laser-Cut Special Adhesive.

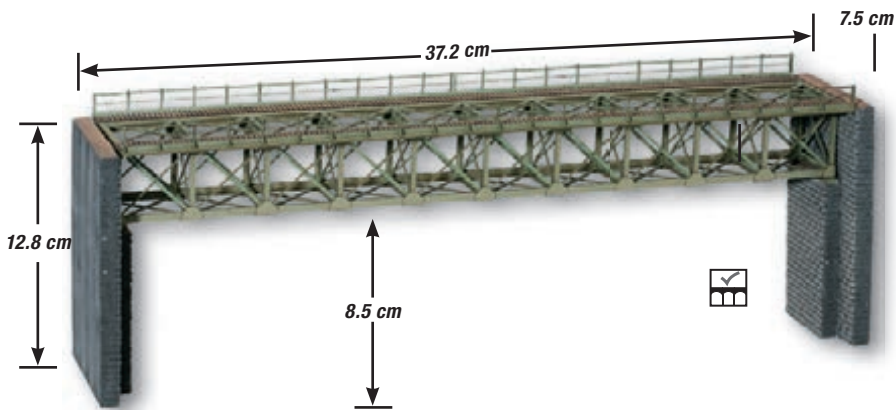


Suggestion for assembly: Fishbelly Bridges with Approach Bridges and Bridge Piers (total length: 144 cm)

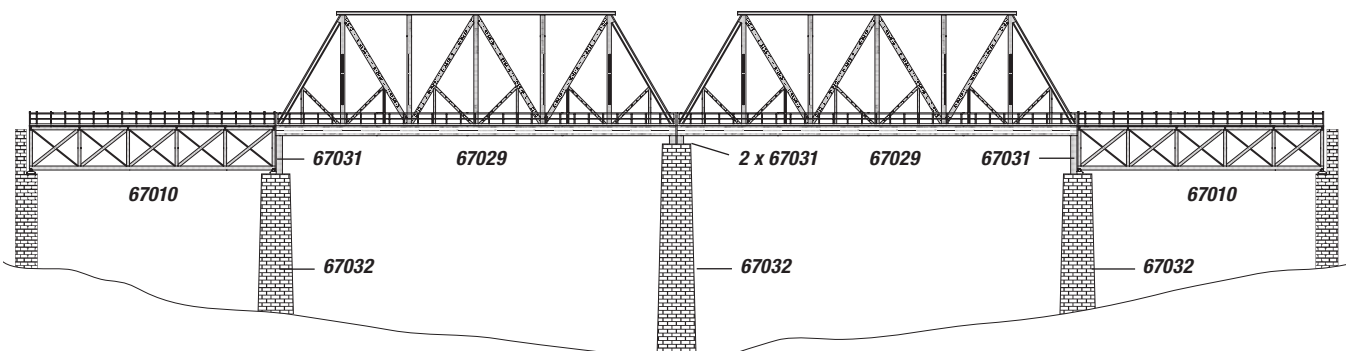


H0 67010 Steel Bridge with bridgeheads
 This bridge cannot be combined with other Laser-Cut bridges.

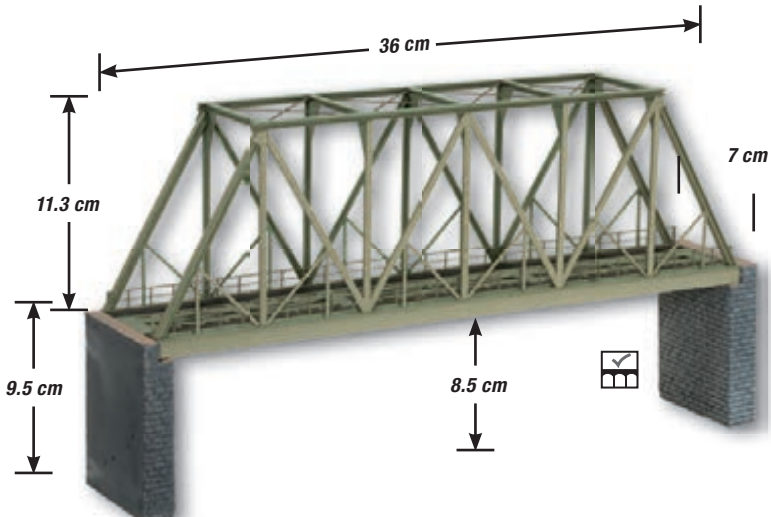
N 62810 Steel Bridge with bridgeheads
 This bridge cannot be combined with other Laser-Cut bridges.



H0 67020 Steel Bridge with bridgeheads




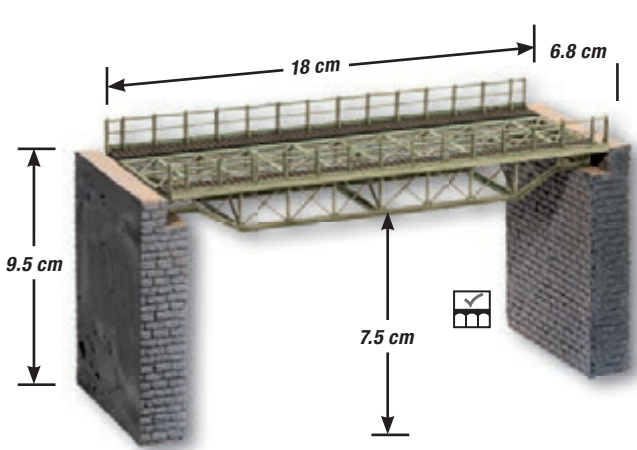
Suggestion for assembly: Box-Girder Bridges with Steel Bridges, Bridge Piers and Adapter Pieces (total length: 109.6 cm)



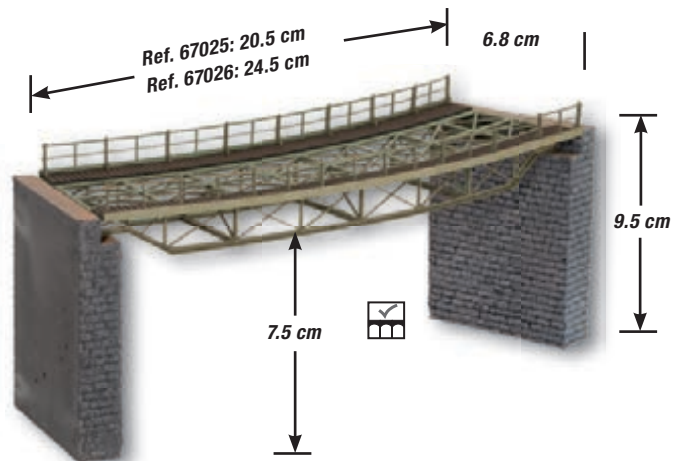
HO 67029 Truss Girder Bridge with bridgeheads

i **Info Tip:**
NOCH Laser-Cut System Bridges

 NOCH's System Bridges range can be identified by this symbol, which is found on the packaging. You will find further information about the NOCH Laser-Cut Bridge Kit System on page 75.



HO 67024 Bridge Deck, straight with bridgeheads



HO 67025 Bridge Deck, curved with bridgeheads, radius (R1) 360 mm

HO 67026 Bridge Deck, curved with bridgeheads, radius (R2) 437 mm

Note: the bridges on this page are designed for single-track railways. For double-track train systems, two bridges can be installed side by side.

All bridgeheads on this page can be extended with walls from the 'Stone Wall PROFI-plus' series (from page 88). All laser-cut kits on this double page come with Laser-Cut Special Adhesive.



Combination of Fishbelly Bridge (67028), two Truss Approach Bridges (67023) and two Bridge Piers (67032). (The Bridge Piers shown here are samples from a pilot series.)

H0 Laser-Cut Bridge Kit System



The bridge system developed by NOCH combines the product advantages of laser-cut and hard foam parts.

Most of the H0 gauge bridge kits shown on the previous pages can be combined with each other, so as to join outstanding bridge constructions together.


For example, you can combine the Fishbelly Bridges with the short Approach Bridges, install several Box Girder Bridges one behind the other or use the Bridge Decks to create an attractive ramp.

In order to combine several bridges, the Bridge Pier (ref. 67032) is


required. This is made of hard foam and thus can be cut very easily – with a handsaw, for instance – to the appropriate height. When it comes to combining and designing bridges, your imagination knows no bounds, as many of the pre-existing Laser-Cut Bridges in the NOCH range are also compatible with the system.

For example, the Steel Bridge (ref. 67010) can be used as an approach bridge. Bridge Pier Adapter Pieces (ref. 67031) are required to combine certain bridges (see below).

Note: you will need the “Two Bridge Piers for bridges with beams” (ref. 67034) and a bridge without beams (e.g. ref. 67024, 67025, 67026, 67029), to install the whole construction to the right and left of the landscape.



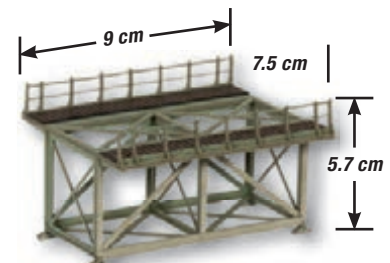
H0 67034 Two Bridge Piers for bridges with beam



H0 67032 Bridge Pier



H0 67031 Bridge Pier Adapter Piece



H0 67023 Truss Approach Bridge without bridgeheads, single track. For double track routes, two models can be combined side by side.

Adapter Pieces (ref. 67031) required for combining the bridges.									
	67010	67020	67023	67024	67025	67026	67027	67028	67029
67010	●	●	●	1	1	1	●	●	1
67020	●	●	●	1	1	1	●	●	1
67023	●	●	●	1	1	1	●	●	1
67024	1	1	1	●	●	●	1	1	2
67025	1	1	1	●	●	●	1	1	2
67026	1	1	1	●	●	●	1	1	2
67027	●	●	●	1	1	1	●	●	1
67028	●	●	●	1	1	1	●	●	1
67029	1	1	1	2	2	2	1	1	2

● = can be combined without bridge pier adapter piece

Combine!

The Adapter Pieces is needed to combine bridges with and without beams and/or of different widths and bridge piers. It can be built in four different versions.

You can easily find out how many adapter pieces are needed for the relevant combination of two bridges from the table.



Laser-Cut Bridge Kit 'Brombenz Viaduct'




The railway bridge known as the 'Brombenz Viaduct' or the 'Landwasser Viaduct in the trains' is located on the route between Davos Monstein and Davos Wiesen. It is one of the Albula Railway's most striking structures and came into being between 1908 and 1909. With a length of over 40 metres, it spans the Landwasser River and a road at a height of over 20 metres.

The Laser-Cut Kit is made from high-grade card and, in addition to detailed instructions, also contains suitable special Laser-Cut Adhesive.




... Just like the original! Brombenz Viaduct in Grisons.




N 62832 Brombenz Viaduct
 Dimensions:
 18.6 cm x 3.8 cm, 8.6 cm high



Laser-Cut Bridge Kit Stone Arch Bridge

 The beautiful Stone Arch Bridge's compact design means it blends in with many setup requirements on your model railway layout. The bridge is single-track and can be used for both rail and road traffic. The width of the lane is equivalent to a narrow road, as is often found in the Alps to this day.

The Laser-Cut Kit is made from high-grade card and, in addition to detailed instructions, also contains suitable special Laser-Cut Adhesive.



N 62831 Stone Arch Bridge
Dimensions:
18.5 cm × 4 cm, 6 cm high

Z 44380 Stone Arch Bridge
Dimensions:
13.5 cm × 3.2 cm, 4.3 cm high



Laser-Cut Pedestrian Crosswalk Kit

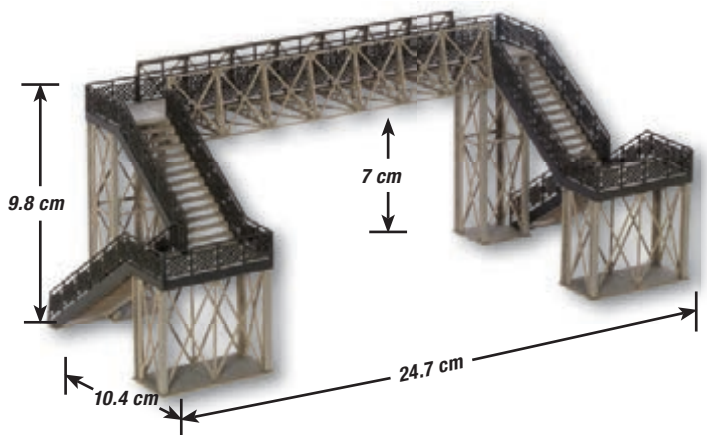


This filigreed Pedestrian Crosswalk is based on the legendary 'Eschersteg,' which was a listed structure in Ravensburg, Southern Germany. The modelling kit's extremely detailed finish is due to the perfect execution of laser cutting technology, which enables, for example, the finest railings to be produced.

Conventional plastic injection moulding cannot rival the high-quality representation of such details. The basic Pedestrian Crosswalk Kit spans up to two tracks. Includes special adhesive.



HO 67070 Crosswalk variable basic kit



Realism at its Most Beautiful

Structured Hard Foam Stone Bridges



The NOCH Hard Foam Bridges presented on the following pages are manufactured in Wangen / Allgäu, in Southern Germany.

The base is a special dual-component foam, which is poured into elaborately manufactured moulds. This unique production process realistically displays the finest structures in the model.

To give the models a perfect finish and a natural effect, all Hard Foam Bridges shown on the following pages are treated in our in-house paint

shop. If, for example, you would like to combine Quarrystone Bridges with walls or tunnels, we recommend that you use the NOCH Hard Foam Series 'Quarrystone Walls,' which can be found on page 90 of the catalogue. The stones in the Wall Plates and Tunnel Portals are an ideal match for the coarse structure of the Quarrystone Viaducts.



Craft Tip: Building bridges

The straight Quarrystone Viaduct (see page 80), the curved Quarrystone Viaduct (page 81) and the Rhône Viaduct (page 81) are made to fit together perfectly. In the picture above, for example, you can see an impressive combination of three curved Quarrystone Viaducts (90° bend) and a straight Quarrystone Viaduct. Bridge elements can be connected with any adhesive (including solvent-based).

If necessary, you can shorten the bridges or bridgeheads with a craft knife or fine saw. The finishing touches can be taken care of with sandpaper or a file. The Hard Foam Series 'Quarrystone Walls' (page 90) has the same rocky structure as the bridge models made of structured hard foam shown here. Use the products in this series to construct walls and tunnels that are suitable for the bridges.



The bridge pier is shortened.



Mounting the bridge, attaching to the bridgehead.




Extending the bridge by attaching a second viaduct.



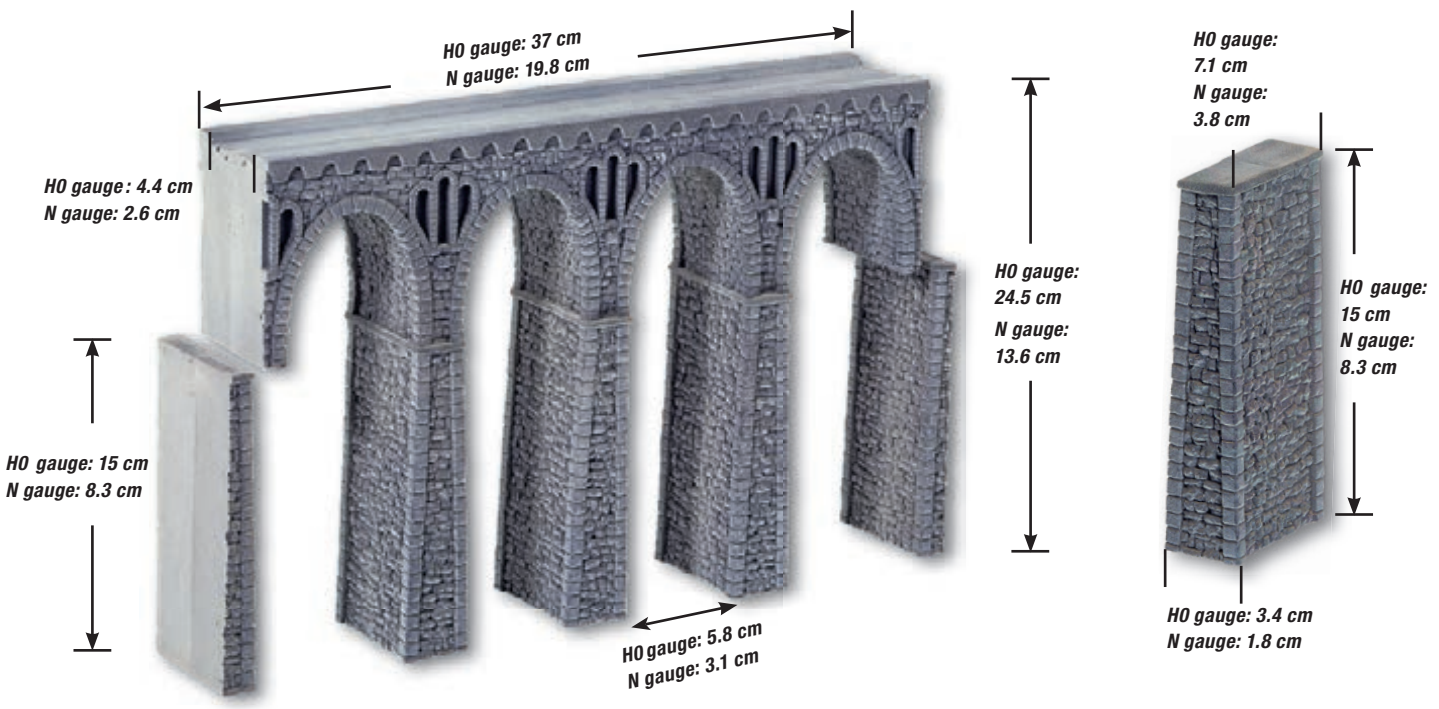
An impressive structure – consisting of three curved Quarrystone Viaducts (= 90° bend) and a straight Quarrystone Viaduct.



Straight Quarrystone Viaduct

 The Quarrystone Viaduct is an eye-catcher for your model railway layout. To build particularly long and imposing bridge structures, straight and curved Quarrystone Viaducts can be combined as desired. Combinations with the Rhône Viaduct are also possible. In the Quarrystone Viaduct pack, you will find the viaduct and the material you need to make a matching bridgehead.

Note: the H0 Quarrystone Viaduct is compatible with all H0 track systems, including MÄRKLIN® C track. The N Quarrystone Viaduct is compatible with all N track systems, including N gauge KATO® Unitrack.



i Info Tip:
Building viaducts


Combine the Quarrystone Viaduct in your model landscape with walls or tunnels from the NOCH Hard Foam Series 'Quarrystone Walls.' The stones in the Wall Plates and Tunnel Portals are an ideal match for the structure of the Quarrystone Viaducts. You will find the items in this series on page 90 of this catalogue.

H0 58660 Quarrystone Viaduct
ready-made Structured Hard Foam Bridge Model

H0 58661 Quarrystone Viaduct Bridge Pier

N 34860 Quarrystone Viaduct
ready-made Structured Hard Foam Bridge Model

N 34861 Quarrystone Viaduct Bridge Pier



Curved Quarrystone Viaduct



The Curved Quarrystone Viaduct makes it possible to construct impressive bridges. Two standard radii are available: R1 (360 mm, 30°) and R2 (437.5 mm, 30°). Put together, six curved Quarrystone Viaducts form a semicircle. The curved Quarrystone Viaducts can naturally be combined with the straight Quarrystone Viaducts, as well as the Rhône Viaduct.

Note: the curved Quarrystone Viaduct is compatible with all H0 track systems, including MÄRKLIN® C track.



H0 58664 Quarrystone Viaduct, curved radius (R1) 360 mm, 30°

H0 58665 Quarrystone Viaduct, curved radius (R2) 437.5 mm, 30°




Rhône Viaduct



The Rhône Viaduct is an impressive ready-made bridge model with a length of 37 cm. It can even elegantly span the bigger valleys. Of course, the H0 Rhône Viaduct is a perfect fit with the H0 straight or curved Quarrystone Viaduct. In the picture above, you can see an H0 straight Quarrystone Viaduct (ref. 58660) that has been split

in two parts. The Rhône Viaduct has been inserted in the middle, between the two halves.

Note: the H0 Rhône Viaduct is compatible with all H0 track systems, including MÄRKLIN® C track.



H0 58670 Rhône Viaduct ready-made Structured Hard Foam Bridge Model

Attractive Crossings



Bridges made of Structured Hard Foam



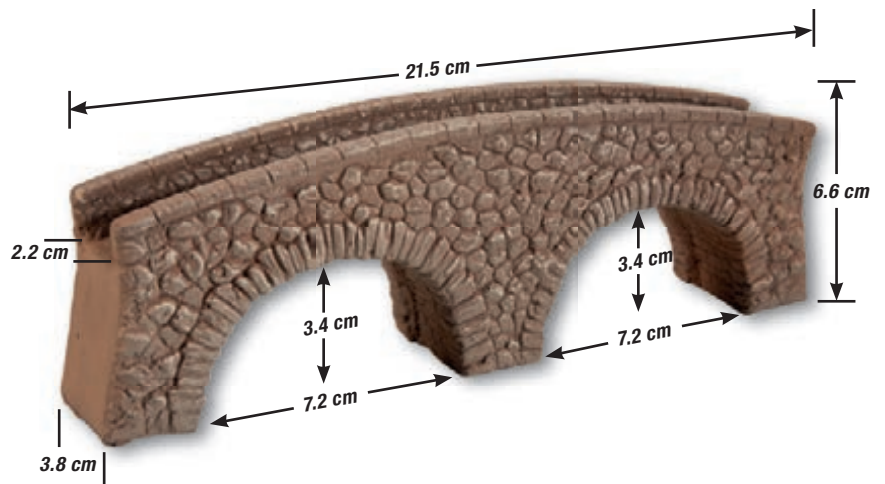
Streams, rivers, ravines and gorges characterise the image of a landscape. From time immemorial, bridges have made important trade and transport links possible and brought people together.

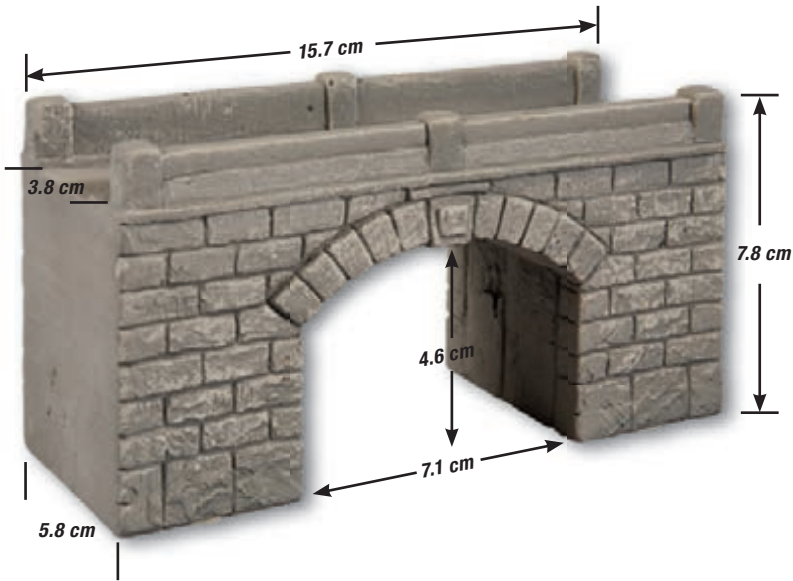
Our team has now taken on small bridges. These unremarkable constructions traverse streams, small rivers, irrigation ditches or ravines and can be found in every village or city. But stone bridges can also be used in the open countryside to cross ravines and torrents on hiking trails and service roads.

All bridges are made of the well-known NOCH Structured Hard Foam, which guarantees highly realistic surface textures. The constructions are nevertheless very lightweight and easy to process.




HO 58692 Argen Bridge
Ready-made Structured Hard Foam
Pedestrian Bridge






H0 58696 Oberdorf Bridge
 Ready-made Structured Hard Foam
 Village Bridge.
 The Oberdorf Bridge is wide enough
 for a single lane of traffic




H0 58694 Waldtobel Bridge
 Ready-made Structured Hard Foam
 Pedestrian Bridge



Achtobel Bridge

 The Achtobel Bridge is a high-quality ready-made bridge model made of structured hard foam. The bridge can be employed as a small railway bridge (suitable for all HO track systems including MÄRKLIN® C track) as well as a road bridge.

The Hard Foam Series 'Quarystone Walls' (page 90) has the same rocky structure as the HO Quarystone Viaduct and the HO Rhône Viaduct. You can use the products in this series to create bridges and walls that match these bridges.



HO 58690 Achtobel Bridge
Ready-made Structured Hard Foam Bridge Model

Bridge Piers

In order to combine NOCH Plastic Bridges, it is best to use a Double Bridge Pier or Pontoon Pier. You can either screw or glue the pier to the bridge and base.



HO 21410 Pontoon Piers
to plug together
5 pieces, each 0.5 cm high

HO 21400 Pontoon Piers
to plug together
5 pieces, each 3 cm high

HO 21420 Double Bridge Pier
for NOCH bridges
2 pieces, each 9.4 cm high
is shortenable

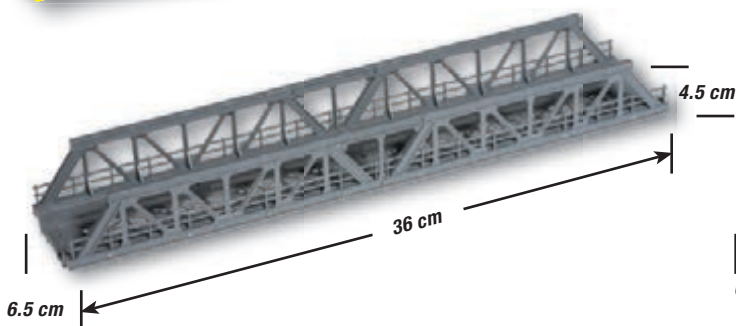


Steel Bridges Made of Plastic


With NOCH Steel Bridges we offer you a complete range of bridges for HO gauge, which fit all the common track systems – including the Märklin® C

track. The plastic bridges look deceptively real, display great attention to detail and are easy to build.

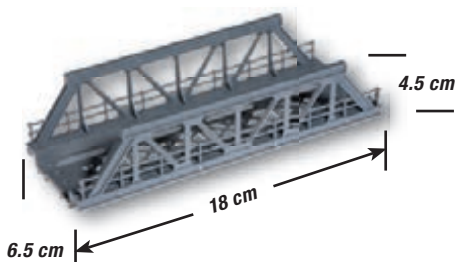
Best value!



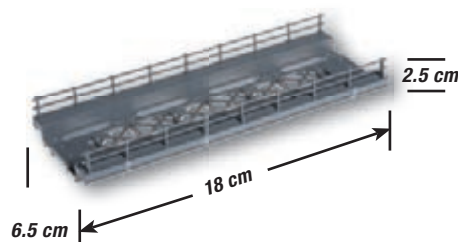
HO 21310 Girder Bridge
bridge kit, plug-in elements



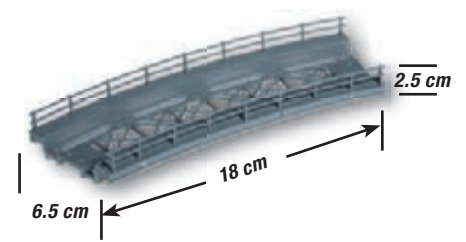
HO 21320 Box-Girder Bridge
with lateral bracing, bridge kit, plug-in elements



HO 21330 Approach Bridge
bridge kit, plug-in elements



HO 21340 Bridge Base Straight
bridge kit, plug-in elements



HO 21350 Bridge Base Curved
radius 360 mm
bridge kit, plug-in elements



Just Like the Original

Whether it's a big city station or a marshalling yard, an ICE main line or a branch line, matching walls, arcades and portals to their surroundings characterises the face of a railway landscape – in real life as well as in

your model layout. NOCH offers an incomparably large selection of various materials: from Structured Hard Foam, plastic and embossed cardboard to 3D Structured Foil or 3D Cardboard Sheets.



Portals, Walls and Arcades

Structured Hard Foam – from page 88

- Light, sturdy and self-supporting
- Very realistic, three-dimensional surfaces
- Hand-painted and weathered, easy to work with

Plastic Portals – page 96

- Realistic surfaces
- Sturdy
- Reasonably priced

Embossed Cardboard Wall Sheets – from page 96

- Realistic surfaces
- Very easy to work with
- Reasonably priced

3D Structured Textures and 3D Cardboard Sheets – from page 97

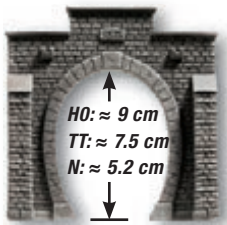
- Realistic
- Flexible
- Very easy to work with

'Stone Wall PROFI-plus' Hard Foam Series




The 'Stone Wall PROFI-plus' series is a highlight of any realistic display of walls and portals. The detailed surface structure, the three-dimensional design and the many small details like wall finishes, ledges or drainpipes, make every wall an eye-catcher on your layout.

Bestseller!



- HO** 58051 Tunnel Portal
single track
13.5 cm x 12.5 cm
- TT** 48051 Tunnel Portal
single track
10 cm x 10 cm
- N** 34851 Tunnel Portal
single track
7.9 cm x 7.6 cm



- HO** 58052 Tunnel Portal
double track
21 cm x 14 cm
- TT** 48052 Tunnel Portal
double track
16 cm x 10.5 cm
- N** 34852 Tunnel Portal
double track
12.3 cm x 8.5 cm




- HO** 58054 Wall
33.4 cm x 12.5 cm
- TT** 48054 Wall
25.8 cm x 9.8 cm
- N** 34854 Wall
19.8 cm x 7.4 cm


- HO** 58055 Wall
extra long
66.8 cm x 12.5 cm
- TT** 48055 Wall
extra long
51.6 cm x 9.8 cm
- N** 34855 Wall
extra long
39.6 cm x 7.4 cm



- HO** 58056 Retaining Wall
33.4 cm x 12.5 cm
- TT** 48056 Retaining Wall
25.8 cm x 9.8 cm
- N** 34856 Retaining Wall
19.8 cm x 7.4 cm
- HO** 58057 Retaining Wall
extra long
66.8 cm x 12.5 cm
- TT** 48057 Retaining Wall
extra long
51.6 cm x 9.8 cm
- N** 34857 Retaining Wall
extra long
39.6 cm x 7.4 cm



- Z** 44810 Tunnel Portal
single track
6.5 cm x 6 cm



- Z** 44820 Tunnel Portal
double track
8.5 cm x 6.5 cm



- Z** 44920 Arcade Wall
13 cm x 7 cm



HO 58058 Arcade Wall
33.4 cm x 12.5 cm

TT 48058 Arcade Wall
25.8 cm x 9.8 cm

N 34858 Arcade Wall
19.8 cm x 7.4 cm

HO 58059 Arcade Wall
extra long
66.8 cm x 12.5 cm

TT 48059 Arcade Wall
extra long
51.6 cm x 9.8 cm

N 34859 Arcade Wall
extra long
39.6 cm x 7.4 cm



Craft Tip:
Advantages of NOCH Hard Foam Walls and Portals

Hard foam is a very versatile and lightweight material with a super realistic surface. It is very easy to cut and carve with a saw or a craft knife. You can heat up the material with the help of a heat gun and shape it through careful bending. Hard foam pieces can be attached with hot-melt adhesive or contact glue.

Once they have been installed in the landscape, you can decorate the portals and walls in the desired colour with NOCH Acrylic Sprays and Acrylic Paints.






'Quarrystone Wall' Hard Foam Series

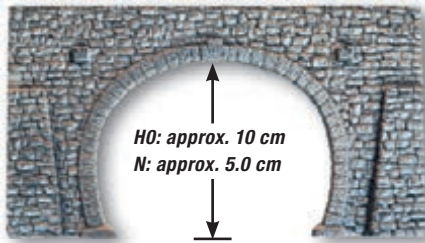


Stone on stone: the 'Quarrystone Wall' Hard Foam Series creates a convincing impression with its extremely realistic stone structure. The products in this series have the same stone structure as almost all the viaducts and bridges on pages 80 to 81 in


this catalogue. The items in this series therefore lend themselves well to building tunnel entrances or barriers in the immediate vicinity of NOCH Structured Hard Foam Bridges.



- H0** 58247 Tunnel Portal
single track, 23.5 cm x 13 cm
- N** 34937 Tunnel Portal
single track, 16 cm x 9 cm



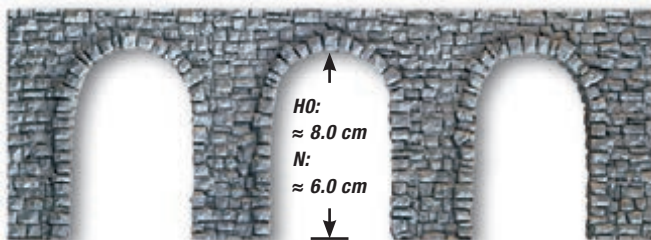
- H0** 58248 Tunnel Portal
double track, 23.5 cm x 13 cm
- N** 34938 Tunnel Portal
double track, 16 cm x 9 cm



- H0** 58300 Underpass
14 cm x 10 cm



- H0** 58250 Wall
23.5 cm x 12.5 cm
- H0** 58255 Wall
extra long, 65 cm x 12.5 cm
- N** 34940 Wall
16 cm x 9 cm



- H0** 58260 Arcade Wall
open, 27 cm x 10 cm
- N** 34942 Arcade Wall
open, 19 cm x 9 cm



Note: most of the NOCH Structured Hard Foam Bridges (see from page 79) have the same stone structure as the 'Quarrystone Wall' Series shown here. Therefore, the Hard Foam Bridges and 'Quarrystone Wall' Hard Foam Series can be perfectly combined. Today, there are still many rock portals along mountain railway lines.



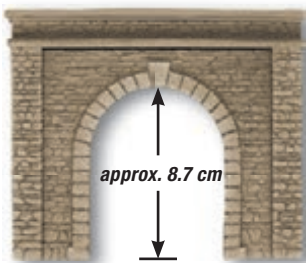


'Natural Stone Wall' Hard Foam Series



Natural stone walls are very common, especially in rural areas. Walls, arcades and portals are elaborately built with the help of stones that are regionally milled. The 'Natural Stone Wall' Hard

Foam Series delights with its extremely realistic stone structure and the multidimensional design of many details, such as ledges or protrusions. The portals are suitable for catenary operation.

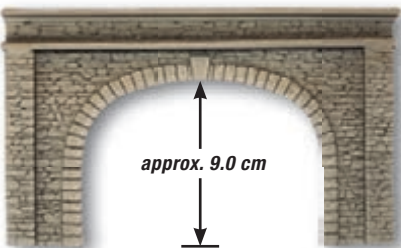


HO **58061** Tunnel Portal
single track, 15 cm x 12.5 cm



HO **58064** Wall
33 cm x 12.5 cm

HO **58065** Wall
extra long, 66 cm x 12.5 cm




HO **58062** Tunnel Portal
double track, 22 cm x 13 cm




HO **58066** Retaining Wall
33 cm x 12.5 cm

HO **58067** Retaining Wall
extra long, 66 cm x 12.5 cm



HO_e **HO_m** **58026** Tunnel Portal
single track, 23 cm x 12.7 cm




HO_e **HO_m** **58027** Tunnel Portal
double track, 23 cm x 12.7 cm

The Tunnel Portal is intended for the construction of single-track sections.

The Tunnel Portal is intended for the construction of double track sections.


Matching Hard Foam Accessories

Stairs Set

 Realistic stairs made of hard foam. This kit consists of two staircases (left- and right-ascending) as well as a flat 'Steps' piece for building individual steps. The wall structure corresponds to the Hard Foam Series 'Stone Wall PROFI-plus'.

Dimensions of staircases: 14.5 cm x 3.3 cm, 6.6 cm high. Length and height can be individually shortened.


Dimensions of 'Steps' piece: 15 cm x 4.5 cm, can be individually shortened.




H0 58303 Stairs Set
left- and righthand ascending
3 pieces



Signal Base and Signal Niche


 Masoned Hard Foam Signal Base. Suitable for signals with underfloor compact drive.

Applications: railway embankment, individually adjustable for sloped areas.



H0 58304 Signal Base
2 pieces, 5 cm x 3.7 cm, 3 cm high
size of installation surface:
3.3 cm x 3.1 cm



 Masoned Hard Foam Signal Niche. Suitable for signals with underfloor compact drive.

Applications: ascending terrain next to the track. Angle of gradient individually adjustable.



H0 58306 Signal Niche
2 pieces, 5 cm x 4 cm, 3 cm high
size of installation surface:
3.8 cm x 3.4 cm



ICE Tunnel Portal

 High-quality foam tunnel portal for new construction Deutsche Bahn routes. Double track, suitable for catenary operation.



H0 58040 ICE Tunnel Portal
18 cm x 23 cm
Clearance height approx. 12 cm





The Perfect Boundary for Model Plots

H0 Walls made of Hard Foam



Hard Foam Walls are perfect boundaries for model buildings, fields, plots and the like. The walls are made of high-grade NOCH Structured Hard Foam and thus look extremely realistic. Another advantage of NOCH Hard Foam is that it is easy to work with.

The walls are separated from the support plate with a craft knife. They can then be shaped with hot air or hot water. They can then be shaped and coloured with hot air or hot water (see below).



H0 58280 Granite Walls

Wall height 1.5 cm, pillar height 2.2 cm
Total wall length 104 cm



H0 58281 Basalt Walls

Wall height 1.5 cm, pillar height 2.0 cm
Total wall length 104 cm



H0 58282 Sandstone Walls

Wall height 1.9 cm, pillar height 2.4 cm
Total wall length 104 cm



H0 58283 Natural Stone Walls

Wall height 1.9 cm, pillar height 2.3 cm
Total wall length 104 cm

You will find more walls and fences on page 363 in this catalogue.



Craft Tip: Working on Hard Foam Walls

The walls are separated from the base plate with a craft knife. They can then be shaped with hot air or hot water. For this, bring approx. ½ litre of water to the boil. Then pour a thin stream over the desired spot for about 30 to 40 seconds and bend the wall immediately into the desired shape. Keep the wall in this position until it has cooled down.

The walls can now be primed with a light-coloured Acrylic Paint (e.g. ref. 61196). They are then individually coloured using the paints from the Nature Paints Set (ref. 61200). To better accentuate the structure of the wall, the perfect result can be achieved with white or light grey paint using a dry wiping technique. Now the walls can be installed.





Interior Tunnel Walls




When looking into a tunnel on most model railway layouts, you look into a black hole. The layout becomes much more realistic with interior tunnel walls. The tunnels can be lined with either a stone or a rock structure. Each pack contains a left and a right straight or curved interior tunnel wall. The wall structure corresponds to the Hard foam series 'Stone Wall PROFI-plus'.



HO HO_e HO_m 58030 Interior Tunnel Wall, straight
2 pieces, 10 cm long

HO HO_e HO_m 58031 Interior Tunnel Wall, curved
2 pieces, 10 cm long each, suitable for all radii

The interior tunnel walls are glued to the tunnel entrance.



HO HO_e HO_m 58032 Interior Rock Tunnel Wall, straight
2 pieces, 9.5 cm long

HO HO_e HO_m 58033 Interior Rock Tunnel Wall, curved
2 pieces, 9.5 cm long each, suitable for all radii

Hard Foam Scale Replacement Portals



Scale Replacement Portals serve to reduce the dimensions of tunnel entrances of larger gauges to those of smaller gauges. This is necessary, for example, when using a ready-made

NOCH HO terrain in TT or N gauge. All scale replacement portals are suitable for catenary operation.



TT 48800 Scale Replacement Portal, double track reduces the tunnel portal from H0 scale to TT scale
2 pieces, 14 cm x 10.5 cm
Clearance height approx. 7.0 cm



TT 48790 Scale Replacement Portal, single track reduces the tunnel portal from H0 scale to TT scale
2 pieces, 14 cm x 10.5 cm
Clearance height approx. 6.0 cm



Z 44800 Scale Replacement Portal, double track reduces the tunnel portal from N scale to Z scale
9 cm x 7 cm
Clearance height approx. 3.5 cm




Z 44790 Scale Replacement Portal, single track reduces the tunnel portal from N scale to Z scale
2 pieces, 9 cm x 7 cm
Clearance height approx. 3.1 cm

Endlessly Flexible & Creative!

Hard Foam DIY Slabs

With the NOCH Hard Foam DIY Slabs you can design walls, copings, barriers, roads, squares and much more. The DIY Slabs are made of NOCH Hard Foam and are easy to work with. They can be shaped quickly with a saw or a craft knife. Textures such as wall cracks or joints can be etched in with knives, files and cutting tools. Hot glue is suitable for glueing.



58301 Hard Foam DIY Slabs, 5 pieces

Contents:

1 Slab 35 cm × 18 cm, 2 cm strong

2 Slabs 35 cm × 18 cm, 1.2 cm strong

2 Slabs 35 cm × 18 cm, 0.6 cm strong



Craft Tip:
NOCH DIY Slabs



The DIY Slabs are simply cut into shape with a craft knife.



Hot glue is suitable for glueing.



Cracks, joints and textures can be etched in the material with knives and cutting tools.



The NOCH Acrylic Paints can be used to create an individual colour tone.

New Material – New Possibilities!

Structured Powder

NOCH Structured Powder is extremely fine to enable you to add texture to roads, squares, walls and other components. Just sprinkle the powder evenly over the surface coated with NOCH Grass Glue (ref. 61130). When the Grass Glue is dry, you can paint over the surface with e.g. NOCH Structured Road Construction Paint or NOCH Acrylic Color to seal the area.



60822 Structured Powder


Contents: 500 g



Craft Tip:
NOCH Structured Powder



The surface is coated with NOCH Grass Glue (ref. 61130 or 61131).



The Structured Powder is sprinkled over the glue. This is very easy to do with roads and squares ...



... but also with walls, ledges, etc. using the NOCH PROFI Shaker (ref. 08099).



Once the glue has dried, NOCH Structured Road Construction Paint (e.g. ref. 60825) is applied.



NOCH Embossed Cardboard Walls

Working with NOCH Embossed Cardboard Walls is very easy:

simply use scissors to cut the cardboard sheets with their various photorealistic wall patterns and then glue them on.

Best value!



Info Tip: Product Advantages

- Realistic appearance by means of photorealistic wall patterns
- Structured surfaces, since the wall sheets are made of embossed cardboard
- Easy to work with: cut with scissors and glue on
- Available in two lengths



O HO TT 57510 Cardboard Wall 'Granite'
32 cm x 15 cm

O HO TT 57700 Cardboard Wall 'Granite'
extra long, 64 cm x 15 cm



O HO TT 57520 Cardboard Wall 'Dolomite'
32 cm x 15 cm

O HO TT 57710 Cardboard Wall 'Dolomite'
extra long, 64 cm x 15 cm



O HO TT 57530 Cardboard Wall 'Basalt'
32 cm x 15 cm

O HO TT 57720 Cardboard Wall 'Basalt'
extra long, 64 cm x 15 cm



O HO TT 57550 Cardboard Wall 'Red Brick'
32 cm x 15 cm

O HO TT 57730 Cardboard Wall 'Red Brick'
extra long, 64 cm x 15 cm



O HO TT 57560 Cardboard Wall 'Cut Quarrystone'
32 cm x 15 cm

O HO TT 57740 Cardboard Wall 'Cut Quarrystone'
extra long, 64 cm x 15 cm



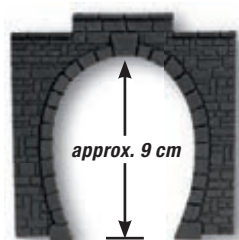
O HO TT 57570 Cardboard Wall 'Yellow Sandstone'
32 cm x 15 cm

O HO TT 57750 Cardboard Wall 'Yellow Sandstone'
extra long, 64 cm x 15 cm

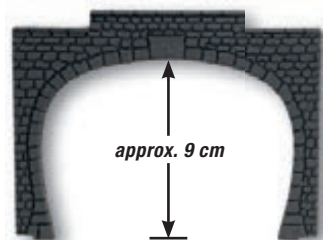
Portals, Made of Plastic

These incredibly sturdy portals made through plastic injection moulding are ideal for placing visually-appealing portals in a model landscape for very little money.


Best value!




HO 60010 Tunnel Portal
single track
11 cm x 11 cm, 2 pieces



HO 60020 Tunnel Portal
double track
15.5 cm x 12.5 cm, 2 pieces



N 34400 Tunnel Portal
single track,
5.5 cm x 6.5 cm, 2 pieces



N 34410 Tunnel Portal
double track
9.5 cm x 7 cm, 2 pieces



Z 44420 Tunnel Portal
single track
9 cm x 4 cm, 2 pieces



Z 44430 Tunnel Portal
double track
12 cm x 4 cm, 2 pieces

Made in Germany



For Perfect Modelling – Places and Walls from Natural Materials

3D Structured Sheets

The large, 28 cm x 10 cm flexible sheets are three-dimensionally structured and have a super-realistic surface.

The 3D Structured Sheets are made from the natural raw materials quartz sand and mineral powder, which guarantee a very natural-looking surface and great feel. The 3D Structured Sheets are therefore the first choice for demanding hobbyists who value realistic and detailed models.

Due to innovative production technology based on a thin but stable backing fabric and using solvent-free bonding agents, the 3D Structured Sheets are highly flexible.


Attention: do not process the 3D Structured Sheets at temperatures below 15°C. Risk of breakage!

3D

STRUKTURFOLIE



HO 60370 3D Structured Wall 'Layer-Masonry'
28 cm x 10 cm



HO 60365 3D Structured Wall 'Stone Slabs'
28 cm x 10 cm



HO 60372 3D Structured Wall 'Ashlar Masonry'
28 cm x 10 cm



HO 60371 3D Structured Wall 'Quarystone Wall'
28 cm x 10 cm

Highlights of the 3D Structured Sheets:

- three-dimensional & super realistically structured surfaces
- made from the natural materials quartz sand and mineral powder
- in realistic colours
- high UV resistance
- malleable when heated
- easy to work with



Craft Tip:
How to work with the 3D Structured Sheets



The 3D Structured Sheet can be cut to size with a pair of scissors or a knife.
Note: due to the way they are produced, some foils have a protective edge which can be removed in this way.



Adhesive is applied to the substrate. We recommend UHU POR. It can be spread with a spatula.



The 3D Structured Sheet is pressed onto the glue bed and adjusted on the substrate. Colour treatment can subsequently be undertaken using any solvent-free paints (e. g. Nature Paints Set ref. 61200).



Embossed Walls, Roofs and Walls for Customised Models in HO and N Gauge!

3D Cardboard Sheets


The 3D Cardboard Sheets are printed on thick cardboard in realistic matt colours and then press formed. This creates a beautiful surface. Wall, roof and wooden sheets can be easily cut with a pair of scissors or a craft knife. Since they are made of high-quality cardboard, they can be bent and fixed to the landscape with a hot glue gun or NOCH Landscaping Glue (ref. 61133).

For example, plastic bridge piers or simply walls and portals made of plywood or chipboard can be realistically clad. To simplify the designing of tunnel portals for you, a cutting pattern is printed on the cardboard sheets, which are suitable for tunnel portals in HO, TT and N scale widths. There's no limit to your imagination!

Best value, realistic & easy to process!



HO 56605 3D Cardboard Sheet 'Brick'
yellow/multicoloured, 25 cm x 12.5 cm




HO 56610 3D Cardboard Sheet 'Clinker'
red, 25 cm x 12.5 cm




HO 56613 3D Cardboard Sheet 'Clinker'
yellow/multicoloured, 25 cm x 12.5 cm

N 56910 3D Cardboard Sheet 'Clinker'
red, 25 cm x 12.5 cm



HO 56640 3D Cardboard Sheet 'Quarrystone Wall'
multicoloured, 25 cm x 12.5 cm



HO 56642 3D Cardboard Sheet 'Lime Stone Wall'
beige, 25 cm x 12.5 cm




HO 56669 3D Cardboard Sheet 'Industrial Wall'
25 cm x 12.5 cm

N 56940 3D Cardboard Sheet 'Quarrystone Wall'
multicoloured, 25 cm x 12.5 cm




HO 56664 3D Cardboard Sheet 'Timber Wall'
25 cm x 12.5 cm



HO 56665 3D Cardboard Sheet 'Timber Wall'
weathered, 25 cm x 12.5 cm




HO 56670 3D Cardboard Sheet 'Roof Tile'
red, 25 cm x 12.5 cm



HO 56690 3D Cardboard Sheet 'Plain Tile'
red, 25 cm x 12.5 cm




HO 56691 3D Cardboard Sheet 'Plain Tile'
grey, 25 cm x 12.5 cm




HO 56721 3D Cardboard Sheet
'Old Town Pavement', 25 cm x 12.5 cm



HO 56722 3D Cardboard Sheet
'Modern Pavement', 25 cm x 12.5 cm



HO 56723 3D Cardboard Sheet
'Irregular Pavement', 25 cm x 12.5 cm



N 56964 3D Cardboard Sheet 'Timber Wall'
25 cm x 12.5 cm

N 56982 3D Cardboard Sheet
'Modern Pavement', 25 cm x 12.5 cm



N 56970 3D Cardboard Sheet 'Plain Tile'
red, 25 cm x 12.5 cm



N 56971 3D Cardboard Sheet 'Plain Tile'
grey, 25 cm x 12.5 cm



HO 56601 Display Box 3D Cardboard Sheets
Contents: 112 pieces, sorted

N 56900 Display Box 3D Cardboard Sheets
Contents: 80 pieces, sorted



Craft Tip:
3D Cardboard Sheets



The 3D Cardboard Sheets can be easily cut with a knife or a pair of scissors. The cardboard is sturdy but can still be easily bent and affixed with craft glue (e.g. NOCH Landscaping Glue, ref. 61133). In this way, customised structures can be created in no time at all.



Rugged Rocks and Breathtaking Rock Walls

Rocks and rock walls are the 'icing on the cake' when it comes to designing a model landscape. NOCH offers you various options for creating fascinating and realistic model rocks.

And as nothing looks more realistic than real natural products, you will also find a wide variety of natural materials in our range, such as our Natural Cork.



Rocks and Rock Walls

Natural Cork – page 104

- The traditional modelling method
- Large cork pieces in the best quality

Rock-Compound – page 104

- Simply mix with water and apply

Structured Hard Foam Rocks – from page 105

- Sturdy and lightweight
- Super realistic and three-dimensional surfaces

Rock Forming System – from page 108

- Cast rocks in reusable moulds and paint them realistically

Wrinkle Rocks – from page 110

- Super-easy application
- High-quality special paper



NOCH Rocks and Their Applications

Rock faces that are conquered by climbers, pieces of rock that frame tunnel portals or cliffs by the sea: model rock construction is one of the biggest challenges while simultaneously a great deal of fun. We would like to give you an overview of various techniques to make it easier for you to use them on the way to the perfect result.

Rock-Compound

Refs. 60880, 60890, 60882 and 60892, page 104
Suitable for simple, rough rock faces and stone walls that require little volume, for filling in hard foam rocks, and for designing transitions to walls and portals.

Application:

NOCH Rock-Compound is mixed with water and can then be easily applied with a putty knife. Due to the special composition of the material, the surface is rough once set and can be coloured with acrylic paints and sprays if necessary. Also ideal for designing transitions between rocks, walls and portals.



Hard Foam Rock Pieces and Rock Walls

Refs. 58451, 58452, 58470, 58480, 58490, 58462 and 58152, pages 105 to 107

Suitable for designing realistic, customised rocky sections (Rock Pieces) to extensive rock faces (Rock Walls).



Application:

Rock Pieces and Rock Walls made of NOCH Hard Foam can easily be cut into the desired shape with a saw, a sturdy craft knife or a file. The pieces are then stuck onto the substrate using hot glue. The rocky section can then be smoothed into the landscape with Rock-Compound. In this way, transitions to tunnel portals and walls can be designed very easily and customised. If desired, rocks and compound can be subsequently coloured with acrylic paints and sprays.

Rock Forming System

Refs. 61231, 61232, 61233, 61234 and 61235, page 108
The supreme discipline within rock construction! The filigree structure of the cast rocks in combination with custom, realistic colouring is guaranteed to attract everyone's attention and ensures the highest degree of realism.



Application:

The special PROFI Casting Compound is poured into the Rock Forming Moulds. After hardening, the rocks are separated from the mould and attached individually or as a group on the substructure, e.g. with hot glue. The gaps and transitions are then filled in with Modelling Compound and modelled. NOCH Nature Paints (ref. 61200) can be used for colouring. Perfectly realistic and customised rocks are thus created.

Wrinkle Rocks

Refs. 60301, 60302, 60303, 60304, 60305, 60307, 60309 and 60311, pages 110 and 111

The easiest way to make impressive rocks.

Application:

The name says it all: simply wrinkle the printed sheet in your hands. The more you crumple and wrinkle, the more folds and thus texture the Wrinkle Rock sheet will have. The Wrinkle Rock can now simply be glued into the landscape.



Product Overview Rocks	Material and applications	Pros	Cons	Catalogue page
Rock-Compound	Compound is mixed with water and processed	<ul style="list-style-type: none"> • Easy to use • Inexpensive material price, therefore well-suited for large areas • Can be coloured with acrylic paints and sprays • Combination with NOCH Hard Foam possible, therefore ideal for filling in pieces of rock and for designing the transitions from rocks to portals and walls 	<ul style="list-style-type: none"> • Little plasticity and volume • Can only be modelled to a limited extent • Extensive cleaning of workspace, tools and washbasin required after use 	104
NOCH Hard Foam Rock Pieces	NOCH Hard Foam, ready-to-install shape and colour scheme	<ul style="list-style-type: none"> • Ideal for designing rocky sections • True-to-life, ready-to-install shape • Realistic surface structure and colour scheme • Can be easily reworked and brought into shape (by sawing, cutting, sanding, etc.) • Can be coloured with acrylic paints and sprays • Transitions between pieces of rock and walls and portals can be designed with Rock-Compound • Self-supporting (e.g. for sticking bushes and trees in suitable spots) • Heat-resistant (can be processed with hot glue) • Lightweight 	<ul style="list-style-type: none"> • Minimum level of experience required • Filling required in most cases • Dust is created when sawing and sanding; cleaning of workspace required 	105
NOCH Hard Foam Rock Walls	NOCH Hard Foam, ready-to-install shape and colour scheme	<ul style="list-style-type: none"> • Ideal for designing larger rock faces • Possible to adapt to personal installation setup • Realistic surface structure and colour scheme • Can be easily brought into the desired shape (by sawing, cutting, sanding, etc.) • Can be coloured with acrylic paints and sprays • Transitions between pieces of rock and walls and portals can be designed with Rock-Compound • Self-supporting (e.g. for sticking bushes and trees in suitable spots) • Heat-resistant (can be processed with hot glue) • Lightweight 	<ul style="list-style-type: none"> • Minimum level of experience required • Filling required in most cases • Dust is created when sawing and sanding; cleaning of workspace required 	106 – 107
Rock Forming System	Flexible Rock Forming Moulds, Casting Compound, Modelling Compound, Nature Paints	<ul style="list-style-type: none"> • Effortless, super realistic rock shapes • Various shapes with filigree rock structures for you to choose from • 'Continual flow of production': any number of rocks can be cast from one mould • Installation in custom design setup possible by filling in • Super realistic colour scheme • Very sturdy and self-supporting <p>Tip: since you can cast as many rocks as you like, produce a few test rocks before installing them in the landscape, on which you can try out and learn how to use the Nature Paints (ref. 61200).</p>	<ul style="list-style-type: none"> • Individual professional use: filling in with Modelling Compound and colouring with Nature Paints requires practice • Shape of the rocks cannot really be reworked due to their high stability • Heavyweight 	108
Wrinkle Rocks	Printed, highly sturdy, special colourfast paper. Matte finish	<ul style="list-style-type: none"> • Very easy to use; only a pair of scissors and glue are needed • No model-building experience required • What you see is what you get: there are different designs to choose from, so you can see the effect of the rock in the landscape early on • Photorealistic optics • Lightweight • Clean workspace 	<ul style="list-style-type: none"> • Only partially self-supporting 	110 – 111

Note: please observe the product and processing instructions enclosed with the respective product.



Natural Cork Rocks

Cork is a natural material whose surface texture makes it perfectly suited to the designing of true-to-nature rocks.

You get the best quality, hand-picked large cork pieces from NOCH.



08810 Cork Rock Pieces

Rock pieces from natural material, approx. 80 g

Rock-Compound

NOCH Rock-Compound is mixed with water, applied with a knife or spatula, and hardens within approx. 15 minutes.

Due to its special composition, it automatically forms a 'rocky' surface upon drying, making it particularly easy to design rocky areas.



60880 Rock-Compound 'Granite'
grey, 400 g

60882 Rock-Compound XL 'Granite'
grey, 1,000 g

60890 Rock-Compound 'Sandstone'
brown, 400 g

60892 Rock-Compound XL 'Sandstone'
brown, 1,000 g

Structured Hard Foam Rock Pieces



NOCH Rock Pieces are made of the popular, high-grade structured hard foam. The rock pieces can easily be cut or freed from the mounting plate and worked into the appropriate position in the model landscape with compound (e.g. NOCH Rock-Compound) or adhesive.

NOCH Structured Hard Foam has decided advantages over other materials: it is extremely lightweight, sturdy, very good for working with a craft knife or fret saw, and also weatherproof! So, you will soon become an expert at creating striking mountains and rock walls.



58451 Rock Pieces 'Granite'
5 pieces



58452 Rock Pieces 'Sandstone'
6 pieces



Craft Tip: Individually designed rock walls

First, separate the rock pieces from the mounting plate (fig. 1) and then attach them to the mountain with adhesive or compound (fig. 2). Next, work the rock pieces in with NOCH Rock-Compound ('Granite', ref. 60880, or 'Sandstone',

ref. 60890) or with Modelling Compound (ref. 60920) (fig. 3). Finally, use NOCH Landscaping Paints (see page 199) to paint the entire rock wall.



Separate rock piece from the slab ...



... and attach to the mountain.




Close the gaps and paint the rocks.




Structured Hard Foam Rock Walls



58470 Rock Wall 'Granite'
Structured Hard Foam Model
for integrating, ready packed in
poly bag, 32 cm x 16 cm



58480 Rock Wall 'Stratified'
Structured Hard Foam Model
for integrating, ready packed in
poly bag, 33 cm x 19 cm



58490 Rock Wall 'Limestone'
Structured Hard Foam Model
for integrating, ready packed in
poly bag, 32 cm x 18 cm





58462 Rock Wall 'Basalt'
Structured Hard Foam Model
for integrating, ready packed in
poly bag, 32 cm x 21 cm



HO 58152 Rock Fall Barriers
Structured Hard Foam
Model compatible with
Rock Wall 'Basalt',
packed in poly bag
23.5 cm x 16 cm
approx. 3.3 cm deep



Craft Tip:
Working on self-cut NOCH Hard Foam Rock Walls

Working on NOCH Hard Foam Rock Walls is very simple: the rocks are cut up with a sharp knife or a fine saw and smoothed with a fine file. You can also change the shape of the parts by gently heating them with a hair-dryer. The Rock Walls are integrated into your landscape with contact, all-purpose or hot-melt glue; alternatively, they can be pressed into the compound before it has set

(Rock-Compound 'Granite', ref. 60880, or 'Sandstone', ref. 60890). It is also possible to completely integrate solid rocks in the landscape. All NOCH hard foam products can be painted in any colour you like – preferably with NOCH Landscaping Paints (see 'Paints and Glues' chapter on page 196).



Saw the rock slab ...



... glue it with a hot glue gun ...



... and then paint it.



Create Realistic and Cost-Effective Rock Walls and Mountain Slopes!

The NOCH Rock Forming System

The NOCH Rock Forming System consists of five different rock forming moulds in a 24 cm x 12 cm format. The NOCH PROFI Casting Compound was specially developed for this purpose. This allows you to magically create deceptively real individual rocks, rock walls and stone formations. No matter whether it's a mountain mass or individual rocks along a railway embankment being formed, the NOCH Rock Forming System offers the perfect solution: duplicating rocks from a single mould is possible with the PROFI Casting Compound in almost unlimited

quantities. As a result, cast rocks are very cost-effective and suitable above all for designing large rock and stone surfaces. The casting moulds have a special inner coating, which makes it easier to remove the rocks after they have hardened. The moulds are packaged in such a way as to serve as a solid casting frame at the same time. This frame is placed under the Rock Forming Mould to stabilise it. The PROFI Casting Compound can then be poured evenly into it.




61231 Rock Former 'Alpspitze'
1 large rock, 250 ml



61232 Rock Former 'Hochvogel'
3 medium sized rocks, 150 ml



61233 Rock Former 'Widderstein'
1 large rock, 2 small rocks, 150 ml



61234 Rock Former 'Mittagsspitze'
1 medium sized rock, 2 small rocks, 150 ml



61235 Rock Former 'Rote Wand'
2 large rocks, 200 ml



Craft Tip:
Casting rocks



The rock forming mould is sprayed with a release agent consisting of water (20:1) and detergent.



The enclosed casting frame enables the NOCH PROFI Casting Compound to be poured in evenly.



After hardening, the individual rocks are carefully pushed out of the mould.



With the help of a putty knife, the rocks can be incorporated into the landscape and the transitions can be modelled.



The rocks are now painted. For this, highly-diluted NOCH Natural Paints are applied with a sponge spatula.



Different colours are applied until the desired result is achieved.

Highlights of the NOCH Rock Forming System:

- Cost-effective – cast any number of rocks from every mould
- Perfectly shaped – PROFI Casting Compound for the finest structures
- Clever – Casting Frame enables even pouring
- Innovative – special inner coating for easier removal
- Super realistic – painting with NOCH Natural Paints



With the NOCH Casting Frame



Conventional casting mould

PROFI Casting Compound:

The special NOCH PROFI Casting Compound can be easily mixed with water in a ratio of 1:3 to fill bubble-free rock forming moulds with a high degree of robustness.

It is white when hardened and is thus the perfect base material for self-cast rocks, which are then painted with NOCH Natural Paints.

Ref./Rock Former	Volume
61231 'Alpspitze'	250 ml
61232 'Hochvogel'	150 ml
61233 'Widderstein'	150 ml

Ref./Rock Former	Volume
61234 'Mittagsspitze'	150 ml
61235 'Rote Wand'	200 ml

Nature Paints Set:

NOCH Nature Paints are perfectly matched to the earthy and natural shades of rocks. The Nature Paints Set contains 20 ml of highly-concentrated paint in six different shades: beige, ochre, olive, earth brown, grey and black. The paints are diluted with water before use and applied with the enclosed sponge spatula or the Landscaping Spray Bottle (ref. 61140). This allows you to add nuanced shades to your rocks or paint your ground before flocking.

Landscaping Spray Bottle:

The Landscaping Spray Bottle has a number of different applications. Before pouring in the PROFI Casting Compound, a squirt of release agent, made of water and detergent (20:1), can be sprayed into the mould. This makes it easier to remove the finished rock later. In addition, the Spray Bottle is ideal for spraying highly diluted paint onto plastered rocks. Info on the Landscaping Spray Glue can be found on page 202.



60918 PROFI Casting Compound 1,000 g for approx. 800 ml



61200 Nature Paints Set, 6 colour concentrates each 20 ml, 1 mixing cup, 1 sponge spatula



61140 Landscaping Spray Bottle, empty



'Are You Still Plastering or Already Wrinkling?'

Wrinkle Rocks – THE Original from Austria!

Wrinkle Rocks make it easy to create super-realistic rock formations in no time at all. The photorealistic rocks are printed on special paper, which is extremely robust and at the same time easy to wrinkle. Just don't be afraid: the more crazily and fiercely you wrinkle, the finer the structures become in the rock. And it looks really good! Fitting it in the landscape is incredibly easy. The wrinkled sheet of rock can easily be affixed to the landscape with NOCH Landscaping Glue (ref. 61133). The sheet can easily be bent over the terrain.

NOCH Wrinkle Rocks have been developed in cooperation with the Andreas Dietrich Modelling Studio in Austria. Andreas Dietrich invented the original Wrinkle Rocks a few years ago and has registered this as a trademark.

Product Highlights:


- Super-easy application
- Photorealistic look
- High-quality special paper
- Lightweight
- Wrinkle Rocks from Austria – THE original!



Video clip



Craft Tip:
Wrinkle Rocks



1. The Wrinkle Rocks are wrinkled, crumpled and creased!



2. This produces a convincing structure.



3. The Wrinkle Rocks are built into the landscape.



O HO TT N **60301** Wrinkle Rocks 'Großglockner'
45 cm x 25.5 cm



O HO TT N **60302** Wrinkle Rocks 'Wildspitze'
45 cm x 25.5 cm

60307 Wrinkle Rocks XL 'Wildspitze'
61 cm x 34.5 cm



O HO TT N **60303** Wrinkle Rocks 'Großvenediger'
45 cm x 25.5 cm

60309 Wrinkle Rocks XL 'Großvenediger'
61 cm x 34.5 cm



O HO TT N **60304** Wrinkle Rocks 'Sandstone'
45 cm x 25.5 cm



O HO TT N **60305** Wrinkle Rocks 'Seiser Alm'
45 cm x 25.5 cm

60311 Wrinkle Rocks XL 'Seiser Alm'
61 cm x 34.5 cm



Background Info:
Andreas Dietrich Modelling Studio



For many years, Andreas Dietrich from the Andreas Dietrich Modelling Studio has spent time working mainly on the creation of photorealistic backgrounds for model railway layouts. Among others, backgrounds for well-known show layouts stretching as far as Italy have been created by him. He invented the Wrinkle Rocks by accident a few years ago: a background image with rocks on it did not come out cleanly from the printer and ended up crumpled up in the bin that evening. The next morning, Andreas Dietrich drew inspiration from the crinkled printout to create the Wrinkle Rocks.

Grafik-Atelier Andreas Dietrich • Stöcklgras 30 • A-4910 Ried • www.atelier-dietrich.at • a.dietrich@atelier-dietrich.at

In cooperation with:



Although there are other manufacturers offering similar products, we are thrilled to have the developer of the original Wrinkle Rocks on our team. As a dyed-in-the-wool Austrian, he also has the necessary savvy when it comes to mountains and rocks and he wastes no opportunity to photograph new rock formations when hiking through the mountains.

Further info (in German) can be found at:
www.atelier-dietrich.at

Note: Knitterfelsen® is a registered trademark of Andreas Dietrich.



So You are Always on the Right Path!

Alongside the rails, roads, paths and squares are the most important traffic routes and junctions in every model landscape. NOCH offers an extensive assortment of different products that allows you to create your own unique and realistic transport infrastructure. Whether Road Sheets,

Terrain Paste, Structured Roads or ready-made Road Construction Sets: with the products from the following pages, your model figures are guaranteed to have the appropriate ground under their feet.



Roads, Paths and Squares

Perfect Set 'Road' – from page 114

- You'll find all the products you need to create your own roads with curves and junctions as desired

Individual Road Construction – from page 115

- Make your own realistic roads and paths

Structured Roads and Decorating Accessories – from page 118

- Exclusive quartz sand and rock powder cobblestone roads
- Road Decoration Set and more accessories for decorating

Road Sheets – from page 120

- Stable sheets, realistically printed and self-adhesive

Hard Foam Accessories – from page 122

- Bridges, portals, culverts and underpasses



Make the Perfect Road!

Perfect Set 'Road'

Building a realistic model road is often a big challenge. It is precisely the obvious solutions that often do not lead to the desired result. This applies in particular to designing curves and junctions with ready-made products (such as Road Sheets). In the Perfect Set 'Road', you'll find all the products you need to create your own roads with curves and junctions as desired.

The NOCH Road Construction System forms the basis. It contains the special Structured Road Construction Paint and Road Construction Paint Roller. Road markings are finally applied with the Starter Set Street Marking. The Perfect Set includes a detailed instruction video on DVD. So your project is guaranteed to succeed!




The NOCH Road Construction System, comprising **Structured Road Construction Paint** and a **Road Construction Paint Roller**: the specially developed paint adopts the surface structure of the tool used to apply it. The paint roller thus produces very realistic-looking tar and asphalt model roads. With other tools, such as a spatula or paintbrush, you can achieve more exciting surface textures.

Starter Set Street Marking: thanks to the flexible Curved Ruler, lane markings along bends can also be applied without any problems. With the templates (supplied in the set for H0, TT and N gauges), directional arrows, zebra crossings and many other road markings can be perfectly applied. Finally, the set includes a special Street Marking Pencil.



H0 TT N 60817 Perfect Set 'Road'
 Contents: Structured Road Construction Paint
 Asphalt grey, 250 ml (ref. 60825)
 Road Construction Paint Roller 50 mm wide (ref. 60829)
 Starter Set Street Marking, contains:
 1 curved ruler, 1 street marking pencil
 each 1 street marking template for H0, TT and N scale
 (ref. 60740)

i **Modelling Tip:**
Perfect Set 'Road'



First, the Structured Road Construction Paint is applied with the Road Construction Paint Roller. The paint adopts a realistic, rough texture.



Customised edge lines can be drawn with the Curved Ruler and the Street Marking Pencil.



As an alternative to the enclosed Street Marking Pencils, you can also apply white paint to a brush to paint on the templates.



As is so often the case, 'the journey is its own reward'. In this case, the perfectly designed country road.

Realistic DIY Roads in Next to No Time

The NOCH Road Construction System comprises two different Structured Road Construction Paints and one Road Construction Paint Roller. The specially developed paint adopts the surface structure of the tool used to apply it. The paint roller thus produces very realistic-looking tar and asphalt model roads. With other tools, such as a spatula or paintbrush, you can achieve more exciting surface textures.

Perfect road markings are achieved like this: thanks to the flexible Curved Ruler in the Starter Set Street Marking, lane markings along bends can also be applied without any problems. With the templates (available for H0, TT and N gauges), directional arrows, zebra crossings and many other road markings can be perfectly applied. The Starter Set Street Marking includes a special Street Marking Pencil. You can also buy replacement pencils (ref. 91950) at www.noch.com.




60825 Structured Road Construction Paint
Asphalt grey, 250 ml



60826 Structured Road Construction Paint
Asphalt anthracite, 250 ml



60829 Road Construction Paint Roller
50 mm wide, with spare roller



H0 TT N 60740 Starter Set Street Marking
1 curved ruler
1 street marking pen
each 1 street marking template for H0, TT and N gauge




H0 60745 Street Marking Templates
5 templates, 43 symbols

TT 48600 Street Marking Templates
5 templates, 46 symbols

N 34240 Street Marking Templates
5 templates, 38 symbols



Craft Tip:
Road Construction System



First, the Structured Road Construction Paint is applied with the Road Construction Paint Roller. The paint adopts a realistic, rough texture.



Customised edge lines can be drawn with the Curved Ruler and the Street Marking Pencil.



As an alternative to the enclosed Street Marking Pencils, you can also apply white paint to a brush to paint on the templates.

Road Construction Set



The Road Construction Set is an innovative method of creating model roads. The set contains specially developed, very fine-grained asphalt granules, a refill bag of asphalt

granules and a special, grey acrylic road paint. The contents of the set are sufficient to cover a road with a length of approx. 300 cm and a width of 8 cm.

60821 Starter Set

Road Construction

Contents:

Tub, 250 g Structured Powder
Bottle with 125 ml Grey Acrylic Road Paint



Grass Glue is applied to the prepared road surface.



Next, the asphalt granules from the Road Construction Set are evenly scattered over the road until a uniform coating has been created.



Once they are dry and any excess granules have been extracted, the asphalt granules are sealed in with thinly applied road paint.

Terrain Structure Paste

Realistic-looking ground and surfaces can be quickly and easily replicated with Terrain Structure Pastes. With the Terrain Structure Paste 'Field & Nature', you can design field paths, courtyards, shore areas, rural train platforms and the subsoil of fields and meadows. Using the Terrain Structure Paste 'Industry', you can create roads and sealed

concrete and asphalt surfaces (e.g. at industrial plants, depots or station forecourts). The Terrain Structure Pastes are an acrylate-based coloured compound. The paste is simply applied with a spatula or a bristle brush. The individual colours can be mixed together 'wet on wet' or applied one after the other.



Simply apply Terrain Structure Paste ...



and form as desired.



60823 Terrain Structure Paste 'Field & Nature'

100 g sand (beige), 100 g loam (ochre), 100 g soil (brown)



60824 Terrain Structure Paste 'Industry'

100 g asphalt (anthracite), 100 g concrete (light grey), 100 g mud (olive)



Sand



Loam



Soil



Asphalt



Concrete



Mud



It Couldn't Be More Realistic!


Structured Roads, Structured Curve & Structured Places



NOCH Structured Roads are manufactured from the natural raw materials quartz sand and mineral powder. This guarantees a natural surface appearance and feel, as well as a realistic appearance and very high UV resistance. The Structured Roads are thus the first choice for the demanding hobbyist.

Another major advantage of the innovative production technology, based on a thin supporting material and using solvent-free bonding agents, is the Structured Roads' high degree of flexibility.

Important Note: do not process the Structured Roads at temperatures below 15°C. Risk of breakage!




HO 60312 Structured Road 'Cobblestone'
7.5 cm wide, 50 cm long

HO 60314 Structured Place 'Cobblestone'
15.5 cm wide, 21 cm long




HO 60316 Structured Curve 'Cobblestone'
7.5 cm wide, approx. 32 cm long



HO 60322 Structured Road 'Roman Pattern'
7.5 cm wide, 50 cm long

HO 60324 Structured Place 'Roman Pattern'
15.5 cm wide, 21 cm long




HO 60325 Structured Place 'Town Square'
15.5 cm wide, 21 cm long



HO 60326 Structured Place 'Village Square'
15.5 cm wide, 21 cm long



HO 60340 Structured Pavement 'Concrete Slabs'
1.6 cm wide, total length 86.2 cm




HO 60342 Structured Pavement 'Cobblestones'
2.4 cm wide, total length 83 cm



Craft Tip: Structured Roads and Places

Note: find the complete product line at www.noch.com or in the NOCH Catalogue



Cut off the protective pad of the Structured Place with a knife or scissors. Put the Structured Place on the surface and cut it roughly.



With a brush, apply solvent-free adhesive on the substrate. We recommend using the UHU® POR contact adhesive.



The Structured Place is pressed into the glued surface and adapted to the underground. All solvent-free paints are suitable for follow-up treatment.



This Is How Pros Design Their Roads Perfectly!

Road Decoration Set




You can turn an ordinary road into a professional model road with this set! With the help of the supplied kerbs and traffic islands, you can steer the flow of traffic in the right direction. Signposting can be implemented perfectly with 301 traffic signs and signposts. 60 posts are included in the Road Decoration Set, to which you can attach signs. Other signs can be affixed to house walls, lampposts, etc. Manhole covers and gullies provide the finishing touches to your roads. It couldn't be more realistic: the only thing we don't offer for your 'ideal world' is potholes.




HO 60525 Road Decoration Set

- Contents:
- 11 Kerbs, total length 100 cm
 - 23 Traffic Islands
 - 301 Signposts and 60 Tubular Posts
 - 25 Manhole Covers and Gullies



Our Accessories provide the finishing touches to the roads, paths and squares on your layout – so you can get close to the real thing right down to the last detail.



HO 60511 Crash Barriers and Road Posts

Crash Barriers total 100 cm long
60 Road Posts for self-painting

N 34111 Crash Barriers and Road Posts

Crash Barriers total 70 cm long
32 Road Posts for self-painting



HO 60521 Traffic Signs

270 Traffic Signs
coloured and pre perforated,
63 Posts

N 34121 Traffic Signs

80 Traffic Signs
coloured, 32 Posts

How to Always Get the Curves

NOCH Road Sheets

Constructing realistic roads is made very easy by NOCH Road Sheets. Each stable, flexible and self-adhesive road sheet can be easily glued on. It is available in various widths (Federal Roads, Country Roads) and as a universal bend, crossing and car park, as well as cobblestones. The NOCH Road Sheet is offered in the colour variants 'asphalt' and 'grey', for H0 and N gauge.



Road Sheets 'Asphalt'



H0 **60700** **Federal Road**
asphalt, 100 cm x 8 cm

N **34200** **Federal Road**
asphalt, 100 cm x 4 cm



H0 **60706** **Country Road**
asphalt, 100 cm x 6.6 cm

Road Sheets 'Grey'



H0 **60703** **Federal Road**
grey, 100 cm x 8 cm

N **34203** **Federal Road**
grey, 100 cm x 4 cm



H0 **60709** **Country Road**
grey, 100 cm x 6.6 cm




Craft Tip:
Solid white centre line

If you want to make a solid centre line from the broken centre line on a road marking, we recommend you draw the line with a white 'edding® 780 paint marker'.

Road Sheets Squares & Cobblestones

With these practical add-on elements, such as cobblestone roads and squares, crossings and car parks, you can design varied roads and squares.



H0 **60722** **Cobbled Pavement**
100 cm x 6.6 cm

N **34222** **Cobbled Pavement**
100 cm x 4 cm

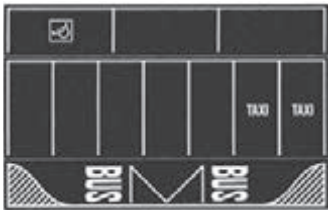


H0 **60724** **Cobblestones Place**
2 pieces, each 22 cm x 14 cm

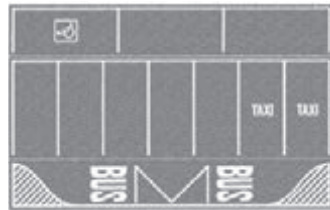
N **34224** **Cobblestones Place**
2 pieces, each 17 cm x 10.5 cm



HO 60726 Pavement
100 cm x 2.5 cm




HO 60718 Car Park
asphalt, 2 pieces
each 22 cm x 14 cm



HO 60720 Car Park
grey, 2 pieces
each 22 cm x 14 cm



HO 60712 Crossing
asphalt
22 cm x 22 cm



HO 60714 Crossing
grey
22 cm x 22 cm


i Craft Tip:
Car Parks

A 'Car Park' pack includes two road sheets. One sheet is – as shown on this page – printed with road markings. The other is blank and can therefore be cut up and used as desired.

i Craft Tip:
Crossings

The carriageway connections on the HO Crossing are 8 cm wide and thus fit exactly onto the 'HO Federal Road'. Since the crossing is supplied in two parts, the carriageway connection can easily be shortened by simply trimming it to the width of the HO Country Road at 6.6 cm.

Universal Curve 'Asphalt' and Universal Curve 'Grey'



A pack contains 2 Universal Curves and one cutting template. Also available in grey.

HO 60701 Federal Road Curve
asphalt, 2 pieces, each 8 cm wide

N 34201 Federal Road Curve
asphalt, 2 pieces, each 4 cm wide

HO 60707 Country Road Curve
asphalt, 2 pieces, each 6.6 cm wide

HO 60704 Federal Road Curve
grey, 2 pieces, each 8 cm wide

N 34204 Federal Road Curve
grey, 2 pieces, each 4 cm wide

HO 60710 Country Road Curve
grey, 2 pieces, each 6.6 cm wide

i Craft Tip:
Application of the NOCH Universal Curve

Cut out the Universal Curve on the outline with a sharp knife (e.g. Stanley knife) or scissors with an edge of approx. 2 cm. Then divide the bend into segments required for your construction project. To make it easier for you to cut out precise radii, the Universal Curve pack comes with a template. By combining these segments with each other and installing straight road pieces, you can make any road route you desire. Each pack contains two Universal Curves so that you can build a complete circle (360°) with one pack.



Individual curved segments of a Universal Curve are combined with a straight road piece.

Attractive Crossings



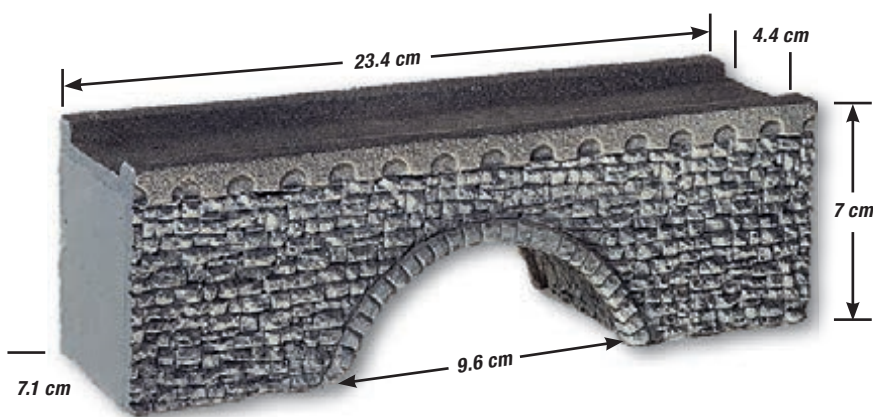
Bridges made of Structured Hard Foam



Note: many NOCH Bridges can also be used as road bridges. The complete selection of bridges can be found in the 'Bridges and Viaducts' chapter in this catalogue.

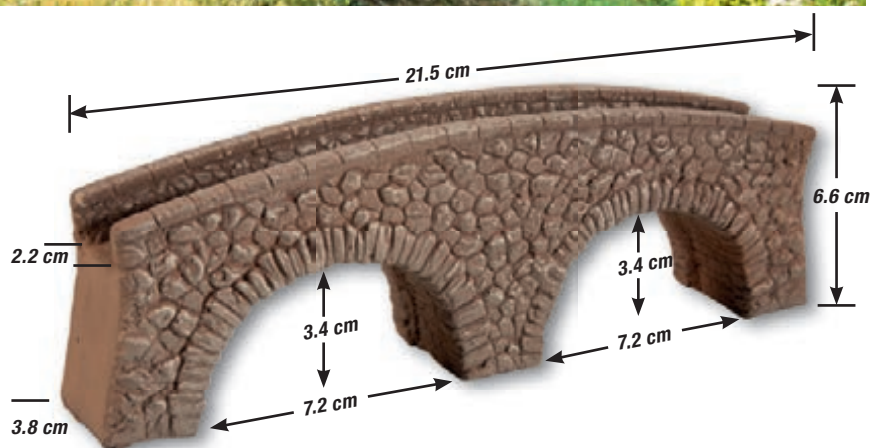
HO 58690 Achtobel Bridge

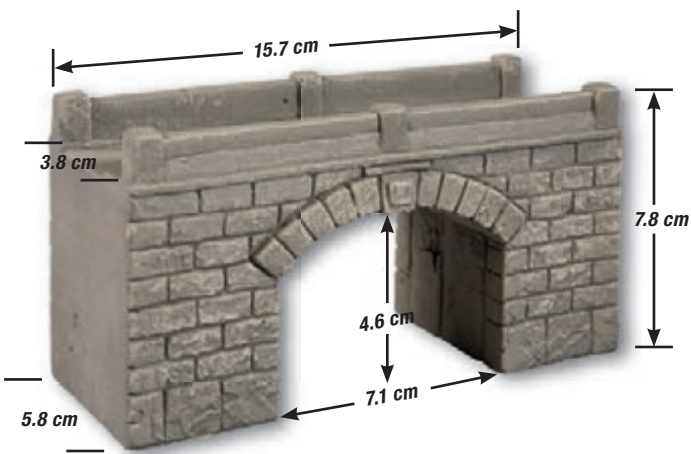
Ready-made Structured Hard Foam Bridge Model. Also suitable for all HO track systems incl. MÄRKLIN® C Track.



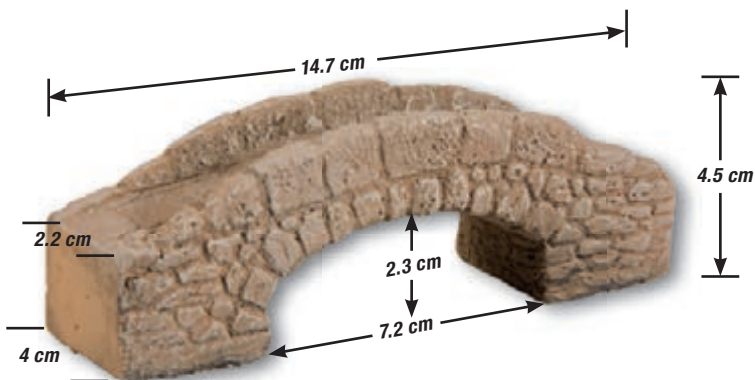
HO 58692 Argen Bridge

Ready-made Structured Hard Foam Pedestrian Bridge





H0 58696 Oberdorf Bridge
 Ready-made Structured Hard Foam Narrow Village Bridge.
 The Oberdorf Bridge is wide enough
 to allow for a single lane of traffic




H0 58694 Waldtobel Bridge
 Ready-made Structured Hard Foam
 Pedestrian Bridge

Made in Germany



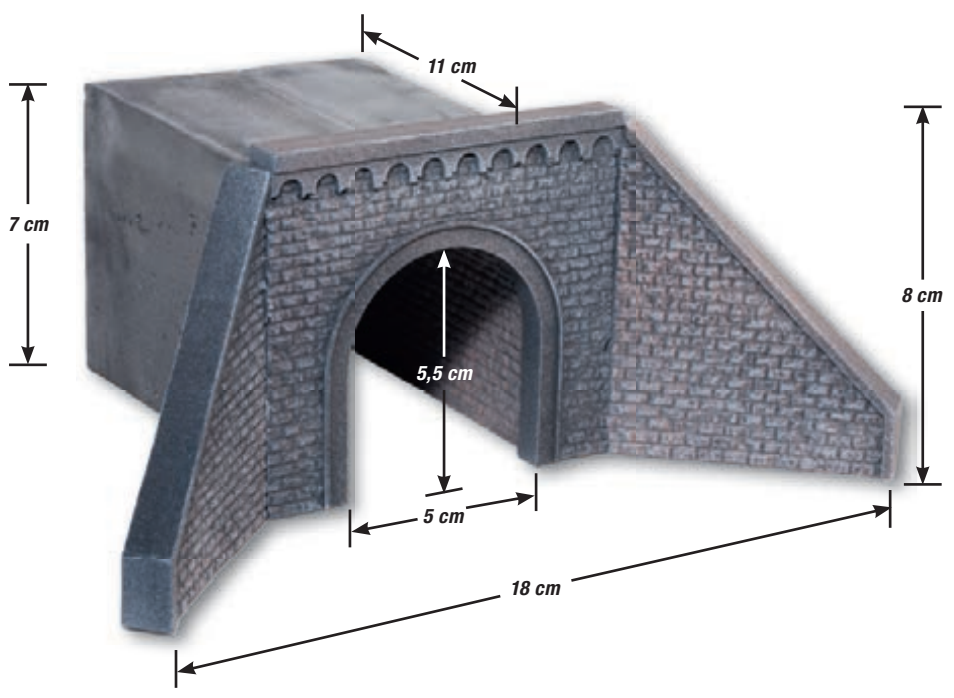
Underpasses

 With this high-grade hard foam item, an extremely realistic model underpass can be created. The set includes a portal with matching wing walls and a tunnel pipe of approx. 10 cm in length.

In order to build an underpass with two sides (that is, with an entrance and an exit), you will need two sets.



H0 58292 Underpass
1 portal, 2 wing walls, 1 pipe





Portals



Even roads and paths lead through tunnels and underpasses. That's why we offer an attractive road portal made of our well-known NOCH Hard Foam. You can find many practical craft tips on the hard foam material in the 'Walls and Portals' chapter of this catalogue.

H0 58300 Underpass
14x10 cm



Culverts



Culverts can be found on road and railway embankments, paths and steep slopes. Two particularly typical ones, the pipe and the tunnel, can be modelled with products from the popular Structured Hard Foam Series.



H0 58294 Culvert 'Pipe'
2 pipe exhausts, 8 cm x 2.9 cm, 2 walls,
8 cm x 2.5 cm



H0 58296 Culvert 'Tunnel'
2 tunnel exhausts, 8 cm x 4.3 cm



As in Nature, Water Attracts all the Attention

Many roads lead to the same goal: this also applies to water structuring, which is undoubtedly the pinnacle of model landscaping.

To help you find the right NOCH product for your purpose as quickly as possible, we have created an overview for you on the following pages.

The table on pages 130 and 131 gives you a particularly quick initial overview. Choose the products from our wide range that are best suited to your craft project.



Rivers, Lakes and Water Bodies

Perfect Set 'Lake' – from page 132

- Everything to make a perfect lake

Water-Drops® – page 134

- Melt and pour easily
- Very versatile use

2K Water Gel 'transparent' – page 136

- Two-component material
- For the perfect imitation of water, ideal for stagnant waters

Artificial Water – page 137

- Ideal for small, shallow waters
- Very easy to use

Aqua Effects, Waves & Billows, Foam & Spume – from page 138

- For reworking and detailing
- Can be combined with all other water products

NOCH Water Products and their Applications

NOCH offers a variety of products for water design, which differ in application, result and price. Items have been perfected for their respective application but may be less suitable for other applications.

We keep getting questions about this and so we would like to give you an overview here.



Special Products for Custom Requirements

There are two main areas of application. Products for creating a base for a body of water (this includes Lake Film, Artificial Water, 2K Water Gel and Water-Drops®) as well as products for creating water surfaces (this includes Aqua Effects, Waves & Billows and Foam & Spume).

Before making a purchase, you must first clarify what type of water you want to represent and what it looks like in reality. A lake or a harbour basin naturally have a completely different appearance to a roaring torrent.

As an example, imagine you are standing on a jetty and looking at the surface of a marsh pond. What do you see?

You will probably see a dark, reflecting surface that flickers in the wind and no base with stones and sand. The same is true of a quarry lake, a stream or a harbour.

To bring it down to a common denominator, the deeper a body of water is, the easier it is to represent it in a model. In principle, you only need paint that creates depth and colouring of the water as well as a product to make a water level, e.g. Artificial Water or 2K Water Gel, and a product for designing gentle surface waves, such as Aqua Effects.

The procedure for designing a mountain stream with a roaring deluge of water set against large stones and boulders is completely different. In addition to that, streams feature a slope. The water foams, and rapids and waterfalls emerge. We recommend using Water-Drops® supplemented by Waves & Billows for this.

Another essential point when using a product is the nature of the substructure on which the model water body is to be built. If it consists of heat-sensitive materials such as Styropor® or plastic, as is the case with a NOCH Preformed Layout, a material that is melted beforehand cannot be worked with immediately. If NOCH Water-Drops® are to be used anyway, the substrate must first be sealed with a 3 mm – 5 mm thick layer of NOCH Modelling Compound (ref. 60920, page 62). After hardening, this absorbs a sufficient part of the heat and thus protects the substrate from damage.

Once the above questions have been clarified, you can choose a NOCH Water product to suit your project.

NOCH Products at a Glance

NOCH Artificial Water

Refs. 60873, 60874, 60876 and 60877, page 137
Solvent-free, therefore suitable for all substrates

NOCH Artificial Water is offered in the packaging sizes 125 g, 250 g and 500 ml.

It is a one-component material based on dispersion. The material's water content is approx. 50%. When it dries, it evaporates, and the volume is reduced by about half.

The product is ready to use and can simply be poured out of the bottle. The drying time is between 24 and 48 hours. The material is the easiest material to use at a very attractive price. Suitable for creating a smooth water level.

Application:

The surface must be flat and waterproof. If necessary, seal with NOCH Modelling Compound (ref. 60920, page 62). Paint substrate, e.g. with the NOCH Waters Colour Set (ref. 60878, page 133). Once the paint has dried, pour on the Artificial Water max. 2 mm to 3 mm high and allow to dry for approx. 24 hours. A 1 mm – 1.5 mm thick water level is then created. So, small puddles of water and flat stagnant waters can be realistically created in no time at all.

Warning:

Do not pour on another layer later on. Further applications cause the surface of the already dried Artificial Water to liquefy again and thereby become cloudy. This clouding might go on in this condition for several weeks until it dissolves. This procedure is therefore not recommended. If you'd like to create a deeper water level, we recommend 2K Water Gel.

2K Wasser Gel 'transparent'

Refs. 60870, page 136
Solvent-free, therefore suitable for all substrates

NOCH 2K Water Gel – also known as cold glaze – consists of two components ('2K'), namely a resin and a hardener. These components must be mixed exactly in a ratio of 1:1. 2K Water Gel is the only NOCH Water product that can also be used for casting things and objects in the creative handicraft and DIY sector. Its brilliance and exquisite, glass-like surface are captivating.

The 2K Water Gel is ideally suited for designing deep waters with a calm water surface, as the material can be poured on in a thicker layer.

Subsequent application of a further layer is also possible.

Application:

The substrate must be flat and waterproof. If necessary, seal with NOCH Modelling Compound (ref. 60920, page 62).

Paint substrate, e.g. with the NOCH Waters Colour Set (ref. 60878, page 133). Once the paint has dried, pour on 2K Water Gel mixed in a ratio of 1:1. The layer can be approx. 3 mm – 7 mm thick.

Note: please read the product and processing instructions that you receive with the product.



Water-Drops®, Water-Drops® 'easy' and Water-Drops® 'color'

Melting granules (refs. 60855, 60858 and 60856; pages 134 – 135) are processed when hot and thus are not suitable for heat-sensitive substrates.



NOCH Water-Drops® are the 'universal product' par excellence. Water-Drops® can be used to represent lakes, rivers and raging mountain brooks and torrents. The Water-Drops® are melted in the oven and then processed while hot. With the colour granules contained in Water-Drops® 'color', water can be tinted blue, green or brown and still retain its transparency. NOCH Water-Drops® 'easy' are sufficient for smaller projects. What's particularly practical is that they are provided in a heat-resistant tub for direct use in the oven.

Application:

The substrate must be heat-resistant. With Styropor® and plastic substrates, it is necessary to apply NOCH Modelling Compound (ref. 60920, page 62) to a thickness of approx. 3 mm – 5 mm, which will later absorb the heat. The substrate can then be painted, e.g. with the NOCH Waters Colour Set (ref. 60878, page 133). The Water-Drops® are poured into a heat-resistant container (e.g. glass, metal) and mixed with the plasticiser they contain. The mixture is then melted in the oven at 150°C. It should be stirred several times in order to mix the Water-Drops® and plasticiser well. Once the paint has dried, the melted Water-Drops® can be poured onto the prepared substrate. As the temperature drops, the material then becomes increasingly solid. It can be heated up again at any time with a hot glue gun or a hairdryer and thus reworked. This also removes small air bubbles or surface tension on the bank area. In a honey-like consistency, Water-Drops® can be used to excellent effect on slopes, as the flow speed is greatly reduced. Ideal for creating mountain brooks and torrents.

If you still have melted Water-Drops® left over after pouring, you can let them cool in the container, store them and reheat them in the oven at any time. The Water-Drops® are then reusable.



Aqua Effects

Ref. 60872

Suitable for waterfalls, rapids and waves, page 138.

Aqua Effects have a creamy consistency. To design rapids and waves, material is simply squeezed out of the bottle and spread on the corresponding spot on the water surface. The shape can be modelled with a paintbrush or toothpick. Aqua Effects are transparent when dry.



Application:

To design a waterfall, the length and width of the waterfall which is to be built into the terrain later is transferred onto a piece of baking paper. You then put Aqua Effects next to each other on this surface strip by strip until a continuous surface emerges. After a good hour, you can model the waterfall with a toothpick and bring it into the desired shape. Then let it dry completely until it is milky transparent. Repeat this process until the waterfall has the desired volume. When it is completely dry, you can peel the waterfall off the baking paper and install it in the terrain. You can also use Aqua Effects to secure and create the transitions above and below.



Waves & Billows

Ref. 60861

Suitable for high waves and billows, page 139

Application:

'Waves & Billows' is a jelly and can be spread onto the water surfaces with a small putty knife or spatula. To model higher waves that break in the shore area, for example, the mass is first 'pushed' towards the shore with a bristle brush. To be able to erect the waves, the material must first dry a little and form a stabilising skin. Then erect the mass like a 'cockscorn'. You may have to repeat this process until the wave is secure and can harden. The material becomes hard after approx. 12–18 hours and is transparent when dry.



Foam & Spume

Ref. 60862

Suitable for creating foam and spume effects, page 139

Application:

Use 'Foam & Spume' for super-realistic, professional 'finishing touches'. Put the icing on the cake in the form of whitecaps on waves or foaming water in a torrent. Incidentally, the material is coloured model water and not 'just' a white paint. A normal white colour would suppress a glossy appearance and make the water appear dull. With a small brush, carefully dab on foam and spume and only on the tips of the waves. These little white crowns are enough to make the water look like it's moving and frothing up.



Product	Material and Application
Products for creating a base for a water body	
Artificial Water	1-component material, easy to pour straight from the bottle.
2K Wasser Gel 'transparent'	2-component material, blended together before use. Mixing ratio 1:1 resin to hardener (cold glaze)
Water-Drops® Water-Drops® 'easy' Water-Drops® 'color'	Melting granules are melted before use in the oven and thereby liquefied. Hardened by cooling.
Products for designing Waterfalls, Rapids and Waves	
Aqua Effects	Creamy compound
Waves & Billows	Viscous jelly
Foam & Spume	Liquid dispersion



	Suitable for	Advantage	Disadvantage	Page
	<ul style="list-style-type: none"> • calm, flat bodies of water (e.g. quarry lake, pond, river, etc.) as well as small garden ponds, pools and puddles • product suitable for beginners 	<ul style="list-style-type: none"> • easiest application • professional result • cheap material price 	<ul style="list-style-type: none"> • volume shrinks when hardening by approx. 50% • can be poured in to a maximum of 2 mm – 3 mm high (result 1 mm – 1.5 mm height) • can only be used as a single layer (not possible to pour on subsequent layers) 	137
	<ul style="list-style-type: none"> • calm, deep bodies of water (e.g. quarry lake, pond, river, harbour basin, etc.) • product suitable for advanced modellers and professionals 	<ul style="list-style-type: none"> • professional result • water layer has high brilliance (glassy) • can be filled higher than with Artificial Water • can be applied in several layers, subsequent topping up is possible • also suitable for casting decorative objects • things and objects (creative handicrafts, DIY) 	<ul style="list-style-type: none"> • material that has already been mixed must be used up. Material that is not required cannot be used later and must be disposed of • high material price 	136
	<ul style="list-style-type: none"> • lakes, rivers, streams, mountain brooks, raging torrents • product suitable for all modellers 	<ul style="list-style-type: none"> • THE universal material, suitable for the widest range of purposes • material can also be melted subsequently with a hot glue gun or a hairdryer. This allows surfaces to be subsequently modelled or repaired. • Leftover material can be stored and reheated weeks later and used for another project • only Water-Drops® 'color': can be coloured 	<ul style="list-style-type: none"> • not suitable for heat-sensitive surfaces, e.g. NOCH Preformed Layouts and Styropor® (if necessary, seal with NOCH Modelling Compound) • material subsequently remains sensitive to temperature. Rupture of the water surface possible due to high temperature fluctuations. • thus not suitable, for example, for transportable module layouts which are to be transported to fairs and exhibitions in different seasons/temperatures. 	134 – 135
	<ul style="list-style-type: none"> • waterfalls, rapids, waves 	<ul style="list-style-type: none"> • suitable for many different applications • ideal for waterfalls • can be used straight from the bottle 	<ul style="list-style-type: none"> • not for forming high waves and billows, as it's too creamy 	138
	<ul style="list-style-type: none"> • high waves and billows, extreme effects 	<ul style="list-style-type: none"> • for voluminous, high waves • can be used straight from the tub 	<ul style="list-style-type: none"> • not always ideal for finer effects and waterfalls 	139
	<ul style="list-style-type: none"> • whitecaps, spume 	<ul style="list-style-type: none"> • ideal for realistic 'finishing touches' • professional product 	<ul style="list-style-type: none"> • is not transparent when dry and cannot be changed or concealed afterwards. Therefore use carefully. 	139

Note: please read the product and processing instructions that you receive with the product.



Make the Perfect Lake

Perfect Set 'Lake'

Everything you need to make a perfect lake is contained in this set. You pour out a prepared lake bed with the Water-Drops®, create the surface with Waves & Billows and decorate the bank with Grass Tufts. To make everything as easy as possible for you, the Perfect Set contains a free DVD with an instruction video.

You're guaranteed to succeed in building your model lake!

60813 Perfect Set 'Lake'

Contents: Water-Drops® 'color',
 250 g transparent, for approx. 300 ml,
 each 25 g blue, green, brown (ref. 60856)
 Waves & Billows, 150 ml (ref. 60861)
 Grass Tufts Mini Set 'Meadow', 42 pieces (ref. 07037)



Including
 gratis DVD!



Waters Colour Set

The new Waters Colour Set offers five ready-to-apply paints that are perfectly matched to the intended purpose. The set contains five realistic basic colours of 30 ml each: dark blue, ultramarine, turquoise, mud brown and white. Thanks to the dosing tips on the little bottles, the paints can be dispensed precisely.

So, you're sure to find the correct shade. It doesn't matter whether you're designing a mountain lake, a pond in the forest, a beach, or even a lagoon by the sea. The paints can be mixed with NOCH Acrylic Paints, adhere to wood, plaster, cardboard, NOCH Hard Foam and dry in a realistic matte effect. They are heat-resistant when dry. Therefore, they can also be combined with NOCH Water-Drops®.



60878 Waters Colour Set

Contents: 30 ml each of ready-to-apply paints dark blue, ultramarine, turquoise mud brown and white



Lake Film

NOCH Lake Film is the ideal and easy-to-use material for creating natural-looking water surfaces. The Lake Film is simply cut to size and glued in place. The blue-coloured Lake Film (ref. 60850) is used if the model water does not have sufficient depth to colour the lake bed. The transparent Lake Film (ref. 60852), on the other hand, is ideal if the lake bed is deep enough to allow a coloured design. For designing the lake bed, we recommend the Waters Colour Set (see above) and the natural stones, the PROFIL rock boulders as well as sand and gravel on page 162 of this catalogue. The transparent Lake Film can be used to create very realistic and extremely impressive bodies of water, as can be seen in the illustration at the top of this page.



60850 Lake Film

blue, with wave structure,
41 cm x 26 cm



60852 Lake Film

transparent, with wave shape,
41 cm x 26 cm





Water-Drops® do the Trick!

Water Structuring with Water-Drops®

Two things make Water-Drops® indispensable in creating waters: that they are easy to work with and that they offer the possibility to create details like waves or rapids through subsequent heating. As a product family, the Water-Drops® are available in three variations. The Water-Drops® 'transparent' are ideal for creating crystal-clear lakes, rivers and streams. To design ground that is coloured, we recommend the Waters Colour Set (ref. 60878, see page 133).

The Water-Drops® 'color' additionally contain blue, green and brown drops for mixing with the transparent drops. Hence, you can create a totally individual colour scheme for your waters. Finally, the Water-Drops® 'easy' make working with the Water-Drops® even easier. Simply remove the lid and place the heat-resistant plastic tub in the oven for melting.

Water-Drops®

Water-Drops® are the perfect substance for reproducing stagnant and flowing waters in a model. In particular, the ability to re-melt the body of water after it has hardened (for example, with a powerful hairdryer) opens up many possibilities for the modeller. Waves can subsequently be moulded or scratches removed from the water's surface. Water-Drops® are offered in "transparent" and "color" variations. **Warning: Risk of burns! Processed while hot! Wear gloves!**

Advantages:

- Easy to work with
- Fast-working (short hardening time)
- Easy to dye
- Can be reworked by heating



60855 Water Drops® 'clear'
250 g, for approx. 300 ml



60856 Water Drops® 'color'
250 g transparent, for approx. 300 ml, each 25 g blue, green, brown



Craft Tip:
Water Drops® 'clear' and Water Drops® 'color'

The Water Drops® 'clear' and Water Drops® 'color' are simply melted in the oven in a heat-resistant container (e.g. a jam jar). After melting, the substance retains a honey-like consistency for approx. 3 minutes. It can now be poured into the prepared stream- or lake bed.
If the water on your model landscape has hardened and you want to make further changes to the water surface, no problem: you can re-melt and re-work the

surface at any time with a hair-dryer. With a heat gun, you can even liquefy the entire Water Drops® 'clear' and Water Drops® 'color' water body. This allows you to work on waves or rapids afterwards.

Warning: Risk of burns! Wear gloves! Do not heat in the microwave! Only suitable for adults.



The Water Drops® 'clear' and Water Drops® 'color' are melted in the oven ...



... and poured into the prepared streambed.
Warning: the Water-Drops® are processed while hot! Wear gloves!




Thanks to the low melting point of the Water-Drops®, the substance can be melted down and reworked with a hair-dryer.

Water-Drops® 'easy'

Water-Drops® 'easy' make it even easier to construct lakes and rivers. The tub is made of a heat-resistant plastic and is thus also the melting vessel. Simply melt the Water-Drops® 'easy' in the oven on 150° C and

then remove the lid. The melted Water-Drops® 'easy' are then poured into the prepared lake or flowing brook and harden completely within a few minutes. **Warning: Risk of burns!** Hot while processed! Wear gloves!



Simply melt Water-Drops® 'easy' in the tub in the oven...



and pour into the prepared lake – and that's that!



60858 Water-Drops® 'easy'
150 g
for approx. 160 ml



Info Tip:
Water-Drops®

Warning: Risk of burns! Wear gloves!
Do not heat in the microwave! Only suitable for adults.



Still Waters Run Deep.

2K Water Gel 'transparent'

The 2K Water Gel 'transparent' is a fascinating substance: easy to work with and producing exciting results. It is the material of choice for replicating stagnant waters such as lakes or ponds. However, rivers and streams can also be beautifully represented in a model.

For creating water surfaces, e.g. Aqua Effects (ref. 60872) or Waves & Billows (ref. 60861) can be used.

Applying 2K Water Gel 'transparent' is very simple: first, mix the two components in a ratio of 1:1. Now you have approx. 120 minutes to work with the 2K Water Gel 'transparent'. During this time, the consistency of the 2K Water Gel 'transparent' changes from watery to viscous.

In order to give the water some colour use the NOCH Waters Colour Set (ref. 60878).

Advantages:

- Easy to work with
- Long processing time
- Is processed cold
- Ideal for standing waters



60870 2K Water Gel 'transparent'
2 components, each 100 ml



Artificial Water



Artificial Water is the easiest way imaginable to design bodies of water, especially small lakes, pools, ponds and puddles. NOCH Artificial Water is available transparent or blue-green coloured. If the substance is pre-coloured, the depth effect of the water is achieved by the colour of the water. If the substance is transparent, we recommend priming the substrate with the Waters Colour Set (ref. 60878; see craft tip). Artificial Water is poured onto the prepared substrate straight from the bottle in a layer of maximum 2–3 mm. After approx. 12 hours, the surface has shrunk by about 50 % and is dry. A perfect water level has been created!



60876 Artificial Water mini
125 g, transparent
ready-to-pour in a bottle



60873 Artificial Water
250 g, transparent
ready-to-pour in a bottle



60874 Artificial Water XL
500 ml, transparent
ready-to-pour in a bottle



60877 Artificial Water 'color'
250 g, blue-green coloured
ready-to-pour in a bottle



Craft Tip:
Water Design



The colours are individually mixed to create a suitable shade.



They are then applied with a brush.



In order to imitate depth, the colour becomes darker towards the centre and lighter towards the edge.



Artificial Water 'color' is carefully poured to form a layer of 2–3 mm.



Once the Artificial Water has dried, Aqua Effects can be applied to the surface.

Aqua Effects

With this Aqua Effects product from NOCH, special effects can be created on water surfaces made from Water-Drops®, Artificial Water or 2K Water Gel. You can easily reproduce realistic rapids and impressive waterfalls. Aqua Effects consists of a viscous white substance that is flexible and milky-transparent when dried out. Because of the very viscous consistency, you can also apply the substance directly on steep areas (e.g. waterfalls). To make rapids, for example, just apply a few brushstrokes of Aqua Effects onto the river, then spread around with a coarse bristle brush.



60872 Aqua Effects
125 ml



Craft Tip: Aqua Effects

NOCH Aqua Effects have a viscous, white consistency straight from the tube. The substance dries a milky-transparent colour after several hours.

Small waterfalls and whirlpools: the Aqua Effects are applied directly onto the model landscape with a small paintbrush.

Waterfall: the waterfall is designed 'lying down' and not installed into the landscape until dry. To do this, measure the height of the waterfall in the model landscape and transfer it onto supporting

material e.g. baking paper. Then mould the waterfall 'lying down' with a bristle brush. After the waterfall has dried (approx. 24 hours), carefully remove it from the supporting material and glue it in the model landscape.

Info Tip: the perfect instructions on working with the NOCH Water products are provided in our guidebooks (see pages 14 to 19).





60861 Waves and Billows
150 ml, easy-to-use tub


Waves & Billows

The product 'Waves & Billows' was developed for designing high waves. It's ideal, for instance, for a beach scene with surfers or a diorama with a ship on the high seas. This is a paste-like mixture, which is applied to the water surface with the aid of a small spatula or toothpick. After some rough modelling, the mixture is first allowed to set for half an hour and then moulded into the desired shape with a spatula, toothpick and coarse paintbrush.



Foam & Spume

Every wave that breaks, every brook that rushes, and every waterfall that plunges into a mountain lake, produces waves as well as white surf. To be able to perfectly reproduce these wonderful highlights, NOCH 'Foam & Spume' was developed. This fine substance can be carefully applied by brush onto the relevant water areas to give rapids, waterfalls and waves the ultimate, natural-looking touch. Since it is not white paint, 'Foam & Spume' looks even more natural. Try it!



60862 Foam & Spume
30 ml, bottle



It Doesn't Get any Greener: Our Grasses, Blossoms and Plants are Fascinating in their Attention to Detail!

Anyone who appreciates lifelike landscape design is on the right track with us: we continue to bring innovation to the market in greenery, inspiring with their simple application and setting lasting trends. The NOCH Gras-Master 3.0 has already won numerous awards and international success.

Discover the versatility of the NOCH Gras-Master 3.0 for your model landscape! Our innovative Grass Tufts also impress with their perfect design and incomparably realistic appearance. When it comes to fields, meadows and flowers, everything gets the green light with NOCH!



Fields and Meadows

Set Items – from page 142

- Our sets make starting to design landscapes and greenery easy.

Gras-Master 3.0 – from page 148

- For perfect electrostatic flocking with grass fibres that stay upright. Powerful!

Greenery, Flocking and Ballasting – from page 150

- Grass fibres, grass assortments, scatter material, stones, rubble and ballast

Natur⁺ – from page 164

- Super realistic product in best quality thanks to a specially developed production process

Grass Tufts, Grass Strips and Plants – from page 167

- Virtually unlimited applications for beds, fallow land, field paths or embankments

Laser-Cut minis – from page 171

- Laser-Cut miniature plants made of special paper

Get Started Easily with NOCH!

The first step is the easiest. For this to be true, we have put together some practical sets for you. This allows you to get to know the most important materials and methods and that way, you can be sure that

you haven't forgotten anything important while shopping. It's time to unpack our useful sets on the following pages and get stuck in! We hope you have lots of fun!



Basic Set 'Modelling'

How do you make getting started with the wonderful hobby of 'model landscaping' as easy and smooth as possible? With the Basic Set 'Modelling'! The package includes everything from creating the ground to flocking and structuring realistic waters, to get you building your own model landscape.

Note: the Water-Drops® easy included in the set are processed while hot. Risk of burns. Please wear gloves.

O HO TT N Z

60801 Basic Set 'Modelling'

Contents: 250 g of ballast
100 g of Terrain Paste, sand
150 g of Water-Drops® easy
50 g of Grass Glue
Puffer Bottle
40 g of Scatter Grass Summer 'Meadow'
(length of the grass fibres 2.5 mm)
42 g of Scatter Material, brown
35 g of Lichen
40 Grass Tufts, mixed



*The stated price advantages refer to the recommended retail prices of NOCH being valid at time of the catalogue printing in September 2024.

G 1 O HO TT N Z



Scenery Starter Kit

The NOCH Scenery Starter Kit offers everything you need for the initial design phase:

- For creating rocks: NOCH Rock Compound
- For pastures and meadows: Scatter Grass with accompanying Puffer Bottle and Grass Glue to create high-quality grass areas
- For initial designs: a Mini Grass Mat, NOCH Scatter Material, Natural Stones as well as high-grade Lichen, 6 Model Fir Trees and 4 Deciduous Trees

The Scenery Starter Kit is perfectly suited for H0, TT and N gauges.

Price Advantage



H0 TT N 60800 Scenery Starter Kit



Start Set Vegetation

Electrostatic grass application gives your model landscape a certain something. With the Start Set Vegetation, this happens in a simple way, since the 2.5 mm-long Scatter Grass from NOCH can easily be applied with the Puffer Bottle.

Note: to continue modelling, you'll find Grass Glue and Scatter Grasses in many different shades in the large NOCH range.



Video clip

H0 TT N Z 07069 Start Set Vegetation
 Puffer Bottle
 40g of Scatter Grass 'Summer Meadow'
 50g of Grass Glue



Mini Start Set Landscaping

The Mini Start Set Landscaping contains a selection of the most popular modelling items with which you can create smaller model landscapes, dioramas or nativity scenes.

All products are available to purchase separately to enable you to carry on modelling later.



60803 Mini Start Set Landscaping
 Contents: Mini Grass Mat 'Meadow', 28 cm x 22 cm
 Scatter Material, medium green and brown, each 10g
 Bag of Lichen, dark green, yellow and red, approx. 12g each ≠ Cork Rock Piece

Build the Perfect Embankment

Perfect Set 'Right & Left Along the Tracks'

Designing the vegetation on both sides of the tracks is certainly one of the most challenging projects in model landscaping, for that is where vegetation is particularly abundant and correspondingly where many different products are used.

The Perfect Set 'Right & Left Along the Tracks' includes these very products so that you find designing easy. The Perfect Set includes a detailed instruction video on DVD. So your project is guaranteed to succeed!



Including gratis DVD!

60811 Perfect Set 'Right & Left Along the Tracks'

- Contents: Sea Foam for approx. 20 bushes
- Foliage, light green, 20 cm x 23 cm (ref. 07270)
- Meadow Foliage, medium green, 20 cm x 23 cm (ref. 07291)
- Structured Flock, dark green, medium, 15 g (ref. 07343)
- Structured Flock, bright green, fine, 20 g (ref. 07331)
- Grass Tufts Mini Set XL 'Meadow', 42 pieces (ref. 07044)
- Grass Tufts Mini Set 'Field Plants', 42 pieces (ref. 07034)



Craft Tip:
Perfect Set 'Right & Left Along the Tracks'



Foliage can be used to create ground cover, weeds and shrubs on the embankment.



A second level of slightly higher shrubs is formed by glueing on Grass Tufts.



With Sea Foam, Grass Tufts and Structured Flock, bushes and small trees emerge.



The result: a perfectly designed railway track environment just like the original!



Every Beginning Is Easy!

Vegetation Starter Sets

The application requirements for different types of vegetation in the model landscape are as wide as a model shop's range of offerings. Sometimes it's hard to decide which colours and materials to use.

In order to make your decision easier and recommend the right NOCH materials for the various applications, our modellers have put together special Vegetation Starter Sets for you. Inside each set is a selection of products to suit the various topics. So, you can start right away and experience the effect and application of the materials. The products are suitable for all gauges.

We made an effort to present as many products as possible in every Vegetation Starter Set. The quantities are sufficient for smaller areas. Since the item numbers are indicated on all the packaging and products, individual items can be purchased later at any time. In addition, each set offers a price advantage compared to the individual purchase of the products. Have fun discovering the variety and possible applications of these NOCH products!



Vegetation Starter Set 'Meadow'

You can implement the basic flocking of a small meadow with the contents of the set. It doesn't matter whether it's meant to be a wild meadow or even a paddock or pasture for animals. You can also recreate bald patches in the grassy area with the brown Scatter Material. Just go ahead and give the products a try!

Saving of more than 10%*



60771 Vegetation Starter Set 'Meadow'

Contents: Scatter Grass Meadow, 20 g
 Scatter Grass, light green, 20 g
 Structured Flock, light green, medium, 15 g
 Scatter Material, brown, 42 g
 Grass Tufts Meadow, 42 pieces, 9 mm

*The stated price advantages refer to the recommended retail prices of NOCH being valid at time of the catalogue printing in September 2024.

Vegetation Starter Set 'Forest'

We noticed that many customers kept asking how to professionally design a forest floor. That was enough reason for us to put together a suitable Vegetation Starter Set. With matching Scatter Grass, Scatter Material and Structured Flock in muted, dark colours, a perfect base is created in next to no time! Details, e.g. moss and other groundcover, can then be incorporated with the olive-green foliage.



Price Advantage!



60772 Vegetation Starter Set 'Forest'

- Contents:
- Scatter Grass Forest Floor, 20 g
- Structured Flock, dark green, coarse, 10 g
- Scatter Material, brown, 42 g
- Foliage, olive green

Vegetation Starter Set 'At the Wayside'

As mundane as it may sound, straight waysides are not so easy to reproduce perfectly in a model. During one of your next walks, observe what is sprouting up and growing around you! You'll be surprised at the variety. As well as gravel, with which you can design the path, the set accordingly contains a lot of grasses, tufts and scatter material.



Saving of more than 10%*



60773 Vegetation Starter Set 'At the Wayside'

- Contents:
- Gravel, 250 g
- Rubble, fine, 80 g
- Scatter Grass Meadow, 20 g
- Scatter Grass, beige, 20 g
- Grass Tufts Field Plants, 42 pieces
- Scatter Material, brown, 42 g

*The stated price advantages refer to the recommended retail prices of NOCH being valid at time of the catalogue printing in September 2024.



Vegetation Starter Set 'On the Bank'

Modelling the bank of every lake and river requires extra special attention! So that the transitions between water and land work perfectly, Scatter Grass and Sand, as well as some Grass Tufts, are included in the set. This allows you to decorate the vegetation on the bank in detail and achieve a convincing result!

Price Advantage!



60774 Vegetation Starter Set 'On the Bank'

Contents:

Sand, medium, 250 g

Grass Tufts Meadow, 42 pieces, 9 mm

Grass Tufts, blooming yellow 42 pieces, 9 mm

Scatter Grass Spring Meadow, 20 g



Vegetation Starter Set 'Railway Embankment'

No railway modeller can get around it: a railway embankment and its corresponding vegetation belong on every layout! Real-life railway embankments are usually overgrown and yet still (usually) rudimentarily maintained. The vegetation with grasses, groundcover and tendrils contributes towards the stabilisation of the railway embankment and thus to the operational safety of the line. With the Vegetation Starter Set by NOCH, you'll have everything at hand from the beginning!

Price Advantage!



60775 Vegetation Starter Set 'Railway Embankment'

Contents:

Scatter Grass, light green, 20 g

Scatter Grass, beige, 20 g

Wild Grass Foliage, light green

Structured Flock, medium green, medium



The (R)evolution of Electrostatics: Trust the Original!

NOCH Gras-Master 3.0

The Gras-Master 3.0 from NOCH is the benchmark when it comes to professionally flocking grass onto model railway layouts, dioramas and model landscapes. The first Gras-Master was launched in 2005. A true revolution. From then on, the industrial technology of electrostatic grassing was also available to the individual amateur railway modeller - and at an affordable price!

We can look back on 20 years of experience with many thousands of devices sold and satisfied customers who have built great landscapes with the two predecessor models. It was therefore only natural to develop a new device that picks up on the strengths of its predecessors and perfects them. An evolution of the original as per the user's wishes. Because what we've all learned is that you should never change a winning team!

The NOCH „Gras-Master 3.0“ has it all! Compact, agile and powerful - that's how you could describe the „Gras-Master 3.0“. The centrepiece is a 9 V block battery.

This has also been used in the Gras-Master and the Gras-Master 2.0 as well. The lightweight, handy device is ideal for home model railways, dioramas, landscapes and quick, spontaneous work. The device comes with three sieves (fine, medium and coarse).

First coat the surface with the specially developed NOCH Grass Glue, fill the desired grass fibres into the container of the „Grass Master 3.0“, screw on the matching sieve and connect the counter-pole cable to the surface to intensify the effect and off you go. The model meadow of your dreams is created in no time at all! Power is supplied by a 9 V block battery which guarantees an operating time of approx. 3 to 4 hours. A red LED indicates that the device is in operation. Please be sure to follow the enclosed instructions for use.



The ground to be flocked with grass is coated with special NOCH Grass Glue (ref. 61130 or 61131).



The grass fibres are loaded into the grass container. Different lengths and colours can thus be mixed together.



The crocodile clip (counter-pole) is fastened near the surface where the grass is to be applied.



Due to the electrostatic charge, the grass fibres stand vertically on the glue bed.



Video clip



60110 Gras-Master 3.0

Contents: Gras-Master, counter pole with crocodile clip
three sieves for flocking grass fibres with different lengths

Gras-Master 3.0 Highlights:

- handy device for ambitious modellers
- evolutionary design
- high, approx. 11 kV power output
- operation with 1 x 9 V block battery
- operating time approx. 3 to 4 hours
- incl. three sieves (fine, medium and coarse) and detailed instructions

Grass Glue

NOCH Grass Glue was specially developed for electrostatic flocking. It offers the following features and advantages compared to conventional glue and wood glue:

- perfect consistency: easy to spread, without running
- hardens slowly: you can flock your area without hurrying, so there are no 'bald' spots in your meadow
- transparent when dry: no white streaks
- high adhesive strength: significantly stronger adhesion than e.g. diluted wood glue



61130 Grass Glue
250 g



61131 Grass Glue XL
750 g



Application video (in German)
www.noch.de/youtube

How to Get the Perfect Grassy Base on a Railway Embankment!

Railway embankments are usually overgrown with wild grass. It tends to be taller, of different lengths and consists of many different plants. Weeds, green grass and single dry blades and tufts of grass lend the

railway embankment an irregular appearance.

Tip: after the grass flocking, you can decorate your railway embankment with the Embankment Vegetation (ref. 23102).

Formula for the 'Railway Embankment Grass' mixture

First layer:

08324 Scatter Grass, golden yellow, 2.5 mm

08320 Scatter Grass 'Marsh Soil', 2.5 mm

Second layer:

07100 Wild Grass 'Meadow', 6 mm

07101 Wild Grass, beige, 6 mm

Decoration and details:

07167 Leaf Foliage Set, 14 g each of olive, light green, medium green, dark green

23102 Embankment Vegetation

07011 Grass Tufts XL 'blooming' red, yellow, light green, dark green, 104 pieces, 9 mm

07012 Grass Tufts 'Wild Flowers' multi-coloured flocked 52 pieces with 6 mm and 52 pieces with 9 mm

Further info about the NOCH Gras-Master 3.0 and its accessories can be found on pages 148 to 149. The complete assortment of NOCH Grass Fibres is on page 154 and 155.



Mix together Scatter Grass, golden yellow and 'Marsh Soil' (refs. 08324 and 08320) and flock railway embankment with Gras-Master 3.0. The Scatter Grass 'Marsh Soil' should make up a higher proportion of the mixture, since the first layer has to provide the depth effect of the grassy area.




After drying, Hoover off again and repeat the application if necessary, depending on how wild and dense you want the vegetation to be. Moisten the tips of the Wild Grass Fibres with Grass Glue and sprinkle them with some Leaf Foliage (ref. 07167). This is how weeds are created.



After drying, Hoover off loose grass fibres. Then moisten the tips of the first layer of grass with Grass Glue (ref. 61130 or 61131). The second layer, a 6 mm Wild Grass mixture of beige and 'Meadow' (ref. 07100 and 07101), is applied.



The railway embankment can then be decorated with natural bushes from the Embankment Vegetation (ref. 23102). Finally, decorate with Grass Tufts and 'Wild Flowers' (ref. 07011 and 07012) as desired.



Application video (in German)
www.noch.de/youtube



How to Design Summer Meadows!

Depending on the season, the colours of meadows change from fresh green in the early summer to less intense colours with partly dried grasses in the summer. During the course of the year, meadows sometimes come by more, sometimes less water and sunshine.

These influences change the colours of the meadow. We show you how to design a 'lush' summer meadow.

Tip: matching figures for decorating your scene can be found in the chapter 'Figures & Decoration'.



First, the substrate is coloured with shades of green and brown (e.g. NOCH Acrylic Paints, ref. 61194 and 61189). Take care that the colouring doesn't turn too dark. Then a path or road can be created. Allow to dry well.



The base area is now coated with NOCH Grass Glue (ref. 61130 or 61131). Then a small amount of Scatter Grass 'Meadow', 4 mm, is applied. It's important that the glue surface is not completely 'filled'.



Now you need to be quick: load the Gras-Master 3.0 with a mixture of Scatter Grass, golden yellow, Scatter Grass, medium green and Scatter Grass 'Summer Meadow' and flock directly onto the still-wet Grass Glue to fill the gaps between the 4 mm-long grass fibres. Then allow everything to dry well.



After hoovering off the loose grass fibres, design your summer meadow with Grass Tufts XL in green and beige. Here and there, a flowering bush or clump, e.g. Grass Tufts, yellow (ref. 07043), looks very good and brightens up the meadow a little.

Formula for the 'Summer Meadows' mixture

Adding a base layer of grass:

First round:

08361 Scatter Grass 'Meadow', 4 mm

Second round:

08324 Scatter Grass, golden yellow, 2.5 mm

08322 Scatter Grass, medium green, 2.5 mm

08151 Scatter Grass 'Summer Meadow', 2.5 mm

Vary the mixture as desired to create lighter and darker grassy areas.

Decoration and details:

07005 Grass Tufts XL 'beige green, dark green brown', 104 pieces, 9 mm

07043 Grass Tufts Mini Set XL 'blooming' yellow flock, 42 pieces, 9 mm

Further info about the NOCH Gras-Master 3.0 and its accessories can be found on pages 148 to 149. The complete assortment of NOCH Grass Fibres is on page 154 and 155.



Application video (in German)
www.noch.de/youtube

How to Let Wild Meadows Grow!

In many places, nature can run riot, unhindered and uncultivated by humans. This allows beautiful, wild meadows to thrive. Various grasses in different heights and colours characterise these expanses.

Between fields and at the edges of forests, there are also untouched natural meadows, which partly serve as biotopes.

Tip: matching trees for designing forests can be found in the chapter 'Trees & Bushes'.

Formula for the 'Wild Meadows' mixture

First layer:

08361 Scatter Grass 'Meadow', 4 mm

Second layer:

08322 Scatter Grass, medium green, 2.5 mm

08362 Scatter Grass, beige, 4 mm

Vary the mixture as desired, we recommend 1:1.

Third layer:

08361 Scatter Grass 'Meadow', 4 mm

08362 Scatter Grass, beige, 4 mm

Decoration and details:

07044 Grass Tufts Mini Set XL 'Meadow'

42 pieces, 9 mm

07032 Grass Tufts Mini Set

green flock, 42 pieces, 6 mm

07152 Leaf Foliage, light green

07144 Leaf Foliage, medium green

Further info about the NOCH Gras-Master 3.0 and its accessories can be found on pages 148 to 149. The complete assortment of NOCH Grass Fibres is on page 154 and 155.



First of all, the substrate is coated with NOCH Grass Glue (ref. 61130 or 61131) and flocked with Scatter Grass 'Meadow', 4 mm. Allow to dry well and Hoover off excess grass fibres after approx. 4-6 hours.



Using a paintbrush, moisten the entire surface of the tips of the grass fibres with Grass Glue. Then apply a mixture of Scatter Grass, medium green, 2.5 mm and Scatter Grass, beige, 4 mm with the Gras-Master 3.0. The mixture can be varied as desired.



After drying and hoovering off again, sections of the meadow can be retouched (see Fig. 2) with Scatter Grass 'Meadow', 4 mm and Scatter Grass, beige, 4 mm, to make the grassy area a little wilder.



After any excess grass fibres have been hoovered off, you can design your wild meadow with Grass Tufts XL 'Meadow' and Grass Tufts, green. Weeds etc. can be created with Leaf Foliage, light green and medium green. Grass Glue or Landscaping Glue (ref. 61133) can be used for fixing them.

Wild Grass XL - 12 mm long!
Fantastic design options with the longest
grass fibres in the world!

Grass Fibres Assortments

NOCH offers two Grass Fibres Assortments for pros and beginners. One contains a selection of Short Grass Fibres in the lengths of 1.5 mm and 2.5 mm – ideal for flocking landscapes in H0, TT, N and Z gauges. Another contains longer Grass Fibres of 6 mm and 12 mm. These are suitable for 1, 0 and H0 gauges.

The enclosed grass fibres bags are labelled with the respective item references to facilitate the purchase of individual grass types at a later date.

IDEAL FOR

GRAS master 3.0

Contents of the Grass Fibres Assortment, short (lengths: 1.5 mm and 2.5 mm)

Ref.	Description	Quantity	Length of the grass fibres
08200	Spring Meadow	20 g	1.5 mm
08212	Meadow	20 g	1.5 mm
08214	Ornamental Lawn	20 g	1.5 mm
08300	Spring Meadow	20 g	2.5 mm
08310	Summer Meadow	20 g	2.5 mm
08312	Meadow	30 g	2.5 mm
08314	Ornamental Lawn	20 g	2.5 mm
08320	Marsh Green	10 g	2.5 mm
08330	Flower Meadow	10 g	2.5 mm



Contents of the Grass Fibres Assortment, long (lengths: 6 mm and 12 mm)

Ref.	Description	Quantity	Length of the grass fibres
07100	Wild Grass Meadow	30 g	6 mm
07101	Wild Grass, beige	20 g	6 mm
07102	Wild Grass, light green	20 g	6 mm
07081	Wild Grass, medium green	10 g	6 mm
07106	Wild Grass, dark green	20 g	6 mm
07110	Wild Grass XL Meadow	20 g	12 mm
07111	Wild Grass XL, beige	10 g	12 mm
07112	Wild Grass XL, light green	10 g	12 mm
07086	Wild Grass XL, medium green	10 g	12 mm
07116	Wild Grass XL, dark green	10 g	12 mm



H0 TT N Z 07066 Grass Fibres Assortment, short

1 0 H0 07071 Grass Fibres Assortment, long



Craft Tip:

Create natural-looking meadows with grass fibres of different colours and lengths by using the NOCH Gras-Master 3.0

The variety of grasses in nature, with their different colour hues and growth heights, can also be easily replicated in a model. This is called a 'step by step' method; i.e., adding one type of grass after the other. With the Grass Blends (pre-mixed grasses of different lengths and hues), you do indeed get meadows with grasses of different lengths and hues, but when looking at the area, the green still looks uniform. To play with the natural progression of hues and lengths, apply different grass hues and lengths one after the other. In the area prepared with NOCH Grass Glue (ref. 61130 or 61131), Wild Grass beige (ref. 07101) is first sparingly flocked with the Gras-Master 3.0. Afterwards, Wild Grass light green (ref. 07102) is used for the main grass area. In addition, Wild Grass Light Green is sparingly used to cover the already beige flocked areas. A touch of dark green fibres

(ref. 07106) amongst the beige and light green fibres makes the scenery even more realistic. Finally, the area is filled with Scatter Grass 'Meadow' 2.5 mm (ref. 08312).

The result is a harmonious and very realistic progression of the different grasses. The meadow now looks very lifelike: just like the original.

Our Tip: before adding them to your layout or diorama, first test your own formulas for the fibres from the NOCH range, e.g. on a piece of cardboard. That will give you the necessary know-how in advance.


NOCH... Just Like the Original!

A huge selection of Grass Fibres for every landscape!


Our motto is 'NOCH... Just Like the Original' and we take that seriously! Therefore, it's no wonder that we have one of the largest assortments of grass fibres in many different lengths and colour hues. With the different shades of green, you can design realistic meadows, pastures, reeds or

marshes in next to no time. Dried grasses can be depicted with the beige and brown fibres. Our muted colours are ideally suited to North American, Southern European and Asian landscapes.


1.5 mm Scatter Grass



Scatter Grass 'Spring Meadow'
1.5 mm
08200 20 g bag




Scatter Grass 'Meadow'
1.5 mm
08212 20 g bag



Scatter Grass 'Ornamental Lawn'
1.5 mm
08214 20 g bag

2.5 mm Scatter Grass



Scatter Grass 'Spring Meadow'
2.5 mm
08300 20 g bag
50210 100 g bag
08150 120 g container



Scatter Grass 'Summer Meadow'
2.5 mm
08310 20 g bag
50190 100 g bag
08151 120 g container



Scatter Grass 'Meadow'
2.5 mm
08312 20 g bag
50220 100 g bag
08152 120 g container




Scatter Grass 'Ornamental Lawn'
2.5 mm
08314 20 g bag




Scatter Grass 'Marsh Soil'
2.5 mm
08320 20 g bag
50200 100 g bag



Scatter Grass 'Flower Meadow'
2.5 mm
08330 20 g bag
08155 120 g container



Scatter Grass 'Forest Floor'
2.5 mm
08350 20 g bag
08157 120 g container



Scatter Grass 'Alpine Meadow'
2.5 mm
08360 20 g bag



Scatter Grass, dark green
2.5 mm
08321 20 g bag



Scatter Grass, medium green
2.5 mm
08322 20 g bag



Scatter Grass, brown
2.5 mm
08323 20 g bag




Scatter Grass, golden yellow
2.5 mm
08324 20 g bag



Master Grass Blend
Master Grass Blend 'Summer Meadow'
2.5 to 6 mm
07072 50 g bag




Master Grass Blend 'Cow Pasture'
2.5 to 6 mm
07073 50 g bag



Master Grass Blend 'Alpine Meadow'
2.5 to 6 mm
07075 50 g bag



Scatter Grass 'Meadow'
4 mm
08361 20 g bag



Scatter Grass, beige
4 mm
08362 20 g bag

4 mm Scatter Grass

Suitable for Gauges	1	0	HO	TT	N	Z
Length of the Grass Fibres						
1.5 mm	—	●	●	●	●	●
2.5 mm	●	●	●	●	●	●
4 mm	●	●	●	●	●	●
6 mm	●	●	●	●	●	—
9 mm	●	●	●	●	—	—
12 mm	●	●	—	—	—	—




6 mm Wild Grass




Scatter Grass, light green
4 mm
08363 20 g bag



Scatter Grass, medium green
4 mm
08364 20 g bag



Wild Grass 'Meadow'
6 mm
07100 50 g bag
07090 100 g container



Wild Grass, beige
6 mm
07101 50 g bag
07091 100 g container



Wild Grass, light green
6 mm
07102 50 g bag
07092 100 g container



Wild Grass, dark green, 6 mm
07106 50 g bag
07094 100 g container




Wild Grass, medium green
6 mm
07081 50 g bag




Wild Grass, brown
6 mm
07082 50 g bag


9 mm Wild Grass



Wild Grass, golden yellow
6 mm
07083 50 g bag



Wild Grass 'Meadow'
9 mm
07117 50 g bag



Wild Grass, medium green
9 mm
07118 50 g bag



Wild Grass, golden yellow
9 mm
07119 50 g bag


12 mm Wild Grass




Wild Grass, dark green
9 mm
07120 50 g bag



Wild Grass, brown
9 mm
07122 50 g bag



Wild Grass XL 'Meadow'
12 mm
07110 40 g bag



Wild Grass XL, beige
12 mm
07111 40 g bag



Wild Grass XL, light green
12 mm
07112 40 g bag



Wild Grass XL, dark green
12 mm
07116 40 g bag

Tools

Puffer Bottle for applying 1.5 mm and 2.5 mm long NOCH Scatter Grass. The grass fibres are electrostatically charged and thus stand upright on the glued area.

On page 29 of this catalogue, you'll find the practical Start Set Vegetation, which also contains the Puffer Bottle.



08100 Puffer Bottle empty




Video clip



Scatter Material

Our popular, particularly finely processed NOCH Scatter Material offers a variety of possibilities for realistically designing and decorating model landscapes and dioramas down to the smallest detail. Every single shade is finely tuned from the wide range of colours. You can thus use the 'pure' shade of your choice right away, but you can also mix different shades to make up a 'special shade' unique to your layout.

Note: 1 m² of scattered area requires approx. 100 g of Scatter Material and approx. 500 g of Grass Glue. Many Scatter Materials are available in three different pack sizes (42 g and 150 g in a bag and 200 g in a container).



08400 Scatter Material
'Flower Meadow'
42 g bag

08401 Scatter Material
'Flower Meadow'
150 g bag


08370 Scatter Material
'Flower Meadow'
200 g container



08410 Scatter Material
light green, 42 g bag

08411 Scatter Material
light green, 150 g bag

08371 Scatter Material
light green, 200 g container



08420 Scatter Material
medium green, 42 g bag

08421 Scatter Material
medium green, 150 g bag


08372 Scatter Material
medium green, 200 g container



08440 Scatter Material
brown, 42 g bag


08441 Scatter Material
brown, 150 g bag

08373 Scatter Material
brown, 200 g container




08460 Scatter Material
grey, 42 g bag

08375 Scatter Material
grey, 200 g container




08470 Scatter Material
dark green, 42 g bag

08376 Scatter Material
dark green, 200 g container



07202 Flock
light green, 20 g bag



07204 Flock
medium green, 20 g bag

07241 Flock
light green, 30 g container

07242 Flock
medium green, 30 g container


Flock

PROFI Flock is a special, finely-ground flocking material in various natural colours. The product is ideal for flocking Natural Trees as well as designing realistic ground cover and meadows.

Note: NOCH Flock is available in a resealable bag and some also in a practical tub.



Best value!



07206 Flock
dark green, 20 g bag



07223 Flock
light brown, 20 g bag



07225 Flock
medium brown, 20 g bag



07227 Flock
dark brown, 20 g bag


Structured Flock

The foam flock is ground up into two different granulations and coloured three very realistic shades of matt green.

NOCH Structured Flock is therefore suitable for a wide variety of applications, such as flocking trees or designing ground vegetation and small bushes. Thanks to the three matt shades, the colours of the vegetation can be replicated in a very realistic way.

Fine Granules

Medium Granules




07331 Structured Flock
light green
fine, 3 mm, 20 g

07332 Structured Flock
medium green
fine, 3 mm, 20 g

07341 Structured Flock
light green
medium, 5 mm, 15 g

07342 Structured Flock
medium green
medium, 5 mm, 15 g



07333 Structured Flock
dark green
fine, 3 mm, 20 g

07343 Structured Flock
dark green
medium, 5 mm, 15 g



Foliage

Foliage is used in a wide variety of areas: grounds are given natural colours and realistic textures with foliage; riverbanks and the outskirts of forests are given natural-looking vegetation; shrubs and trees are given volume and look more realistic thanks to foliage.



- Product Highlights**
- Wafer-thin and highly flexible backing material
 - Permanently flexible adhesive
 - Elaborate flocking

Foliage

This 'classic' Foliage is provided with a fine, naturally-coloured flock. It's perfect for creating ground cover, moss and low vegetation.



07270 Foliage
light green, 20 cm x 23 cm



07271 Foliage
dark green, 20 cm x 23 cm



07272 Foliage
olive green, 20 cm x 23 cm

Wild Grass Foliage

The Wild Grass Foliage is created through electrostatic flocking, which combines different types of grass and flock. The Wild Grass Foliage is ideal for creating realistic grassy vegetation on natural meadows, along the outskirts of forests, lakes or riverbanks.



07280 Wild Grass Foliage
light green, 20 cm x 23 cm




07290 Meadow Foliage
yellow green, 20 cm x 23 cm




07300 Leafy Foliage
medium green, 20 cm x 23 cm



07282 Wild Grass Foliage
olive green, 20 cm x 23 cm



07291 Meadow Foliage
medium green, 20 cm x 23 cm




07301 Leafy Foliage
dark green, 20 cm x 23 cm




Craft Tip:
Working with the Foliage



Adjusting the size: the Foliage is split up into the desired size by hand.



Shaping: because of the highly flexible backing material, the Foliage can be stretched effortlessly.



Applying: the Foliage is stuck on with NOCH Scenery Glue (ref. 61133).




Innovation for Designing the Perfect Ground

Groundcover Foliage


Various grasses and bits of flock material are electrostatically flocked onto black, non-adhesive backing material. Due to the special, permanently flexible adhesive, the foliage can be effortlessly pulled off the backing material. The Groundcover Foliage is then incorporated into the model landscape as a whole or in pieces. We recommend Scenery Glue (ref. 61133) or Grass Glue (ref. 61130 or 61131) for glueing.

Product Highlights:

- Wafer-thin foliage on sturdy black backing material
- Simply pull off and use as a whole or in pieces
- Realistically designed with various fibres and flakes



07250 Groundcover Foliage
medium green, 12 cm x 18 cm



07251 Groundcover Foliage
olive green, 12 cm x 18 cm




07252 Groundcover Foliage
dark green, 12 cm x 18 cm



07253 Groundcover Foliage
green/beige, 12 cm x 18 cm



07254 Groundcover Foliage
green/brown, 12 cm x 18 cm



07255 Groundcover Foliage, Meadow
yellow, 12 cm x 18 cm



07256 Groundcover Foliage, Meadow
white, 12 cm x 18 cm



07257 Groundcover Foliage, Meadow
red, 12 cm x 18 cm




Craft Tip:
Processing the Foliage



The area in the model is sparingly coated with NOCH Grass Glue.



A piece of the Groundcover Foliage is detached from the backing material.



The Groundcover Foliage is pressed into the glue bed.



The realistic ground design of the finished scene is inspiring.



Ideal for Realistic Bushes and Overgrown Hedges

PROFI Bushes

In contrast to neatly mown lawns and meticulously cut bushes and hedges, free-growing nature flourishes in the light and is barely confined in its thirst for growth. For modellers, depicting free-growing nature in a model is a huge challenge.

This can be realised perfectly with PROFI Bushes. PROFI Bushes are suitable for reproducing both flat, intensive undergrowth such as brambles, or even higher, dense bushes in a model.

The super realistic Bushes backing material is a natural fibre that is stable and malleable. It was flocked with a special mixture of NOCH Leaves and NOCH Structured Flock for a natural optical effect. This gives us a unique product that is ideal for depicting dense model vegetation.



07310 PROFI Bushes, medium green, 40 g



07311 PROFI Bushes, dark green, 40 g



Craft Tip:
Processing of the PROFI Bushes



This amount of PROFI Bushes is in the packaging.



The PROFI Bushes material is pulled apart with your fingers and shaped to create dense ground-cover and small or large bushes.



It is then glued into the model landscape using Grass Glue (ref. 61130 or 61131) or Landscaping Glue (ref. 61133).

Leaf Foliage and Leaf Foliage Sets



The popular NOCH Leaf Foliage is made of a very finely-cut, special material. The individual leaves have a deceptively real leafy shape. They are great for flocking trees or bushes or creating ivy, ground cover and deciduous forest cover. The Leaf Foliage is available in individual packs as well as in the Leaf Foliage Set with various shades of green or the Autumn Leaf Foliage Set.




07167 Leaf Foliage Set
olive, light green
medium green, dark green



07168 Autumn Leaf Foliage Set
yellow, red, redbrown
orange-brown



07142 Leaves
light green, 50 g bag



07144 Leaves
medium green, 50 g bag


07152 Leaves
light green, 100 g container

07154 Leaves
medium green, 100 g container

i **Craft Tip:**
Leaf Foliage

NOCH Leaf Foliage is ideal for adding leaves to the NOCH Natural Trees (ref. 23100; see 'Trees and Bushes' chapter). Spray the Natural Trees with Spray Glue (ref. 61151) or with Landscaping Spray Glue (ref. 61141) and sprinkle over the leaves with the PROFI Shaker (ref. 08099).



07146 Leaves
dark green, 50 g bag



08099 PROFI Shaker, empty
Small tub, big effects: perfect for storing and applying the PROFI Leaf Foliage product. With a practical sieve and scatter insert.

Lichen

This 100% real Iceland lichen is pretreated and then dyed and thus retains its natural springiness for as long as possible. It is perfect for creating bushes, hedges or ground cover.



08610 Lichen
light and dark green assorted
35 g bag



08630 Lichen
autumn mix, 35 g bag

08621 Lichen
light and dark green assorted
75 g bag


08620 Lichen
autumn mix, 75 g bag



08600 Lichen
stone grey, 35 g bag

Reed Assortment

Thanks to three realistic colours of the Reed Assortment, you can imitate pastures, reeds or ears of wheat that grow, e.g. around lakes, ponds or flowing brooks.



07060 Reed Assortment
green, beige, brown



Natural Stones

Nothing looks more realistic than natural products. That's why NOCH chooses natural stones for model landscaping. All stones are finely ground and sorted by size.



09202 Coal
250 g bag



09203 PROFI Rocks 'Coal'
100 g bag



09204 Chippings Lahn
250 g bag



09214 Boulders
250 g bag



09216 Sandstone Boulders
250 g bag



09226 Rock Boulders Hegau
250 g bag




PROFI Rocks 'Rubble'

Steep mountains and rocky slopes are among the most impressive motifs that can be recreated in a model landscape.

Small and large rocks and boulder blocks regularly break away from cliffs and crags and then accumulate in screes, beneath steep mountain walls or in riverbeds. The PROFI Rubble from NOCH is ideal for recreating such

rock formations, screes and wonderful riverbeds and lakebeds in your model, and for adding detail. The rubble is available in three different granulations, which can be used alone or mixed together.



09228 PROFI Rocks 'Rubble'
fine, 80 g bag,
grain 1 mm – 2 mm



09230 PROFI Rocks 'Rubble'
medium, 80 g bag
grain 2 mm – 5 mm




09232 PROFI Rocks 'Rubble'
coarse, 80 g bag
grain 6 mm – 16 mm



Sand and Gravel

You can design beautiful dream beaches and realistic country lanes with these fine, natural products. The Sand is available in two granulations: fine and medium.


The Gravel is much coarser, though perfectly complements the colour of the Sand. All three products can also be used mixed together.



09234 Sand
fine, 250 g bag



09235 Sand
medium, 250 g bag



09237 Gravel
250 g bag





Ballast

Ballast and stones play a very important role when designing a realistic model landscape.

Typically, track ballast is mined by region and therefore reflects the colour of the rocks and stones of that region.



HO TT

09372 Ballast
brown, 250 g bag

N Z

09172 Ballast
brown, 250 g bag




HO TT

09374 Ballast
grey, 250 g bag

N Z

09174 Ballast
grey, 250 g bag



HO TT

09376 Ballast
dark grey, 250 g bag
suitable for Märklin® C-Track




HO TT

09361 PROFI Ballast 'Limestone'
beige brown, 250 g bag

N Z

09161 PROFI Ballast 'Limestone'
beige brown, 250 g bag



HO TT

09363 PROFI Ballast 'Granite'
grey, 250 g bag

N Z

09163 PROFI Ballast 'Granite'
grey, 250 g bag



HO TT

09365 PROFI Ballast 'Basaltic Rock'
dark grey, 250 g bag

N Z

09165 PROFI Ballast 'Basaltic Rock'
dark grey, 250 g bag




HO TT

09367 PROFI Ballast 'Gneiss'
red brown, 250 g bag

N Z

09167 PROFI Ballast 'Gneiss'
red brown, 250 g bag




HO TT

09380 PROFI Ballast
grey, 250 g bag

N Z

09180 PROFI Ballast
grey, 250 g bag



HO TT

09381 PROFI Ballast
brown, 250 g bag

N Z

09181 PROFI Ballast
brown, 250 g bag

Ballast Glue

Thanks to the nozzle of the Ballast Glue, it is even easy to reach inaccessible spots.

Usage: spread the loose ballast between the sleepers and then drizzle on the Ballast Glue.



61134 Ballast Glue
130 g

Natur+ Meadows and Fields

Natur+

The Natur+ Meadows and Fields are super realistic blends of various high-grade, electrostatically processed grass fibres. The fibres are applied one after the other in a specially developed process. This technology and the mixture of different fibre colours and lengths make for an amazingly realistic appearance. The wafer-thin backing on the grass fibres helps to keep the specially developed transparent adhesive permanently flexible.

Due to their special make-up, Natur+ Meadows and Fields can be easily adapted to various types of surface, such as hills, railway embankments, hollows, etc. Each pack also contains 10 colour-matching grass tufts for the realistic design, or the optimal design of transitions. Using Natur+ products is very simple: the meadows and fields are either installed in the landscape as they are or torn cut into small pieces and stuck on.

Super realistic!



Info Tip:

Advantages of Natur+ Meadows & Fields

- Grass fibres in different lengths (2.5 mm to 12 mm) and colours are flocked one after the other in a special process.
- Extra thin backing layer made of flexible special adhesive
- Easy to lay, including on uneven ground
- Very easy to work with (cut, tear, glue)
- Includes grass tufts for a realistic design



07403 Natur+ 'Summer Meadow'
in three colours
22 cm x 20 cm, with 10 grass tufts



07421 Natur+ 'Cornfield'
extra long yellow fibres in
one colour with golden tips
22 x 20 cm, 10 grass tufts



07442 Natur+ 'Swimming Lake'
 swimming lake, meadow
 flocked in three colours
 22 cm x 20 cm, 10 grass tufts

Natur+ 'Arable Land' Made of Hard Foam

As a special highlight, we present this natural-looking Arable Land from the Natur+ series, which is made of our well-known Structured Hard Foam. The arable topsoil has been brought to the surface as if freshly ploughed. To decorate the scenery, 10 grass tufts are included as well.



HO TT 07450 Natur+ 'Arable Land'
 21 cm x 19 cm, with 10 grass tufts





Best value!

Product Highlights:

- Affordable way to get started with realistic model landscaping
- Easy to work with: unpack, cut to size, and stick on
- Natural effect thanks to different grass fibre colours and lengths

The Affordable Way to Get Started with Realistic Model Landscaping

Natur+ Mini Mats

Natur+



The reasonably priced Natur+ Mini Mats are a small but refined innovation for getting started with realistic model landscaping. With Natur+ Mini Mats, you can make your model landscape even more natural-looking. While only one fibre length and colour comes into play with normal grass mats, Natur+ Mini Mats are flocked with two different grass fibre lengths and colours. By electrostatically charging the fibres during the production process, we ensure that they are perpendicular to the base and thus appear like real grass.

An additional plus of the Natur+ Mini Mats is the unproblematic processing. The mat is cut to the appropriate shape and size with scissors and stuck in the model landscape with NOCH Grass Glue (ref. 61130 or 61131). Each pack contains two Natur+ Mini Mats, which are colour coordinated. By combining the two mats, an additional natural effect is brought about in the model landscape.

Pro tip: Any transitions and edges can be perfectly concealed with NOCH Grass Tufts. The large selection of grass tufts can be found in the NOCH catalogue or online at www.noch.com.



07470 Lush Meadow
2 pieces, each 25 cm x 25 cm



07471 Reed Meadow
2 pieces, each 25 cm x 25 cm



07472 Natural Meadow
2 pieces, each 25 cm x 25 cm



Craft Tip:
Processing the Natur+ Mini Mats



The Natur+ Mini Mats are conveniently and securely packed.



The Natur+ Mini Mat is cut to the desired shape and size.



The base is coated with NOCH Grass Glue (ref. 61130 or 61131).



The Natur+ Mini Mat is stuck into the scene.

Grass Strips, Grass Tufts and Grass Tufts Mini Sets

Field paths, river embankments or grasses underneath crash barriers or at the outskirts of forests as well as other scenes can be implemented easily and effectively with the practical Grass Strips and Grass Tufts. You can create natural-looking vegetation within the blink of an eye – with the Grass Tufts even in an XL version! All of the products shown on these two pages are particularly easy to use, since they are highly flexible and can

therefore be installed in your landscape easily.

The Grass Tufts Mini Sets are very good for smaller building projects. As with the large packs, the Mini Sets include 'normal' grass tufts with a fibre length of 6 mm and extra-long grass tufts with a fibre length of 9 mm.



07125 Grass Tufts 'light and dark green'
6 mm, different shades of green
18 strips and 18 tufts

HO TT 07136 Lavender
Grass tips refined with fine purple flock
18 strips and 18 tufts

Green Grass Tufts

6 mm



9 mm

07009 Grass Tufts
'dark green, medium green'
brown, golden yellow
104 pieces, 6 mm

07005 Grass Tufts XL
'beige green, dark green
brown', 104 pieces, 9 mm

07127 Grass Tufts
'light and dark green'
different shades of green,
104 pieces, 6 mm

07006 Grass Tufts XL
dark green, medium green
brown, golden yellow
104 pieces, 9 mm

07032 Grass Tufts Mini Set
green flock, 42 pieces, 6 mm

07044 Grass Tufts Mini Set XL
'Meadow'
42 pieces, 9 mm

07037 Grass Tufts Mini Set
'Meadow'
42 pieces, 6 mm

Refined Grass Tufts

6 mm



9 mm

07034 Grass Tufts Mini Set
'Field Plants'
green flock, 42 pieces, 6 mm

07011 Grass Tufts XL 'blooming'
red, yellow, light green
dark green, 104 pieces, 9 mm

07035 Grass Tufts Mini Set
'blooming'
red flock, 42 pieces, 6 mm

07041 Grass Tufts Mini Set XL
'Field Plants'
green flock, 42 pieces, 9 mm

07133 Grass Tufts 'Field Plants'
light, medium and dark green
flock, 104 pieces, 6 mm

07042 Grass Tufts Mini Set XL
'blooming'
red flock, 42 pieces, 9 mm

07135 Grass Tufts 'blooming'
yellow, red, white flock
104 pieces, 6 mm

07043 Grass Tufts Mini Set XL
'blooming'
yellow flock, 42 pieces, 9 mm



07012 Grass Tufts 'Wild Flowers'
multi-coloured flocked
52 pieces with 6 mm and
52 pieces with 9 mm


07013 Grass Tufts 'Field Flowers'
multi-coloured flocked
52 pieces with 6 mm and
52 pieces with 9 mm



Remove Grass Tufts from the packaging, ...



prepare them with a drop of glue, ...



and place them in the landscape.

Innovative & Creative!



Little Innovation, Big Impact!

PROFI Grass Tufts

It's all in the blend! NOCH PROFI Grass Tufts are particularly realistic through the use of different grass fibres, stones, scatter and flock. This allows special tufts to be created for very special applications. The PROFI Grass Tufts are suitable for designing model railway layouts and landscapes but are also ideal for modellers who want to decorate a diorama or model base.

Application Tip:

NOCH Landscaping Glue (ref. 61133) is suitable for glueing on the tufts individually. If you'd like to integrate the tufts into a meadow, for example, you can also place them on the surface previously coated with NOCH Grass Glue (ref. 61130 or 61131). Finally, apply scatter, flock and grass fibres as usual and thus wonderfully 'integrate' the tufts to form a homogenous green area.



06900 PROFI Grass Tufts 'Blossoming'

*flocked in multiple colours
25 pieces, 9 mm*



06910 PROFI Grass Tufts 'Dry Grass'

*green, beige, with brown flock
25 pieces, 6 mm*



06920 PROFI Grass Tufts 'Stony'

*green, beige, with white & beige stones
25 pieces, 6 mm*



06921 PROFI Grass Tufts 'Stony'

*green, beige, with grey stones
25 pieces, 6 mm*



Bring Some Colour into Model Nature!

Flowers

Flowers can be found virtually everywhere. For example, roses, tulips, dahlias and daffodils are specifically planted in gardens and flower beds. But we can also find daisies, primroses, cornflowers, lavender and many other colourful species in the great outdoors, at the edge of forests or paths and by streams and ponds.

Our Flowers are a wonderful little innovation: in a bed made of 4 mm-long green fibres are some 9 mm-long fibres that have been flocked in colour. In this way, wonderfully natural-looking flower beds can be reproduced in a model.

Each of the two sets contains a total of 250 flowers in five different colours.

The colours of the flowers in the set with reference 06800 are more colourful overall. With this set, tulips, roses, narcissi, daisies, daffodils, dahlias, and many more can be planted in a model.

The colours of the blossoms in the set with reference 06805 are slightly more muted and thus ideal for less flashy flowers. They are therefore suitable for cornflowers, lavender, forget-me-nots and various forest and meadow flowers. The Flowers are removed from the box and fixed in the model landscape with a drop of adhesive.

We recommend you use NOCH Landscaping Glue (ref. 61133), but hot glue or all-purpose glue are also ideally suited.



Craft Tip:
Processing the Flowers



The Flowers are removed from the pack ...



... and put in the model scene with Landscaping Glue.



06800 Flowers

250 pieces, red, blue, yellow, pink and white



06805 Flowers

250 pieces, green and yellow, blue and white heather, cornflowers, lavender



For the Perfect Decoration

Ornamental Plants

The elaborately handcrafted Ornamental Plants are lovely decorative objects for parks, buildings, pedestrian zones, gardens and much more.



HO 14009 Flower Boxes, blooming, red, white and yellow
12 Flower Boxes



HO 14010 Flower Boxes, blooming, red
12 Flower Boxes



HO 14012 Ornamental Plants in Pots
9 Flower Pots

N 14080 Ornamental Plants in Pots
(illustration similar) 9 Flower Pots



HO 14020 Ornamental Plants in Tubs
3 Flower Tubs



HO 14024 Palms
3 pieces



HO 14031 Flowers in Pots
9 Flower Pots

N 14084 Flowers in Pots
9 Flower Pots



N 14082 Ornamental Plants in Tubs
9 Flower Tubs



HO 14885 Flowerpots
27 Flower Pots and Troughs

Super Realistic Miniature Plants!

Laser-Cut minis +

Laser-Cut minis + are a top innovation in model landscaping. They make designing realistic scenes even easier! The highly filigree plants are laser-cut, then elaborately formed by hand and additionally refined in part with flower flock.

The Laser-Cut minis + are available in two versions: either in a practical 'DIY planting' blister pack or ready-planted in flowerpots or flower tubs.



H0 14050 Flower Garden
17 plants (Lily, red Foxglove, Sage, Roses, blooming Flowers)



H0 14056 Field Plants and Wild Flowers
17 plants (Poppy, Fern, Stinging Nettles, blooming Flowers, Broom)



H0 14052 Water- and Riverside Plants
17 plants (Pickeralweed, Butter Bur, Water Lilies, Wild Rye, Reed)

It's so easy to work with Laser-Cut minis +

The advantages at a glance:

- Completely 'ready-to-plant' mini plants
- Super realistic thanks to laser cutting and flocking
- Elaborately flocked by hand



Remove the Laser-Cut minis + Plants from the packaging,...



prepare them with a drop of glue, ...



and insert them into your model landscape!

Gardening can be so Easy!

Deco Minis

Deco Minis are prefabricated small vegetable plots equipped with different plants. The Deco Minis are simply removed from their packaging and glued onto the model landscape.

The Bed Edgings are practical and pretty. The set contains laser-cut items to border two attractive vegetable or flowerbeds.



HO 13214 *Bed Edgings*
2 pieces, each 6.5 cm x 4 cm



HO 13215 *Tomato Plants*
6 plants, 3 cm x 6 cm



HO 13216 *Cauliflower*
16 plants, 3 cm x 6 cm



HO 13219 *Pumpkin*
8 plants, 3 cm x 6 cm



HO 13223 *Rose Bed*
12 plants, 3 cm x 6 cm

Harvest Time at Last!

Hay and Straw Bales



The dried stalks that are left over when grain is harvested are called straw. It is pressed into bales to make it easier to transport and to save space. In agriculture, straw is used as feed and bedding. But it is also used as insulation in construction, fuel or raw material for huts, mats and baskets.

The pack contains 36 model straw bales, each 0.5 cm x 0.8 cm x 1.2 cm in size.



HO 07461 Straw Bales
36 pieces, 0.5 cm x 0.8 cm x 1.2 cm



Huge hay bales can be seen in the fields during harvesting. Perfect companion to the Nature+ Cornfield from NOCH (ref. 07421).

The pack contains 18 model Hay Bales each 1.3 cm x 1.5 cm x 1.3 cm in size.



HO 07460 Hay Bales
18 pieces, 1.3 cm x 1.5 cm x 1.3 cm



Pure Realism in Miniature!

Laser-Cut minis

NOCH Laser-Cut minis are a series of small, realistic laser-cut plants and laser-cut kits. The miniature plants are laser-cut from sturdy, multicoloured, printed special paper. The readers of 'Eisenbahn Magazin' (a German model railway magazine), named this innovation Model of the Year in 2009. Since then, the Laser-Cut minis have been developed further and made even more delicate, so the finest details and structures



are visible. Due to the composition of the special paper, they are very stable and malleable at the same time. In addition, they do without the artificial shine of plastic products. It doesn't get more natural! The Laser-Cut minis kits are highly detailed models at a low price. They liven up the scenery and have a place on every model landscape. You'll find more kits from page 276 onwards in this catalogue.

Laser-Cut minis Plants



HO 14100 Fern
9 plants

N 14606 Fern
18 plants



HO 14102 Reed
16 plants

N 14608 Reed
16 plants



HO 14107 Vegetable Garden Set
6 Leeks, 5 Courgettes, 15 Turnips

Made in Germany 



HO 14114 Lotus Flower
Total area approx. 60 cm²



HO 14118 Rambler Roses
6 plants



HO 14132 Virginia Creeper
12 plants



HO 14138 Stinging Nettle
10 plants



In many specialist shops, the Laser-Cut minis are presented on an attractive stand.




HO 14140 Water Lilies
18 plants

i **Craft Tip:**
Laser-Cut minis

Usage is very simple: the Laser-Cut minis are shaped by hand and fixed onto the model landscape with a drop of standard commercial glue. The finished mini plants can also be stuck in flowerpots and tubs. This creates unique flower


configurations for village squares and buildings. The Flowerpots (ref. 14885), which can be found on page 170, are ideally suited to this.



The plant is peeled out of the backing paper, ...



then carefully moulded into the desired shape by hand...



and secured in the model landscape with a drop of glue.



Alternatively, the plants can be glued into flowerpots.

Laser-Cut minis Kits



Laser-Cut minis are lovingly designed, inexpensive small kits that are sure to find a place in any model landscape.



H0 66805 Laser-Cut Decoration Set 'In the Garden'
 Contents: 1 Green House (ref. 14357), 2 Cold Frames (ref. 14358)
 1 Pergola



H0 66806 Laser-Cut Decoration Set 'In the Forest'
 Contents: 1 Forest Lodge (ref. 14342)
 1 Raised Hide (ref. 14341)
 1 Cratch (ref. 14343)



H0 14341 Raised Hide
 3 cm x 3 cm, 5.4 cm high

TT 14433 Raised Hide
 2.1 cm x 2.3 cm, 4 cm high

N 14633 Raised Hide
 1.6 cm x 2.1 cm, 3 cm high



H0 14342 Forest Lodge
 6.5 cm x 5.1 cm, 4 cm high

TT 14434 Forest Lodge
 4.7 cm x 3.7 cm, 2.8 cm high

N 14634 Forest Lodge
 3.5 cm x 2.8 cm, 2.2 cm high



H0 14339 Mountain Shelter
 6.5 cm x 6 cm
 4.2 cm high



H0 14343 Cratch
 2 pieces
 2.8 cm x 1.4 cm, 2.4 cm high



H0 14379 Cattle Shelter
 6.2 cm x 4.2 cm,
 3.0 cm high



H0 14336 Village Chapel
 4.2 cm x 3.6 cm,
 8.1 cm high

N 14687 Village Chapel
 2.3 cm x 2 cm,
 4.5 cm high





HO 14263 Event Pavilion
9.2 cm x 4.5 cm, 3.6 cm high



HO 14105 Flower Island
2 pieces (without plants)
each 4.5 cm x 3 cm, 0.6 cm high

N 14609 Flower Island
2 pieces (without plants)
each 2.4 cm x 1.8 cm, 0.4 cm high



HO 14230 Timber Fence
42 cm
1.5 cm high



HO 14357 Green House
4.2 cm x 2.4 cm
2.6 cm high



HO 14397 Sauna with View
(without figures)
8.9 cm x 4.3 cm, 3.5 cm high



HO 14359 Outhouse
2 pieces, 1.4 cm x 1.5 cm, 2.7 cm high

N 14636 Outhouse
2 pieces, 0.8 cm x 0.9 cm, 1.5 cm high



HO 14361 Garden Plot Shed
5.4 cm x 5.2 cm
3.3 cm high

TT 14435 Garden Plot Shed
3.9 cm x 3.8 cm
2.4 cm high

N 14635 Garden Plot Shed
2.9 cm x 2.8 cm
1.8 cm high



HO 14377 Henmobile
6.0 cm x 4.3 cm, 2.9 cm high



HO 14347 Bee House
4.9 cm x 4.9 cm, 3.6 cm high

The Ideal Basis when Becoming a Model Railway Hobbyist




NOCH Grass and Ballast Mats

Here, you will be 'spoilt for choice' with five different shades of green and many different dimensions.

For the Gravel Mats, you have a choice between the 'Grey' and 'Beige' variants. A solid, heavy-duty special paper forms the underlay of the densely flocked, decidedly natural-looking mats with vertical grass fibres.

- 1 **00020 Grass Mat 'Spring Meadow'**
300 cm x 100 cm
- 1 **00290 Grass Mat 'Spring Meadow'**
200 cm x 120 cm
- 1 **00010 Grass Mat 'Spring Meadow'**
200 cm x 100 cm
- 1 **00260 Grass Mat 'Spring Meadow'**
120 cm x 60 cm
- 2 **00012 Grass Mat 'Summer Meadow'**
200 cm x 100 cm
- 2 **00280 Grass Mat 'Summer Meadow'**
120 cm x 60 cm
- 3 **00013 Grass Mat 'Meadow'**
200 cm x 100 cm
- 3 **00265 Grass Mat 'Meadow'**
120 cm x 60 cm
- 4 **00011 Grass Mat 'Flower Meadow'**
200 cm x 100 cm
- 4 **00270 Grass Mat 'Flower Meadow'**
120 cm x 60 cm
- 5 **00230 Grass Mat**
dark green, 120 cm x 60 cm, ideal for the christmas manger
- 6 **00080 Gravel Mat**
grey, 120 cm x 60 cm
- 7 **00090 Gravel Mat**
beige, 120 cm x 60 cm



Craft Tip: Grass Mats

You can work on the mats as a whole or cut into smaller pieces. The grass mat can simply be glued on with NOCH Spray Adhesive 'Haftfix' (ref. 61151). The glue used on the mats is water-soluble. If you carefully moisten the grass with a brush, you can scrape off the fibres after a few minutes and then design streams and paths.

Practical and Organised

Grass Mat Display for Specialised Dealers

71190 Grass Mats display, empty
the ideal presentation solution
for all NOCH Grass Mats
Dimensions:
32 cm x 32 cm, 47 cm high




Mini Grass Mats for Quick and Uncomplicated Use!

NOCH Mini Grass Mats are particularly suitable for adding greenery to small areas. For this purpose, you can simply cut them to size with scissors or a craft knife and then stick them in the desired place. Ideal for railway modellers, Nativity and diorama builders.

Already available at your local dealer.


Tip: we recommend NOCH Grass Glue (ref. 61130 or 61131) for glueing.




00005 Mini Grass Mat
45 cm x 30 cm




76715 Assortment
of 60 Mini Grass Mats
in a practical
self-service carton
assorted colours



00006 Mini Grass Mat 'Spring'
45 cm x 30 cm, set with 4 pieces



00007 Mini Grass Mat 'Meadow'
45 cm x 30 cm, set with 4 pieces



00008 Mini Grass Mat 'Flower Meadow'
45 cm x 30 cm, set with 4 pieces



A Green Christmas? Not with Us!

When the first flakes of snow dance through the air towards the end of the year, it is not only children's eyes that light up... Winters have to be white – that just goes with the territory in our neck of the woods. Many model railway fans do not want to forgo ice crystals and snowflakes on

their layouts and devote themselves to long evenings of lovingly designing a winter landscape. To make your landscape look as natural as possible, NOCH offers a wide range of products specifically catered to this cold, white season. Guaranteed to warm your heart!



Winter

Build a Winter Landscape – from page 182
• For temporary and permanent winter layouts

Winter Trees – from page 188
• Snowy woods and illuminated Christmas trees

• **Winter Figures – from page 190**
• Large assortment of winter figures and scenes
• Popular gift idea: Figures Advent Calendars

Christmas Market Stalls – from page 192
• High-quality Laser-Cut Kits

Decorative Advent Calendar – from page 194
• Little crafting joy for every day of Advent

The Model Railway in a Briefcase – from page 195
• Lovingly decorated and hand-painted Briefcase Layouts made of high-grade NOCH hard foam in an aluminium case



Make the Perfect Winter Landscape!

Perfect Set 'Winter Landscape'

Building winter landscapes is becoming increasingly popular. Nevertheless, there is often some reticence among hobbyists because 'winter' is a new theme for many of them. But what initially looks complicated is easy when you have the right materials to hand. And these very materials can be found in the Perfect Set 'Winter Landscape'. From designing the snowy landscape with white 'snowflakes' to modelling snowy surfaces and snow mounds, to designing icy surfaces and icicles, you'll find all the items you need to build a perfect winter landscape in the set. The Perfect Set includes a detailed instruction video on DVD. So your project is guaranteed to succeed!



60815 Perfect Set 'Winter Landscape'

*Contents: Start Set Snowflakes, contains: 50 g Snow Glue
25 g Snowflakes and Puffer Bottle (ref. 07065)
Snow Paste, 250 g (ref. 08752)
Ice Crystals, 30 ml (ref. 08754)
Icicles, 30 ml (ref. 08756)*



Start Set Snowflakes: this set makes designing a wintery landscape a success. The Snowflakes are electrostatically flocked with the Puffer Bottle. The result: a shimmering, silky white, snowy surface.

Snow Paste: this multi-purpose material is an all-rounder in the designing of winter landscapes. From snow-coated rooftops and trees, to snow mounds and snowdrifts, to snowmen, almost any wintery landscape can be created with Snow Paste.

Ice Crystals: the Ice Crystals paste conjures up a beautiful, crystal-clear, glittering icy surface on almost every surface. The versatile paste is applied directly onto model water, model roads or the window panes of model houses and vehicles.

Icicles: the Icicles mixture is applied straight from the tube onto model roofs, bridges, projections, walls, etc. The mixture dries crystal clear after 2-3 hours.




Craft Tip:
Perfect Set 'Winter Landscape'



The Snow Paste contained in the Perfect Set is great for creating snow mounds and snowdrifts on the ground.



With the Snow Glue, the Puffer Bottle and the Snowflakes, a fluffy covering of snow can be created on it.



The Icicles can be applied to exposed sites (e.g. roofs, projections and bridges) straight from the tube.



A real winter wonderland! Designs turn out very convincing with the NOCH Perfect Set.

Build a Winter Landscape

Start Set Snowflakes

In the Start Set Snowflakes, you'll find everything you need to make a quick start in designing a winter landscape: 50 g of Snow Glue, a Puffer Bottle and 25 g of Snowflakes. Application is super easy: first, the area to be covered with snow is pasted with snow glue. Then, half fill the puffer bottle with snowflakes. By shaking the puffer bottle, the 1 mm-long snowflakes are electrostatically charged and then 'blown' onto the snow glue by pressing down on the puffer bottle. This creates a magical, velvety soft blanket of snow that looks like freshly fallen powdered snow.



07065 Start Set Snowflakes
Puffer Bottle, 50 g Snow Glue
25 g Snowflakes



Snowflakes

The innovative NOCH Snowflakes are special fibres with a length of only 1 mm, with which you can conjure up fascinating winter landscapes at the drop of a hat.

The area to be covered with snow is first pasted with Snow Glue (ref. 61138). The Snowflakes are then applied with NOCH Gras-Master 3.0 (refs. 60110) or the Puffer Bottle (ref. 08100).

As if by magic, a glistening velvety blanket of snow appears, which looks like freshly fallen powdered snow.

The resulting winter idyll can be detailed with NOCH Snow Paste (ref. 08752). If there is no Snow Glue to hand, the Grass Glue (ref. 61130 or 61131) can also be used. However, the landscape to be covered with snow should first be primed in white.

Note: for a snowy landscape of one square metre, approx. 75 g of Snowflakes and 500 g of Snow or Grass Glue are required.

Snow Glue

Snow Glue is perfect for applying NOCH Snowflakes. It dries white, eliminating the need to prime the substrate before applying snow.



08760 Snowflakes
75 g



61138 Snow Glue
250 g



Craft Tip:

Electrostatic application of snowflakes

The short 1 mm snowflakes can be electrostatically applied with the Gras-Master 3.0 (refs. 60110) or the Puffer Bottle (ref. 08100).

As a result, they stand upright on the areas already coated with snow glue and thus give the impression of freshly fallen snow.



The surface is pasted with Snow Glue.



Snowflakes are then applied with the finest sieve of Gras-Master 3.0...



or the NOCH Puffer Bottle.



Create Your Own Winter Wonderland!

Snow Paste

Snow Paste enchants objects and landscapes into a true winter wonderland. The shimmering silky paste is applied with a spatula or paintbrush and dries after only 2 to 3 hours. The Snow Paste can even be modelled by hand, to reproduce snow mounds or snowdrifts or snowmen, for instance. If the paste is diluted with water, it can be ideally applied to trees and bushes. In order to cover the roofs of houses or very smooth surfaces with snow, we recommend that a thin layer of NOCH Snow Glue (ref. 61138) be applied first.

The Snow Paste is used after the Snow Glue has dried. The combination of NOCH Snow Paste and NOCH Snowflakes transforms your model into a fairytale winter landscape. Try it out!



08752 Snow Paste
250 g



Winter Set

The NOCH Winter Set contains everything necessary for building a wintery landscape. The shimmering silky snow paste can easily be applied with a spatula or paintbrush onto the landscape, roofs of houses, trees and vehicles. It even lends itself to modelling by hand; for example, for creating a snowman or heaps of snow.

Ice sheets on lakes or on roads can be portrayed with NOCH Ice Crystals. This can be applied with a spatula or bristle brush and moulded to the desired thickness.

To make the winter landscape perfect right down to the details, roof overhangs can be decorated with NOCH Icicles. These can be attached to the model directly from the tube: simply hold it underneath and squeeze out the milky substance while simultaneously pulling the tube away.

In this way, you can control the length and thickness of the icicles.

The icicles dry crystal clear and hard (see page 187).



08758 Winter Set

120 g Snow Paste, 10 ml Ice Crystals
10 ml Icicles, 1 spatula



Craft Tip:

Create wintery landscapes with the NOCH Winter Set



The Snow Paste is applied with a spatula or paintbrush onto the landscape.



The Ice Crystals provide frozen waters for wintery effects.



Icicles can be applied to roofs straight from the tube.

Play with Jack Frost!

Ice Crystals

Freezing at room temperature? Not a problem with NOCH Ice Crystals! It can be applied to a frozen lake or pond, roads or windows, straight from the tube and then worked on with a paintbrush.

The Ice Crystals harden after about two to three hours.

The result is a beautiful, crystal-clear, glittering icy surface.



The Ice Crystals are squeezed out of the practical tube and spread around with a fine paintbrush.



08754 Ice Crystals
30 ml



Icicles

You can design stylish and unique icicles (e.g. on roofs, projections or bridges) at the drop of a hat with NOCH Icicles. The Icicles mixture is applied onto the surface to be decorated straight from the tube and hardens crystal-clear after two to three hours. Modelling is very simple: hold the tube underneath a gutter, for example; then gently squeeze while simultaneously pulling the tube downwards. This allows you to customise your icicles to the thickness and length of your liking. Particularly impressive shapes arise when the tube is also rotated in a spiral during this process.



08756 Icicles
30 ml



The Icicles tube is placed directly on the roof overhang ...



and gently squeeze out the contents of the tube while pulling it down.



The resulting icicles dry out crystal clear after a couple of hours.



Powdery Snow

You can create a fascinating winter landscape on your model railway layout with NOCH Powdery Snow. How it completely changes the atmosphere of your model landscape will be sure to inspire you! An advantage of the Powdery Snow is that you can design an excellent temporary winter atmosphere. The special white, glittering powder is water-repellent and can be removed from your layout with a Hoover, leaving no residue.

If you'd like your model landscape to be permanently snowy, use NOCH Spray & Fix Adhesive (ref. 61152).



08750 Powdery Snow
glittering, white powder for reproducing winter landscapes, for sprinkling
200 g package



Winter Trees

Illuminated Christmas Trees

The Christmas Tree is the star of any Christmas celebration. Whether it's a small tree in the living room or a large tree in the middle of the market square at a Christmas market, the Christmas spirit is awakened as soon as the lights come on. The NOCH Christmas Trees are equipped with white LEDs, which radiate pleasantly warm light, similar to a string of fairy lights with lightbulbs.

By the way: the gauges that we give to the trees are only recommendations. You can also use the small tree for O gauge or set up the large one on a city square in N gauge. Let your imagination run wild!

The connection is made to the light output of a standard 16 V model railway transformer. Suitable for AC or DC power supply.



HO TT N Z

22110 Illuminated Christmas Tree
snowy, with 10 LEDs, 5 cm high

O HO TT N

22120 Illuminated Christmas Tree
snowy, with 20 LEDs, 8 cm high

O HO TT

22130 Illuminated Christmas Tree
snowy, with 30 LEDs, 12 cm high



HO TT N Z

22111 Illuminated Christmas Tree
green, with 10 LEDs, 5 cm high

O HO TT N

22121 Illuminated Christmas Tree
green, with 20 LEDs, 8 cm high

O HO TT

22131 Illuminated Christmas Tree
green, with 30 LEDs, 12 cm high



Snowy Fir Trees				
Ref.	Description	Height in cm	Qty.	Gauge
26828	Snowy Fir Trees	5 - 14	25	H0, TT
26928	Snowy Fir Trees	5 - 14	10	H0, TT
32828	Snowy Fir Trees	3.5 - 9	25	N, Z

Snowy Fir Trees

Pack and Economy Pack with 10 or 25 beautifully snowy trees of different heights.

- In different sizes and shapes
- With realistic, irregularly cut branch tips
- Coloured wintery white
- With realistic roots



Classic Winter Trees

With the Classic Winter Trees, you can design enchanting winter wonderlands and snowy forests on amazing dioramas.



H0 TT N Z 25075 Winter Trees
7 pieces, approx. 8 cm - 10 cm high



H0 TT N Z 25087 Snowy Fir Trees
7 pieces, approx. 8 cm - 12 cm high

PROFI Tree Structures

Many passionate modellers have expressed a desire for the NOCH range to include large trees without leaf foliage.

The possible uses of these Tree Structures are very diverse. On the one hand, you can make your own beautiful model trees out of the 'naked' trees. On the other hand, they are also the ideal template for splendid winter trees (see craft tip on page 212).



H0 TT N 22010 Tree Structure 'Beech Tree'
13 cm high



O H0 TT N 22020 Tree Structure 'Lime Tree'
18.5 cm high

Winter Figures



HO 15523 *People in the Rain*



HO 15616 *Chopping Wood*

N 36616 *Chopping Wood*



HO 15732 *Deer*

TT 45732 *Deer*

N 36732 *Deer*



HO 15819 *Children in Snow*

TT 45819 *Children in Snow*

N 36819 *Children in Snow*



HO 15823 *Ski Tourers*



HO 15821 *Children in the Snow*

TT 45821 *Children in the Snow*

N 36821 *Children in the Snow*



HO 15824 *Ice Skaters*

N 36824 *Ice Skaters*



HO 15826 *Snowboarders*



HO 15827 *Skiers*



HO 15828 *Skiers*

N 36828 *Skiers*



HO 15829 *Skiers*



HO 15920 *Santa Claus and Angels*



HO 15923 St Nicholas' Evening



HO 15924 Santa Claus with Sleigh



HO 15926 Christmas Market

N 36926 Christmas Market



HO 15927 Selling Christmas Trees

N 36927 Selling Christmas Trees



HO 15928 Winter Work



HO 15929 Santa Claus & Knecht Ruprecht




HO 15930 Family Meier in Wintertime




HO 16220 Themed Figures Set 'Winter's Day'
 Contents: 6 Figures, 2 Bobsleighs
 2 Wooden Sledges, 2 Snowmen, 1 Snow Blower
 1 Snow Shovel (Small), 1 Snow Shovel (Large)
 1 Sleigh Shovel, 1 Snowboard, 1 Ski Stand with Skis




Laser-Cut Kit 'Christmas Market Stalls'

 The Small Buildings Set 'Christmas Market Stalls' is perfectly suited to giving NOCH Figures a contemplative pre-Christmas season. Here, mulled wine can be drunk, biscuits eaten and Christmas tree decorations bought. The kit comprises three typical laser-cut stalls, which bring atmosphere to any winter scene. Includes instructions and special adhesive.



HO 66412 Christmas Market Stalls
3 Laser-Cut Kits
3.8 cm x 2.7 cm, 3.4 cm high

Combined Set 'At the Christmas Market'


 The Combined Set 'At the Christmas Market', consisting of a Christmas Market Stall and a Fairy Light Chain of 10 cm in length and with 10 light diodes, perfectly sets the stage for your Christmas market and ensures the eyes of big and small children glow. The laser-cut kit is designed in the usual high-quality. The fairy lights are equipped with LEDs and integrated resistors and can be connected directly to a model railway transformer (16 V AC or DC).



HO 65610 Combined Set 'At the Christmas Market'
1 Laser-Cut Kit 'Christmas Market Stall'
3.8 cm x 2.7 cm, 3.4 cm high
1 Fairy Light Chain, 10 cm long

Scenery Set 'Christmas Manger'



 The depiction of Holy Night with baby Jesus, Mary, Joseph and accompanying animals, is probably one of the oldest ever modelling subjects. The Scenery Set is not just suitable for railway modellers, however. With the enclosed accessories, the Manger is also ideal for hobbyists and diorama builders.



HO 65620 Scenery Set 'Christmas Manger'
Laser-Cut Kit 'Christmas Manger', 11 cm x 6 cm, 5 cm high
'Manger Figures' (ref. 15922, 11 figures)
Scatter Material brown, 42 g (ref. 08440)
20 Grass Tufts, green
Mini Grass Mats, green, 28 cm x 22 cm

LED Fairy Lights


The LED Fairy Lights are available with 10, 20 and 30 LEDs. One LED is placed per centimetre. The Fairy Lights are suitable as lantern garlands for festivities, as stall lighting at a Christmas market, and much more! Connect to a 16 V model railway transformer. Suitable for AC and DC.

51240 Fairy Lights with 10 LEDs
Contents: string of lights with 10 LEDs,
length 10 cm, length of connecting cable 15 cm

51244 Fairy Lights with 20 LEDs
Contents: string of lights with 20 LEDs,
length 20 cm, length of connecting cable 15 cm

51248 Fairy Lights with 30 LEDs
Contents: string of lights with 30 LEDs,
length 30 cm, length of connecting cable 15 cm

Illuminated Pumpkins

 To set the right mood, not just for Halloween! Those who like to carve pumpkins, watch horror films, play 'trick or treat' and invite zombies and vampires to their costume party will get their money's worth with the five Illuminated Pumpkins. Connect to a 16 V model railway transformer. Suitable for AC and DC.



Video clip



HO 51210 Pumpkins, illuminated
Contents: 5 pieces, handpainted
each with 1 LED

On the Christmas Market

All items shown on this page are Laser-Cut Kits



HO 14391 Christmas Market Entry Arch
7.6 cm x 1 cm, ca. 7.9 cm high
The richly decorated entry arch made of real wood comes with labels in German, English, French, Spanish and Dutch.



N 14681 Christmas Market Entry Arch
4.3 cm x 0.6 cm, 4.5 cm high
The richly decorated entry arch made of real wood comes with labels in German, English, French, Spanish and Dutch.



HO 14394 Christmas Market Manger with Figures in Wood Look
7.5 cm x 3.5 cm, 3.5 cm high, incl. 8 figures



HO 14392 Christmas Market Stall
8 cm x 5 cm, 3.5 cm high

N 14682 Christmas Market Stall
4.5 cm x 3 cm, 2 cm high



HO 14393 Mulled Wine Stall
5 cm x 5 cm, 4 cm high

N 14683 Mulled Wine Stall
3 cm x 3 cm, 2.5 cm high



HO 14395 Christmas Market Pyramid
4.5 cm x 4.5 cm, 9 cm high



'Every Year Again ...'

H0, TT and N Gauge Figures Advent Calendar



As the proverb says, anticipation is half the pleasure. You can look forward to a new model figure every day before Christmas.

The Advent Calendar is the ideal gift for any railway modeller.

Note: So that you can use the figures on your model railway layout, the Advent calendars do not contain any winter or Christmas figures.

H0 15997 H0 Gauge Figures Advent Calendar
Contents: 24 figures

TT 45997 TT Gauge Figures Advent Calendar
Contents: 24 figures

N 36997 N Gauge Figures Advent Calendar
Contents: 24 figures



Our new Advent Calendar
will be released in September 2024!

No Time for Hobbies? We've Got the Solution!

Decorative Advent Calendar 'Right & Left Along the Tracks' H0 Gauge



H0 65592 Decorative Advent Calendar
'Right & Left Along the Tracks'



The 'peaceful' lead-up to Christmas is usually quite challenging: far too much work and far too little time for the nice things in life? We know all about that! So that your favourite hobby doesn't fall short of expectations at Advent, and you get to experience a bit of joy crafting, we've devised the NOCH Decorative Advent Calendar for you.

With the contents that you can see on the cover picture of the Advent Calendar, you add a little something to your model railway layout every day during Advent. They have been chosen so that the little accessories and figures are suitable for every layout.

Briefcase Layouts and Christmas Layout



You will find some very special winter models in the large NOCH range. Thanks to the model railways in the briefcase, you can take your layout safely packed and fully functional with you when travelling.

Decorate your living room festively with the fascinating Z-gauge Christmas Layout.

Detailed information on these items can be found from page 410 onwards in this catalogue.



Briefcase Layout 'St Anton' Z Gauge

- 57.5 x 43 cm, 16 cm high
- with illuminated buildings and illuminated Christmas tree
- ready-to-use, pre-mounted with Märklin® mini-club tracks
- supplied without locomotives and carriages
- see page 413

Briefcase Layout 'Interlaken' Z Gauge

- 79.5 x 54.5 cm, 16 cm high
- with illuminated buildings and illuminated Christmas tree
- ready-to-use, pre-mounted with Märklin® mini-club tracks
- supplied without locomotives and carriages
- see page 413

Z 88318 Briefcase Layout 'St. Anton'
with Minitrix® tracks

Z 88308 Briefcase Layout 'Interlaken'
with Märklin® mini-club tracks



Briefcase Layout 'Oberstdorf' N Gauge

- 79.5 x 54.5 cm, 16 cm high
- with illuminated buildings and illuminated Christmas tree
- ready-to-use, pre-mounted with Minitrix® tracks
- supplied without locomotives and carriages
- see page 414

'Winter Magic' Christmas Layout Z Gauge

- 35 x 35 cm, 15 cm high
- with illuminated buildings and illuminated Christmas tree
- ready-to-use, pre-mounted with Märklin® mini-club tracks
- supplied without locomotives and carriages
- see page 415

N 88415 Briefcase Layout 'Oberstdorf'
with Minitrix® tracks

Z 88063 'Winter Magic' Christmas Layout
with Märklin® mini-club tracks



Achieving a Realistic-Looking Slice of Nature all Depends on Getting the Colour Right

Paints and glues play an important role in modelling in general, and landscaping in particular. You can realistically age models and colour landscapes with paints of the NOCH range.

You will surely find the right product for every application in our large selection of glues.

G

1

0

HO

TT

N

Z



Paints and Glues

Paints – from page 198

- Ideal for ageing: *Rust Paint*
- For colouring water bodies: *Waters Colour Set*
- For painting landscapes:
Natural Paints Set and Landscaping Paints
- *Patina Marker and Detail Markers*: adheres to almost any surface, such as wood, cardboard, plaster, plastic, etc.

Glues – from page 202

- Here, you will find the optimal solution for every application

Growing Old Gracefully!

Rust Paint

NOCH Rust Paint gives all models – irrespective of the material – a rusty appearance in next to no time. Its usage is incredibly simple. Spray the product with NOCH Spray & Fix Adhesive (ref. 61152), then apply the extra fine iron base and oxidation substance. Chemistry takes care of the rest: after one to two hours, the treated material is already covered by a rusty surface, which is finally sealed by spraying it once more with Spray & Fix Adhesive.



61162 Rust Paint
10 ml oxidation medium
20 ml iron base extra fine



Waters Colour Set

The Waters Colour Set offers five ready-to-apply paints that are perfectly matched to the intended purpose. The set contains five realistic basic colours of 30 ml each: dark blue, ultramarine, turquoise, mud brown and white. Thanks to the dosing tips on the little bottles, the paints can be dispensed precisely.

So, you're sure to find the correct shade. It doesn't matter whether you're designing a mountain lake, a pond in the forest, a beach, or even a lagoon by the sea. The paints can be mixed with NOCH Acrylic Paints, adhere to wood, plaster, cardboard, NOCH Hard Foam and dry in a realistic matte effect. They are heat-resistant when dry. Therefore, they can also be combined with NOCH Water-Drops®.



60878 Waters Colour Set
Contents: 30 ml each of ready-to-apply paints dark blue, ultramarine, turquoise mud brown and white



61200 Nature Paints Set
6 colour concentrates
 each 20 ml
 1 mixing cup
 1 sponge spatula



Nature Paints Set

NOCH Nature Paints are perfectly matched to the earthy and natural shades of rocks. The Nature Paints Set contains 20 ml of highly-concentrated paint in each of the six different shades: beige, ochre, olive, earth brown, grey and black. The paints are diluted with water before use and applied with the enclosed sponge spatula or the Landscaping Spray Bottle (ref. 61140). This allows you to add nuanced shades to your rocks or paint your ground before flocking.

Landscaping Paints

With our large range of Landscaping Paints (also available as Acrylic Sprays), you can achieve a realistic colour scheme for your model landscape. The matt paints are recommended for adding colour to walls, portals, rocks and mountain ranges, or for priming the ground before flocking.

The high-quality matt Acrylic Paints are suitable for use on all materials – including polystyrene. The paints are weatherproof, quick-drying and provide good coverage.



Acrylic Sprays, matt			Acrylic Paints, matt			Characteristics
Ref.	Colour	Vol.	Ref.	Colour	Vol.	
61171	ivory	200 ml	61188	blue	90 ml	<ul style="list-style-type: none"> • High-quality matt acrylic paints • In realistic landscape shades • Water-based • Can be diluted with water • Can be mixed with each other • Suitable for all materials – including polystyrene • Suitable for indoor and outdoor use, weatherproof
61172	ochre	200 ml	61189	dark brown	90 ml	
61173	brown (like 61193)	200 ml	61190	white	90 ml	
61175	dark green	200 ml	61191	ivory	90 ml	
61176	grey	200 ml	61192	ochre	90 ml	
61177	black	200 ml	61193	brown (like 61173)	90 ml	
			61194	light green	90 ml	
			61195	dark green	90 ml	
			61196	grey	90 ml	
			61197	black	90 ml	





Weathering Was Never So Easy!

Patina Marker

Patina Markers make weathering model buildings and landscapes a pleasure. The ingenious markers have two distinct tips: one soft brush tip that adapts to the structure and one broad tip for dealing with surfaces.

Easy to apply!

Product Highlights:

- Paint adheres to almost any surface, such as wood, cardboard, plaster, plastic, etc.
- Perfectly matching colours for realistic coloration
- Two tips for fine and extensive application of the paints
- A little goes a long way



Patina Markers for Models

The pens are ideal for ageing and colouring plastic models (buildings, bridges, carriages, vehicles, etc.) or laser-cut buildings. The result of the colour weathering is extremely realistic thanks to the perfectly matching

colours. The amount of paint can be measured out precisely due to the ingenious construction of the two tips.



61158 Patina Markers for Models
Contents: 6 Markers



Leaf Green



Warm Gray



Navy Blue



Dark Brown



Yellow Ochre



Stone



Paint on Details Quickly and Easily!

Detail Markers

In modelling, there's an array of details that can be enhanced with very little colour. Sometimes, though, it's not 'worthwhile' to open a paint tin specially for that purpose, stir the paint and clean the paintbrush, etc. NOCH has developed the Detail Markers so that you can quickly paint on details in future without all this hassle. The water-based acrylic paint sticks to many surfaces, such as metal, plastic, wood, paper, glass, ceramics and much more. All the paints realistically dry out matte. The pen tip is approx. 2 mm wide.

It is also very easy to use: shake the pen briefly before use, remove the lid, paint on the detail, close the pen and set it aside.

Application Examples:

- Black: tyres, window and door frames, metal constructions...
- White: telegraph pole insulators, lane markings...
- Red: barriers, beacons...
- Yellow: lashing hooks or capstan hooks on freight wagons, temporary road markings...
- Silver: wheel rims, door handles, metal parts...
- Brown: rust, e.g. on rail profiles and tracks, wood...



61155 Detail Markers

Contents: 6 Markers, each 1 Marker
black, white, silver, yellow, red, brown



Holding it Together – NOCH Adhesives for any Situation!

- **Landscaping Spray Bottle:** all-rounder for adding foliage and flocking
- **Spray & Fix Adhesive:** for fixing, sealing and leaving a matt finish
- **Grass Glue:** for electrostatic flocking with grass fibres
- **Scenery Glue:** for hard foam, wood, paper or polystyrene
- **Snow Glue:** for electrostatic flocking with snowflakes

- **Ballast Glue:** for ballast, stones and gravel
- **Spray Glue 'Hafffix':** universal adhesive for modelling and household purposes
- **Latex Adhesive:** for cork, wood, rubber, felt or cardboard
- **Laser-Cut Adhesive:** for Laser-Cut Kits

Landscaping Spray Bottle & Landscaping Spray Glue

Landscaping Spray Glue is a real all-rounder as it is very versatile.

Usage 1, 'glueing': to apply foliage to bushes, trees and shrubs, the tree structure is moistened with the Spray Glue and then leaves, flock or structured flock are sprinkled on. Once dry, the tree is once more sprayed with Spray Glue to fix the foliage.

Usage 2, 'fixing': loosely apply the material to be fixed (gravel, ballast, flock, etc.) and then spray it on with Landscaping Spray Glue. Once dry, additional layers can be scattered over the object and fixed on to achieve more volume.

61140 Landscaping Spray Bottle,
empty

Usage 3, 'sealing': spray the Landscaping Spray Glue onto the prepared object (e.g. flocked trees, bushes or ready-made vegetation). This increases their durability and stability. The Spray Glue is premixed and is transparent when dry. The Landscaping Spray Bottle spray head fits onto the Spray Glue Bottle.



61141 Landscaping Spray Glue
250 g, premixed and ready to spray,
with spray head

Spray & Fix Adhesive

NOCH Spray & Fix Adhesive is a real all-rounder: leaving a matt finish, fixing and sealing – these are this innovative product's strengths.

Leave a matt finish on shiny plastic surfaces.

Fix flocking, foliage and other flocking material after applying a thin layer of Spray & Fix Adhesive on the model landscape.

Seal painted or weathered surfaces. In addition, the Spray & Fix Adhesive is an ideal assistant when weathering models.

How to weather models:

- First, squirt a thin layer of Spray & Fix Adhesive onto the object.
- Then apply NOCH Rust Paint (ref. 61162).
- Finally, fix the Rust Paint by applying another thin layer of Spray & Fix Adhesive.

61152 Spray & Fix Adhesive
200 ml



Temporary Glue

NOCH Temporary Glue allows you to optimally fix small parts onto your landscape – and take them off again!

NOCH Temporary Glue is water-soluble, dries out transparent and leaves no residue on the surface. That's why it is ideal for affixing figures, cars, houses and many more.



Paste the Temporary Glue on the figure and briefly allow to dry.



When the glue is transparent, stick the figure onto the desired spot.



61121 Temporary Glue
30 g



For a 'change of scene', simply take the figure off...



...and place it on another spot again.



Grass Glue

NOCH Grass Glue was specially developed for electrostatic flocking. In comparison to normal white glue, its surface tension is low and it binds more slowly.

Advantages: NOCH Grass Glue dries slower than conventional glue, giving you more time to flock a surface.

Best value!



61130 Grass Glue
250 g

61131 Grass Glue XL
750 g

Scenery Glue

The all-purpose Scenery Glue is the ideal companion to all handicrafts. It quickly and securely glues wood, paper, polystyrene, hard foam (polyurethane) and plastics. It is therefore ideal for sticking on building models, trees, portals and walls, and for connecting various craft materials. The water-based Scenery Glue comes in a practical bottle with a needle tip and is binding within approx. two hours.

61133 Scenery Glue
127 g



Snow Glue

NOCH Snow Glue is perfect for applying NOCH Snowflakes (ref. 08760).

Advantages: dries white, eliminating the need to prime the substrate before applying snow.

61138 Snow Glue
250 g



Ballast Glue

The Ballast Glue is ideal for applying ballast. Thanks to the nozzle, you can also easily reach less accessible spots.

Usage: spread the loose ballast between the sleepers and then drizzle on the Ballast Glue.

61134 Ballast Glue
130 g



Spray Glue 'Haftfix'

This all-purpose Spray Glue is suitable for all kinds of glueing work – for modelling as well as in the home.

61151 Spray Glue 'Haftfix'
400 ml



Latex Adhesive

NOCH Latex Adhesive is a viscous glue paste with a wide range of applications. The milky-white glue emulsion can be applied directly from the dispenser bottle with a brush or putty knife onto cork, wood, rubber, felt, cardboard and textiles. The Latex Adhesive is ideal for glueing down NOCH Cork Track Beds.

The non-toxic adhesive is also suitable for glueing together rails and railway lines to ensure sound insulation.

The rail can be ballasted at the same time.

61135 Latex Adhesive
125 g



Laser-Cut Adhesive

NOCH Laser-Cut Adhesive is perfect for building high-grade model Laser-Cut Kits. The adhesive is very easy to apply in exact doses thanks to its tip. Even the smallest of parts can therefore be stuck together cleanly. When glueing larger surfaces together, it is recommended that the adhesive is spread with a paintbrush. Its special formula ensures a strong, long-lasting bond.

61104 Laser-Cut Adhesive
30 g





Forest Your Model Landscape – with NOCH Trees of all Kinds and in all Sizes

Trees are an indispensable part of a charming model landscape. They liven up the scenery, introduce colour accents and lend every model railway layout a very special, unmistakable atmosphere. We offer a large assortment of trees in all sizes – just like the originals.

In addition, you can choose from various series. Top quality PROFI Trees or inexpensive Hobby Trees – there is something for everyone!



Trees and Bushes

Natural Trees – from page 206

- Super realistic tree structures made of natural 'seafoam' plants

Master Trees – from page 208

- Super realistic trees based on a hand-twisted wire frame

PROFI Trees – from page 210

- Handmade, high-quality individual trees

Trees with Function – from page 216

- Trees with sound or movement and other special trees

Classic Trees – from page 224

- The classic model tree, individually or as a set

Standard Trees – from page 230

- Attractive, handmade deciduous or coniferous trees, as single tree or as a set

Hobby Trees – from page 232

- The budget tree in a bulk pack
- Ideal for foresting large areas



Nature Trees

These Nature Trees are – as the name suggests – totally natural products. Every tree is unique. The very differently grown Sea Foam Nature Trees are between 4 cm and 20 cm high and give each layout a particularly high degree of realism.

You can integrate the Nature Trees naturally in your layout or flock them with NOCH Flock or NOCH Leaf Foliage. The pictures below show you how

easily this is done. The sea foam for the Nature Trees is cultivated in special plantations and gently harvested.

Note: the contents are enough for approx. 15 to 30 trees or bushes (depending on height).

Super realistic!



23100 Nature Trees



First, the Natural Tree is sprayed with NOCH Haftfix Spray Glue (ref. 61151) or NOCH Landscaping Spray Glue (ref. 61141) ...



and then flocked with Flock or Leaf Foliage from our PROFI Series.



The result: a finished Natural Tree with foliage!

Note: ideal for flocking NOCH Nature Trees:



61140 Landscaping Spray Bottle empty

61141 Landscaping Spray Glue
250 g, premixed and ready to spray, with spray head



61151 Spray Adhesive 'Haftfix'
400 ml

Further information on glues can be found from page 202 onwards.



Leaf Foliage and Leaf Foliage Sets

NOCH Leaf Foliage is a very finely-cut, special material for adding foliage. The individual leaves have a real leafy shape. The Leaf Foliage is perfectly suited for flocking NOCH Nature Trees (ref. 23100 – see crafting pictures, below left). Spray the trees with NOCH Spray Adhesive 'Hafffix' (ref. 61151) or NOCH Landscaping Spray Glue (ref. 61141) and scatter on the leaves with the PROFI Shaker (ref. 08099).



07167 Leaf Foliage Set
olive, light green
medium green, dark green



07168 Leaf Foliage Set Autumn
yellow, red, reddish brown
orange-brown



07142 Leaves
light green, 50 g bag



07144 Leaves
medium green, 50 g bag



07146 Leaves
dark green, 50 g bag

Note: light and medium green Leaf Foliage Packs are also available in practical tubs. You'll find further information on page 161.

PROFI Shaker

Small tub, big effects: perfectly suitable for sprinkling on leaf foliage without lumps. With a practical filter and scatter insert.



08099 PROFI Shaker
empty



Embankment Vegetation



Design realistic embankment vegetation made of sea foam.

A natural product with amazing properties: no structure is like the other. Small, broken structures can be used as dried up or dead ground cover, as found on every rail embankment. Stronger sea foam pieces can be decorated as broken up branches, as desired.

Larger, fuller sea foam structures can simply have extra foliage added to them with the flock material enclosed in the set. This creates extremely realistic bushes.

Contents:

- Tree structures for approx. 40-50 bushes or small trees (depending on height)
- 25 g of Leaf Foliage light green
- 25 g of Leaf Foliage medium green



23102 Embankment Vegetation

The templates can be realistically flocked with leaves. Leaf Foliage is included in the set. The resulting bushes look very realistic and can be planted on the rail embankment. Use small sea foam parts as dried ground cover and decorate the stronger ones as branches.

Handmade for the Highest Quality Standards!

Master Trees

We are setting a new quality standard with the Master Trees series. Each wire tree blank is assembled by hand from up to 40 individual wires. The thick trunk is twisted from all of the wires; thick branches are created from a bundle of wires; thin branches and the finest ramifications from just a few wires.

A major advantage of these wire tree blanks is that they can easily be brought into shape later by bending them.

The tree skeleton is naturally coloured and flocked with different materials depending on the species of tree. Of course, we make sure that, just like in nature, only slender branches bear foliage, while the stronger branches and trunk are not flocked.

The result is a super realistic tree. Due to the very elaborate manual work involved, every Master Tree is unique, which gives your modelling project a customised quality.

Note:

Master Trees are not only ideal for railway modellers working with all gauges but also for designing bases, dioramas and landscapes. The sizes are interesting for 1:35, 1:48 and 1:72 military modelling scales, for example. Car modellers for scales 1:24, 1:32 and 1:45 are also sure to find the suitable tree.

To learn whether the relevant tree is suitable for your purposes, you can consult the table on the packaging or the product page on the website at www.noch.com.



20145 Apple Tree
8 cm high



20110 Oak
15 cm high



20100 Ash Tree
20 cm high



20115 Weeping Willow
15 cm high



20120 Silver Birch Tree
18 cm high




20125 Downy Birch Tree
21 cm high



20130 Poplar
18 cm high



20105 Chestnut Tree
19 cm high



20150 Copper Beech
15 cm high



20190 Spruce Tree
19 cm high



20140 Pine Tree
15 cm high



20141 Pine Tree
18 cm high



20191 Spruce Tree
22 cm high



20192 Spruce Tree
25 cm high



Info Tip:

Master Trees are made of twisted white wire. You can therefore also change the shape of the finished tree afterwards.

Quality to Meet the Highest Demands

PROFI Trees

Since 2010, we have been producing our model trees in our own factory in Vietnam. The trees are lovingly made by hand there. This made it possible to further improve the quality of our well-known PROFI Trees.

- The trunks of the trees are painstakingly painted by hand with matt paint, so that no shiny plastic surfaces are to be seen.
- To give the tree more volume, a fine web is incorporated into the branches before they are flocked.
- High-grade NOCH Leaf Foliage is used as flock. The specially ground and elaborately painted material resembles the leaves of the original trees in both shape and colour.
- As in nature, only the fine branches of NOCH Model Trees bear leaves. The thick branches are left out during the elaborate hand flocking stage.

The NOCH PROFI Trees Series meets the highest standards of quality and realism. See for yourself!



Thanks to the sizing scale on the packaging, you can easily see how tall the respective tree will be in your gauge.



HO TT N 21550 **Fruit Tree**
green, 7.5 cm high



HO TT N 21560 **Apple Tree with fruits**
7.5 cm high



HO TT N 21570 **Fruit Tree**
blooming, 7.5 cm high



HO TT N 21600 **Pear Tree**
green, 11.5 cm high



HO TT N 21640 **Birch Tree**
11.5 cm high



HO TT N 21650 **Rowan Tree with Berries**
11.5 cm high



HO TT 21538 Saplings with Tree Props
6 pieces, 4 cm high



O HO TT N 21660 Acacia
15 cm high



HO TT N 21690 Beech
13 cm high



HO TT N 21730 Copper Beech
13 cm high



HO 21642 Tree with Circular Bench
11.5 cm high



O HO TT N 21760 Oak
15 cm high



H0 TT N 21770 Weeping Willow
11 cm high



O HO TT N 21780 Lime Tree
18.5 cm high



O HO TT N 21800 Chestnut Tree
19 cm high

PROFI Tree Structures

Many passionate modellers have expressed a desire for the NOCH range to include large trees without leaf foliage. The possible uses of these Tree Structures are very diverse. On the one hand, you can make your own beautiful model trees out of the 'naked' trees. On the other hand, they are also the ideal template for splendid winter trees.



H0 TT N 22010 Tree Structure
'Beech Tree'
13 cm high



O HO TT N 22020 Tree Structure
'Lime Tree'
18.5 cm high



Craft Tip:
Winter Trees



The Tree Structure is coated with NOCH Snow Paste.



Leave to dry and the impressive winter tree is done.



Wow, They're Huge!

Extra large PROFI Trees

Did you know that birch trees can grow up to 30 metres high and lime trees even up to 40 metres? A birch tree would then be up to 34 cm high in HO gauge; a lime tree would be up to even 50 cm. Even if that would

be a bit too much for a standard model landscape, it's time for taller trees! Because with these especially impressive standalone specimens, beautiful model scenes can be realised. Four typically solitary trees are at your disposal here: Birch, Lime, Oak and Chestnut.



O HO 21641 Double Trunk Birch Tree
19 cm high



O HO 21761 Oak Tree
19 cm high



O HO 21781 Lime Tree
18.5 cm high



O HO 21802 Chestnut Tree
18.5 cm high

Shiver Me Timbers!

PROFI Fir Trees, Spruces and Pine Trees

With these high-quality firs, spruces and pines, we offer individual trees of convincing quality.

The filigree needles are electrostatically flocked. PROFI Fir Trees and Spruces thus look even more realistic.



HO TT N

21911 Pine Tree
12 cm high



HO TT N

21914 Pine Tree
15 cm high



HO TT N

21919 Spruce Tree
10.5 cm high



HO TT N

21922 Spruce Tree
14.5 cm high



HO TT N

21924 High Trunk Spruce Tree
14.5 cm high



HO TT N

21810 Nordic Fir Tree
12 cm high



HO TT N

21811 Nordic Fir Tree
14.5 cm high



HO TT N

21815 Spruce Tree
12 cm high



HO TT N


21816 Spruce Tree
14.5 cm high

'Special' Trees

Our 'Special' Trees are characterised by great functions, such as sound or movement, or by pretty additions, such as a treehouse. Let yourself be inspired.

Spring at Last and the Birds Are Tweeting Again!

Tree with Tweeting Bird

 Spring is finally here! The birds return, settle in the trees and tweet and sing again. The days get longer, and the weather gets better. One of the most beautiful seasons! The birds are packed loose and not yet glued on the branches. So you can decide with which birds and where you would like to decorate your lime tree. Temporary Glue (ref. 61121) is perfect for fixing. The sound module can be connected to a standard 16 V model railway transformer. Suitable for AC or DC.

„Tweeet, tweeet!“ 



Video clip



H0 21782 Tree with Tweeting Birds
18.5 cm high, including 12 birds and 3 nests



Childhood Dreams Come True ...

Tree with Tree house



This mighty oak with its lovingly designed Tree house is a very special eye-catcher on any model landscape.

The tree house is a ready-made laser-cut building model.



H0 21765 Tree with Tree House

15 cm high, figures are not supplied.
We recommend *Playing Children* (ref. 15810) or *Children* (ref. 15815)



TT 21767 Tree with Treehouse

13 cm high, figures are not supplied
We recommend *Parents & Children* (ref. 45590) and *Children on the Football Ground* (ref. 45817)



N 21766 Tree with Treehouse

10 cm high, figures are not supplied
We recommend *Children* (ref. 36809 and 36815)

Childhood Memories Are Awakened!

micro-motion Tree with Swing



It's summer and a beautiful sunny day is coming to an end. While Mum prepares dinner, the little daughter swings enthusiastically on the swing, which Dad hung on her favourite tree for Easter.

The scene in which our Tree with Swing is called into action could look something like this. The Tree with Swing is a fascinating micro-motion product that awakens wonderful childhood memories. The bottommost branch of the mighty oak holds a swing, on which a little girl is sitting.

The Tree with Swing is supplied ready for installation. The drive consists of a motor and a gearbox and is located under the tree. The electronics supplied can be connected to a standard 16 V model railway transformer and are suitable for AC and DC. The speed of the swinging movement can be set on the circuit board.



HO 21768 *micro-motion Tree with Swing*
Overall 18.5 cm high
(height of tree 15 cm
installation depth for drive 3.5 cm)



TT 21771 *micro-motion Tree with Swing*
Overall 15.5 cm high
(height of tree 12 cm
installation depth for drive 3.5 cm)

N 21769 *micro-motion Tree with Swing*
Overall 12.5 cm high
(height of tree 9 cm
installation depth for drive 3.5 cm)



Video clip



Timber!

micro-motion Falling Tree 'Fir Tree'



Model scenes frequently captivate people with little gimmicks and surprises that they don't suspect at first glance. The Falling Tree is just such a gimmick. The viewer is very surprised when an imposing 17 cm tree falls to the ground completely unexpectedly at the edge of the forest.

The trick behind this is extremely simple: there is a servo under the tree that brings it down realistically; slowly at first, and then faster until the tree finally hits the ground. After about 8 seconds, the tree stands up again on its own.

The Falling Tree is an impressive, extremely realistically handmade, twisted wire tree that is elaborately flocked. The electronics supplied can be connected to a commercially available 16 V model railway transformer and are suitable for AC and DC.



H0 TT 21775 *micro-motion Falling Tree 'Fir Tree'*
Overall 18.2 cm high (height of fir tree 17 cm)
installation depth for drive 1.2 cm



„Brr, brr, Brrrrrrrrrrrr! ...“

Makes the sound of a chainsaw with a starter.

- H0 12843** *Felling Trees*
- N 12956** *Felling Trees*

Matching Accessories:

This is how you make the scene even more realistic

The H0 Sound Scene 'Felling Trees' (ref. 12843) is a great addition to the Falling Tree.

The original set contains six lumberjacks wearing helmets and protective clothing as well as the sound electronics with a loudspeaker. Since the loudspeaker is installed directly next to the Falling Tree (e.g. in a bush, in the ground or in a small hut), the viewer has the impression that the sound is created in the scene.

Realistic tree-felling noises such as chainsaws etc. can be heard for about 20 seconds when the sound is activated.

The Sound Scene electronics can also be connected to a commercially available 16 V model railway transformer.



Wanderlust and Pure Romance!

micro-motion Palms with Hammock



Picture this: crystal-clear water for as far as the eye can see; a dream beach with white sand and the sound of gently lapping waves. You enjoy the moment sitting with your sweetheart on a gently swaying hammock. That is wanderlust and pure romance!

The wonderful model consists of two palm trees with super realistic, laser-cut palm leaves and a hammock on which a couple is sitting.

The palm trees, hammock and model figures come completely assembled.

The hammock is driven via a magnet by a motor located directly underneath the model (installation depth: 3.5 cm).

The mechanism for the drive is supplied as a kit. The electronics (also supplied) are connected to a 16 V model railway transformer and are suitable for AC and DC. The speed of the hammock's movement can be set on the circuit board.



H0 21772 *micro-motion Palms with Hammock*
8.0 cm x 8.1 cm x 8.5 cm
Installation depth: 3.5 cm



H0 TT N 21973 *Palm Trees, 4 pieces*
Height: 4.5 cm



Mediterranean Trees

In the NOCH range, you'll find Palm Trees, Stone Pine Trees, Cypress Trees, Olive Trees and Almond Trees for designing beaches and Mediterranean landscapes. We hope you have fun building your Mediterranean dream landscape.



O HO TT

21972 Palms
2 pieces,
15 cm and 19 cm high



HO TT N **21992 Stone Pines**
2 pieces, 8.5 cm and 11.5 cm high



HO TT **21995 Olive Trees**
2 pieces, 6 cm and 9 cm high



HO TT N **21996 Almonds**
2 pieces, 8 cm and 9 cm high



HO TT N **21998 Cypresses**
3 pieces, 10 cm, 11 cm and 13 cm high



Vines

The vine leaves are made from the well-known high-grade NOCH Leaf Foliage. Each pack contains 24 vines (six rows of four vines each).



- | | | |
|-----------|-----------|---|
| HO | TT | 21540 Vines
24 Vines, approx. 2.2 cm high |
| N | Z | 21545 Vines
24 Vines, approx. 1.6 cm high |



Plantation Trees

As well as the traditional meadow orchards, fruit plantations are increasingly shaping our landscape. With these Plantation Trees, you can now perfectly reproduce this as a model. The Plantation Trees with Apples also bear small yellowish-red fruits.



- | | | |
|-----------|-----------|---|
| HO | TT | 21532 Plantation Trees with Apples
12 pieces, 3.5 cm high |
| N | Z | 21537 Plantation Trees with Apples
24 pieces, 2 cm high |



Thuja Hedge for H0, TT and N Gauge

Almost everyone is familiar with evergreen thuja trees and shrubs. As a hedge, the thuja, also called the tree of life, lines countless gardens and parks. As a solitary plant, the thuja is imposing, as it can grow to well over 20 metres high.



H0 TT N 21547 Thuja Hedge, 12 pieces
Height: 3 cm



Ornamental Bushes for H0, TT and N Gauge

Large and small bushes and shrubs can be found everywhere. Gardens, parks, terraces and even balconies are decorated with and shaded by shrubs. The Ornamental Bushes bring variety and diversity to your model landscape.



H0 TT N 21546 Ornamental Bushes, 12 pieces
Height: 4 cm – 5 cm

NOCH Classic Trees

NOCH Classic Trees are lifelike yet affordable, high-quality model trees with high-grade flock.

You can get the trees as an attractive blister pack or individually packed in a plastic bag. The Classic Trees are suitable for displaying on their own or for populating entire forests.



Thanks to the sizing scale on the packaging, you can easily see how tall the respective tree will be in your gauge.



HO TT 25110 Fruit Trees
green, 3 pieces, 8 cm high

N Z 25510 Fruit Trees
green, 3 pieces, 4.5 cm high



HO TT 25111 Fruit Trees
white blossom, 3 pieces, 8 cm high

N Z 25511 Fruit Trees
white blossom, 3 pieces, 4.5 cm high



HO TT 25112 Fruit Trees
pink blossom, 3 pieces, 8 cm high



HO TT 25113 Apple Trees
3 pieces, 8 cm high

N Z 25513 Apple Trees
3 pieces, 4.5 cm high



HO TT N 25114 Orange Trees
3 pieces, 4 cm high



HO TT N 25115 Lemon Trees
3 pieces, 4 cm high



HO TT 25130 Weeping Willows
3 pieces, 8 cm high



HO TT 25120 Birch Trees
3 pieces, 8 cm and 10 cm high
N Z 25520 Birch Trees
3 pieces, 4.5 cm high



HO TT 25140 Poplars
3 pieces, 12 cm high
N Z 25525 Poplars
3 pieces, 5.5 cm high



HO TT 25150 Sycamore Trees
3 pieces, 9 cm high



HO TT 25170 Beech Trees
2 pieces, 13 cm high



HO TT 25232 Fir Trees
4 pieces, 8 cm - 12 cm high
HO TT N Z 25432 Fir Trees
4 pieces, 4 cm - 8 cm high



HO TT 25410 Bushes
green, 5 pieces, 3 cm - 4 cm high



HO TT 25420 Bushes
in blossom, 5 pieces, 3 cm - 4 cm high

Classic Trees Economy Sets

The Classic Series is where the NOCH Trees range began. With the economy sets, we have now implemented an idea that combines two advantages. Firstly, you benefit from a unique price-performance ratio, because the trees are cheaper in the economy sets than in the 3-pack, for example. Secondly, you send a clear signal about climate change by purchasing the economy set: for every 100 model trees sold, a real tree is planted by the organisation 'Plant-for-the-Planet' on our behalf.



H0 TT N Z 25070 Autumn Trees
7 pieces, approx. 8 cm - 10 cm high



H0 TT N Z 25075 Winter Trees
7 pieces, approx. 8 cm - 10 cm high



H0 TT N Z 25087 Snowy Fir Trees
7 pieces, approx. 8 cm - 12 cm high



H0 TT N Z 25086 Fir Trees
9 pieces, approx. 8 cm - 12 cm high




H0 TT N Z 25088 Deciduous Trees
7 pieces, approx. 8 cm high



Info Tip:
Plant-for-the-Planet

**STOP TALKING
START PLANTING**



'Plant-for-the-Planet' is a school initiative that helps children around the world to appreciate the importance of trees for our climate. The organisation trains children to be climate ambassadors. As well as celebrities and other companies, NOCH has also taken on sponsorship of a climate ambassador. In addition, we donate a real tree to the organisation with every 100 model trees that are sold from this range! This is how NOCH takes responsibility for the environment and climate. You can support us by buying these products and not just planting trees in your model landscape.

'Stop talking – start planting!' Thanks to your help, we have already been able to plant over 6,800 trees with the 'Plant-for-the-Planet' campaign. Further information can be found online at: www.plant-for-the-planet.org



HO TT N Z 25090 Fruit Trees
green, 7 pieces, approx. 8 cm high



HO TT N Z 25092 Fruit Trees
in blossom, 7 pieces, approx. 8 cm high



HO TT N Z 25096 Birch Trees
7 pieces, approx. 10 cm high



HO TT N Z 25098 Poplars
7 pieces, approx. 12 cm high



Thanks to the sizing scale on the packaging, you can easily see how tall the respective tree will be in your gauge.



O HO TT N 25880 Lime Tree
18.5 cm high



O HO TT N 25895 Horse Chestnut Tree
19 cm high



O HO TT N 25860 Oak Tree
15 cm high

Classic Tree Assortments

The NOCH Classic Series is the most popular tree series in the NOCH range. The pretty trees are available individually packed, in a practical self-service box. NOCH offers an assortment of deciduous trees and a mixed assortment of deciduous and coniferous trees. Each assortment contains 100 trees.



H0 TT 25950 Deciduous Trees
with Tree Bases, 100 pieces

H0 TT 25952 Deciduous- and Conifer Trees
with Tree Bases, 100 pieces




Plum Tree, green, 8 cm high



Fruit Tree, green, 8 cm high



Fruit Tree, white blossom, 8 cm high



Fruit Tree, pink blossom, 8 cm high



Apple Tree, 8 cm high



Birch Tree, 10 cm high



Weeping Willow Tree, 8 cm high



Poplar Tree, 12 cm high



Sycamore Tree, 9 cm high



Model Fir Tree, 8 cm high



Model Fir Tree, 10 cm high

Great Quality at an Attractive Price!

Standard Trees

When it comes to 'reforesting' large spaces with attractive trees, Standard Trees ought to be the number one choice. The plastic Deciduous Tree sprues are hand-painted and flocked with specially developed, realistic flock. The Firs are decorated with a special, realistic-looking needle flock.



HO TT 24600 Deciduous Trees
8 pieces, 10 cm - 14 cm high

HO TT 24601 Deciduous Trees
16 pieces, 10 cm - 14 cm high

O HO TT 24602 Deciduous Trees
6 pieces, 14 cm - 18 cm high

HO TT N Z 24603 Deciduous Trees
16 pieces, 4 cm - 10 cm high



HO TT 24620 Mixed Forest
8 pieces, 10 cm - 14 cm high

HO TT 24621 Mixed Forest
16 pieces, 10 cm - 14 cm high

O HO TT 24622 Mixed Forest
6 pieces, 14 cm - 18 cm high

HO TT N Z 24623 Mixed Forest
16 pieces, 4 cm - 10 cm high



HO TT 24640 Fir Trees
8 pieces, 10 cm - 14 cm high

HO TT 24641 Fir Trees
16 pieces, 10 cm - 14 cm high

O HO TT 24642 Fir Trees
6 pieces, 14 cm - 18 cm high

HO TT N Z 24643 Fir Trees
16 pieces, 4 cm - 10 cm high



Standard Trees Assortments

The attractive and reasonably-priced Standard Trees are also available in a self-service box.

HO TT N 25963 Deciduous Trees
Contents: 50 Trees, 8 cm high, 50 Trees, 10 cm high

HO TT N 25964 Deciduous Trees and Conifers
Contents: 25 Deciduous Trees, 8 cm high,
25 Deciduous Trees, 10 cm high,
25 Fir Trees, 10 cm high, 25 Fir Trees, 12 cm high



Budget Trees for Great Forests!

Hobby Trees

Best value!

The popular range of NOCH Hobby Trees offers attractive trees at an affordable price. The large packs with up to 50 trees are perfect for realistically foresting dioramas and layouts.



Deciduous Trees

Pack and Economy Pack with 10 or 25 beautifully flocked trees of different heights.

- In various shades of green and in different shapes
- With realistic tree trunks

Deciduous Trees				
Ref.	Description	Height in cm	Qty.	Gauge
26801	Deciduous Trees	5 – 9	25	H0, TT
26901	Deciduous Trees	5 – 9	10	H0, TT
32801	Deciduous Trees	3.5 – 5	25	N, Z
32901	Deciduous Trees	3.5 – 5	10	N, Z



Spring Trees

Pack and Economy Pack with 10 or 25 beautifully flocked trees of different heights.

- In various rich spring colours
- With realistic tree trunks

Spring Trees				
Ref.	Description	Height in cm	Qty.	Gauge
26806	Spring Trees	5 – 9	25	H0, TT
26906	Spring Trees	5 – 9	10	H0, TT



Mixed Forest				
Ref.	Description	Height in cm	Qty.	Gauge
26811	Mixed Forest	5 – 14	25	H0, TT
26911	Mixed Forest	5 – 14	10	H0, TT
32811	Mixed Forest	3.5 – 9	25	N, Z
32911	Mixed Forest	3.5 – 9	10	N, Z

Mixed Forest

Pack and Economy Pack with 10 or 25 beautifully flocked trees of different heights.

- Set of 25 contains 10 deciduous trees and 15 model fir trees
- Set of 10 contains 4 deciduous trees and 6 model fir trees
- With realistic tree trunks or root bases



Model Fir Trees and Fir Trees with planting pin				
Ref.	Description	Height in cm	Qty.	Gauge
26820	Model Fir Trees	5 – 14	25	H0, TT
26821	Model Fir Trees	5 – 14	50	H0, TT
26822	Model Fir Trees, extra high	16 – 19	10	H0, TT
26920	Model Fir Trees	5 – 14	10	H0, TT
32820	Model Fir Trees	3.5 – 9	25	N, Z
32920	Model Fir Trees	3.5 – 9	10	N, Z
26830	Fir Trees with pin	5 – 14	25	H0, TT
26831	Fir Trees with pin	5 – 14	50	H0, TT
26930	Fir Trees with pin	5 – 14	10	H0, TT
32830	Fir Trees with pin	3.5 – 9	25	N, Z

Model Fir Trees & Fir Trees with planting pin

Pack and Economy Pack with 10, 25 or 50 beautifully flocked trees of different heights.

- In various sizes and shapes
- Extra high Model Fir Trees available
- With realistic, irregularly cut branch tips
- Model Fir Trees with realistic root bases
- Fir Trees including planting pin and without root bases





Model Spruce Trees

Pack and Economy Pack with 10, 25 or 50 beautifully flocked trees of different heights.

- In various sizes and shapes
- Extra high model spruce trees available
- With realistic, irregularly cut branch tips
- True-to-life: light green branch tips
- With realistic root bases



Model Spruce Trees				
Ref.	Description	Height in cm	Qty.	Gauge
26825	Model Spruce Trees	5 – 14	25	H0, TT
26826	Model Spruce Trees	5 – 14	50	H0, TT
26827	Model Spruce Trees, extra high	16 – 19	10	H0, TT
26925	Model Spruce Trees	5 – 14	10	H0, TT
32825	Model Spruce Trees	3.5 – 9	25	N, Z
32925	Model Spruce Trees	3.5 – 9	10	N, Z



Snowy Fir Trees

Pack and Economy Pack with 10 or 25 beautifully snow-dusted trees of different heights.

- In various sizes and shapes
- With realistic, irregularly cut branch tips
- Coloured wintery white
- With realistic root bases

Snowy Fir Trees				
Ref.	Description	Height in cm	Qty.	Gauge
26828	Snowy Fir Trees	5 – 14	25	H0, TT
26928	Snowy Fir Trees	5 – 14	10	H0, TT
32828	Snowy Fir Trees	3.5 – 9	25	N, Z

Note: if your model railway winter is only meant to last a few months (like in real life), sieve some NOCH Powdery Snow (ref. 08750) evenly over your landscape. Since NOCH Powdery

Snow is made of a special water-repellent material, it does not clump or stick – and it can be easily removed again with a Hoover (see 'Winter' chapter starting on page 180).



Model Hedges

In both rural and urban settings, hedges play a key role in shaping the street scene – in the real world and in the model world.

That's why we offer an assortment of realistic Model Hedges with high-grade flocked NOCH Leaf Foliage.

Every pack contains two hedges with a length of 50 cm (total length 100 cm). You can use both sizes (1.5 cm x 0.8 cm and 1 cm x 0.6 cm) for each gauge (HO, TT and N) – depending on the desired hedge height in proportion to the surroundings.

To illustrate these proportions, the hedges below are shown alongside a pair of HO, TT and N lovers.



HO TT N 21512 Model Hedges
green, 2 pieces
1.5 cm x 0.8 cm
each 50 cm long

HO TT N 21522 Model Hedges
green, 2 pieces
1 cm x 0.6 cm
each 50 cm long



HO TT N 21514 Model Hedges
dark green, 2 pieces
1.5 cm x 0.8 cm
each 50 cm long

HO TT N 21524 Model Hedges
dark green, 2 pieces
1 cm x 0.6 cm
each 50 cm long



Lichen

NOCH Lichen is made of 100 % real Iceland lichen and is therefore a completely natural product. So that it retains its natural springiness for as long as possible, it is pretreated in a special process and then dyed. With its authentic appearance, NOCH Lichen is ideally suited to the true-to-life design of bushes, hedges or ground cover.



08600 Lichen
stone grey, 35 g bag



08610 Lichen
light and dark green assorted, 35 g bag

08621 Lichen
light and dark green assorted, 75 g bag



08630 Lichen
autumn mix, 35 g bag

08620 Lichen
autumn mix, 75 g bag



Laser-Cut – the Future of Model Buildings!

For some years now, production technology has allowed NOCH to create particularly realistic models.

The advantages of NOCH Laser-Cut Buildings:

- Made from high-grade NOCH Laser-Cut cardboard
- Laser-engraved and partially painted and weathered by hand – a new quality standard

- Appropriate adhesive included in every kit (except Laser-Cut minis)
- Environmentally-friendly production: the laser-cut cardboard used by NOCH is manufactured from renewable raw materials, while lasers employ the required energy with utmost efficiency and precision



Buildings

Railway, Industry, Trade – from page 238

- Entire theme worlds can be realised with station buildings and special commercial buildings.

Platforms – from page 244

- For designing realistic platforms.

City, Countryside, Village – from page 246

- Small villages and rural themes can be integrated perfectly into your model landscape.

Small Buildings, Laser-Cut minis – from page 276

- There's always room for Laser-Cut minis in every model landscape.

Structured Hard Foam Castles, Castle Ruins and Buildings – from page 288

- Romantic castles and fascinating ruins.
- Cursed buildings and abandoned places.



'On the Swabian Railway!'

Laser-Cut Kit 'Honau' Station



The 'Echazbahn' leads from Reutlingen to Münsingen in Swabia and was completed in 1893. It was the first normal gauge branch line to be opened in the state of Württemberg and simultaneously the last railway project to be given its own name.

'Honau' Station stood at a central point: here, Germany's steepest normal-gauge rack railway with an incline of 100‰ began on its way to Lichtenstein. Mainly, BR 97.5 locomotives were employed. After the Second World War, the route again played an important role in transporting goods until its closure in 1953. Since it was entirely within the French-occupied section of Württemberg, military cargo could be transported along the route to the military training area in Münsingen without having to drive through the American sector. Because of the enormous incline, goods trains, in those days pulled by BR 50, BR 52, BR 57.10 and rarely also BR 93.5 locomotives, had a BR 97.5 rack locomotive coupled to the end that helped push the train.

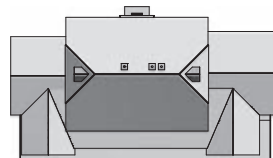
The 'Honau' reception building, with its two annexes, is architecturally remarkable: the entire station was built in the Swiss chalet style and served as a prototype for the type III and later IIIa Württemberg unit railway station.

The beautiful partial hip roof construction, as well as many of the lovely details on the beams, wood panelling and ledges, were exclusively

reserved for 'Honau' station and for financial reasons were not implemented in the unit structures later. After the route was closed in the mid-1950s, the building fell into disrepair until Honau Railway Station Supporters' Association (Förderverein Bahnhof Honau e.V.) volunteered to take it on in 2003. Since then, a lot has happened, and the building now shines in all its 'former glory'.



HO 66007 'Honau' Station



Building
28 cm x 16 cm, 15 cm high



Loading ramp
17.5 cm x 9 cm, 1.5 cm high

Just like the original: the Laser-Cut Kit is modelled on the real thing down to the smallest detail.

Note: the kit consists of the main building and a separate loading ramp.



Info Tip:
Honau Railway Station Supporters' Association

The members of Honau Railway Station Supporters' Association (Förderverein Bahnhof Honau e.V.) have been working as volunteers to rebuild and maintain the original station building since the Association was founded in 2003. Over time, the 'ruin' has turned into an event location where parties, Christmas markets and many other events take place today.

We would like to express particular thanks to the Association for their help in realising this model, which is why we have donated part of the proceeds to the maintenance of the original.

Further information (in German) on the Association can be found at:
www.bahnhof-honau.de



2018: Model meets original.
Handover of the donation cheque.

In cooperation with

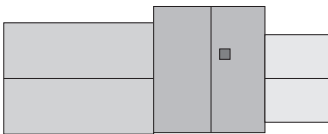




Laser-Cut Kit Train Stop 'Amtzell'



This wonderful little station is equipped with lots of lovely details. In addition to the main building, the model depicts a small baggage area and goods office as well as a covered waiting area.




HO Gauge: 21.9 cm x 8.6 cm, 8 cm high
N Gauge: 11.9 cm x 4.7 cm, 4.4 cm high



HO 66001 'Amtzell' Train Stop

N 63001 'Amtzell' Train Stop

Note: all Laser-Cut Kits on this double page come with detailed instructions and suitable Laser-Cut Special Adhesive.



8.4 cm x 4.3 cm
3.3 cm high

Laser-Cut Kit Tool Shed and Workshop



Small workshop building, suitable e.g. for a rolling-stock division, depot or small industrial plant.

H0 66106 Tool Shed and Workshop

Suitable figures (sold separately)



H0 15038 Warehousemen

TT 45038 Warehousemen

N 36038 Warehousemen



H0 15275 Shunters

TT 45275 Shunters

N 36275 Shunters



H0 14815 Auto Workshop

Contents: Gas Bottles, Cart for Gas Bottles, Drum Pump, Hand Carts, Car Jack, Bucket, Fire Extinguisher, Watering Can, Tool Kit, Toolboxes, Oil Drums, Oxygen Cylinders, Wheel, Tyres, Sack Barrow, Roll Plate and Car Battery



H0 14825 Waste Containers & Ashcans

Contents: 2 Dustbins, various Rubbish Bins, Bottle Bank, Metal Recycling Bin and Skip



Laser-Cut Kit Station 'Bergün'

The Albula Railway, which connects Thusis with St Moritz in Switzerland, is internationally known and loved far beyond Switzerland's borders. The route, which is 60 kilometres long, leads over 144 bridges and through 42 tunnels and galleries. The divine mountain panorama goes a step further to make the narrow-gauge route one of the most spectacular in the world. The route was declared a UNESCO World Heritage Site in 2008.

Bergün station is at the entrance to one of the most exciting parts of the route in the direction of Filisur. Today, the building houses the Albula Railway Museum.

The Laser-Cut Model Kit is lasered from high-grade card and supplemented by 3D printed parts. As well as instructions for assembly, suitable special Laser-Cut Adhesive is included.



The photo shows the prototype in Bergün.

Gauge H0:
62 cm × 12.6 cm, 9 cm high
Gauge N:
33.7 cm × 7 cm, 5 cm high



H0 66005 'Bergün' Station

N 63005 'Bergün' Station



The photo shows the prototype in Bergün.



13.9 cm x 8.4 cm, 6.6 cm high



N 63025 'Bergün' Locomotive Shed




Laser-Cut Kit 'Bergün' Locomotive Shed

In real life, the Bergün two-stall engine shed is located directly at the station of the same name. There is space for two locomotives in the shed. The model gates can be shown open or closed.

The Laser-Cut Model Kit is lasered from high-grade card and supplemented by 3D printed parts. As well as instructions for assembly, suitable special Laser-Cut Adhesive is included.




Laser-Cut Kit Universal Platform

 Until now, railway modellers were tied to the prefabricated widths and lengths of the available platforms, and altering plastic platforms required a lot of practice. This is much easier with the NOCH Universal Platform. It is made of special laser-cut cardboard, which combines two main features: firstly, it is very stable; secondly, the cardboard can simply be shaped with a craft knife or scissors.

Due to the wide base plate, platforms can also be adapted to the radius of the curve. In order to offer railway modellers with a larger track system a budget economy pack, there is also a set of 3 from NOCH. With the three enclosed Universal Platforms, longer and more varied platforms can be individually created.



H0 66008 Universal Platform
27.1 cm x 8.3 cm, 1.1 cm high



H0 66010 Universal Platform, 3 pieces set
each 27.1 cm x 8.3 cm, 1.1 cm high

N 63010 Universal Platform, 3 pieces set
each 14.8 cm x 4.5 cm, 0.6 cm high



Place track on the component and transfer contour ...



assemble the individually customised components ...



then install the finished platform in the layout.

Suitable figures (sold separately)



- H0** 15220 Passengers
- TT** 45220 Passengers
- N** 36220 Passengers (9 figures)




- H0** 15245 Farewell
- N** 36245 Farewell



The Perfect C-Track Platform!

Platform System for Märklin® C Track made of Structured Hard Foam

 With the new platform system made of the well-known NOCH Structured Hard Foam we offer fans of Märklin® C Track a perfect and at the same time very simple method of creating realistic platforms. The platforms are ideal for all railway layouts in eras III and IV.

The system consists of four components:

- Straight Platform, 18 cm long
- Straight Platform with Descending Stairs, 18 cm long
- Straight Platform Ends (2 pieces), each 12 cm long
- Platform End (Right) and Platform End (Left), each 12 cm long

By combining these elements, all conceivable platform layouts can be built in a model:

- On the one hand, the hard foam blanks can be used in instances where there is sufficient space for long, straight platforms.
- On the other hand, the platforms are also suitable for when short platforms are required, reaching as far as possible to the points. For this assembly situation, we also offer the set ref. 66020, which contains all the necessary elements for a short platform.

The platforms are hand-painted ready-made models made of the well-known NOCH Structured Hard Foam. Thanks to the special properties of this material, the platforms are easy to rework. For example, they can be shortened with a fine saw or sharp knife. NOCH Landscaping Paints (page 199) are the optimal choice for subsequent colouring.



HO 66012 Platform Epoch III – IV
for Märklin® C Track, 18 cm long, 3.8 cm wide, 1.5 cm high



HO 66014 Platform Epoch III – IV with Descending Stairs
for Märklin® C Track, 18 cm long, 8 cm wide, 1 – 1.5 cm high



HO 66015 Platform Epoch III – IV, Straight Ends
2 pieces, for Märklin® C Track, each 12 cm long, 3.8 cm wide, 1.5 cm high, slope down to 0.5 cm



HO 66018 Platform Epoch III – IV Curved End for radius (R2) 437 mm
each 1 right and 1 left end for Märklin® C Track
each 12 cm long, 3.8 cm wide, tapering off to 2 cm, 1.5 cm high, slope down to 0.5 cm



HO 66020 Platform Epoch III – IV Set (4 pieces)
for Märklin® C Track, consisting of 1 piece platform, 18 cm long, 1 piece platform with descending stairs, 18 cm long, each 1 piece curved end for radius (R2) 437 mm, left and right, total dimensions 60 cm x 3.8 cm, 1.5 cm high



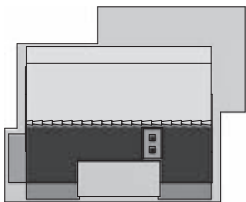
So Much for Unaffordable: We Have the House of Your Dreams!

Laser-Cut Kit Small Residential House



We can achieve what politics cannot: affordable housing! At least in the scales 1:87 and 1:160! We've developed three small, detached houses for 'inexpensive living' in H0 and N gauges.

You can use them to design small suburbs, villages and housing estates entirely according to your own ideas.



*H0 Gauge:
9.9 cm x 12.2 cm, 8.9 cm high
N Gauge:
5.4 cm x 6.6 cm, 4.8 cm high*



H0 66604 *Small Residential House*

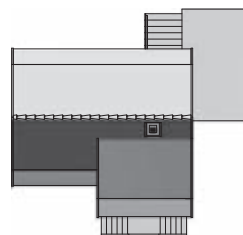
N 63604 *Small Residential House*



Laser-Cut Kit Residential House with Garage



This Residential House can stand in the middle of the metropolitan area between two large cities in a suburb or in a small village. Both the whole family and the car in the garage have their own space here.



H0 Gauge:
12.6 cm x 13.2 cm, 9.5 cm high
N Gauge:
6.9 cm x 7.2 cm, 5.2 cm high



H0 66606 Residential House with Garage

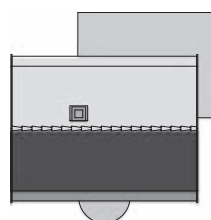
N 63606 Residential House with Garage



Laser-Cut Kit Small Detached House



It isn't much, but it's all mine! This cute house is sure to find a place anywhere. With the Laser-Cut Decoration Set 'In the Garden' (ref. 66805, see page 276), you can create a little green idyll around the house.




H0 Gauge:
10.7 cm x 10.7 cm, 8.4 cm high
N Gauge:
5.8 cm x 5.8 cm, 4.6 cm high



H0 66608 Small Detached House

N 63608 Small Detached House



Over 100 Years of 'Contemporary Building and Living'



Laser-Cut Kit Bauhaus Show Home 'Haus am Horn'



The 'Haus am Horn' was planned in 1923 on the occasion of the first Bauhaus Exhibition in Weimar and was built in just a few months. The design by Bauhaus master Georg Muche was revolutionary. The latest building materials and findings from research and teaching at the Weimar school were consistently used in construction. It is the first and only piece of architecture that the Bauhaus school realised in Weimar.

With the 'Haus am Horn', various Bauhaus workshops illustrated how they imagined contemporary living. All rooms are positioned around the inner central living space, which is provided with daylight via a skylight. One special feature of the floor plan is the clear allocation of the rooms according to their actual functions. Instead of a large kitchen-cum-living-room, for example, the kitchen was only intended to be used for preparing food whereas the dining room was only for eating. The house had several smaller but clearly structured rooms that were complemented by the latest technology, such as central heating in the basement and gas-powered water heaters in the bathroom and kitchen. Modern household appliances such as a gas cooker, vacuum cleaner and coffee machine aimed to lighten a housewife's workload to give her more time for intellectual activities. The lack of additional rooms for domestic staff is therefore also consistent: a family of three or four had to look after itself.

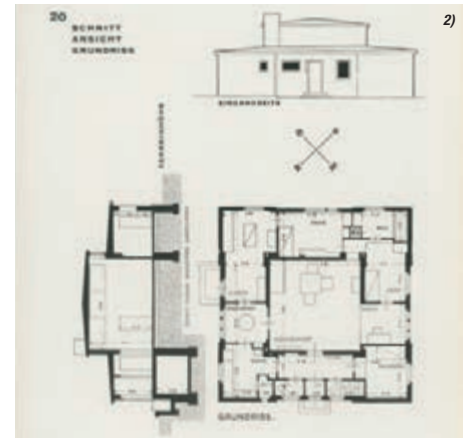
The 'Haus am Horn' show home thus reflects the concept of a changed social reality. It is therefore unsurprising that the building caused controversy amongst the press and critics when the exhibition opened. The architectural office of Walter Gropius, founder and first director of Bauhaus, took over the work to be performed. Marcel Breuer, a student of Bauhaus in Weimar who was then largely unknown, designed his first pieces of furniture for the interior spaces, including a dressing table for the lady of the house – his journeyman's piece.

Beyond the turmoil of the 1930s and 1940s, the 'Haus am Horn' continues to polarise people to this day. For proponents of Bauhaus and its design principles, its simplicity and functionality make it an elegant and timeless building that foresaw social developments and pointed out architectural solutions over 100 years ago: a true icon of architecture that was declared a UNESCO World Heritage Site in 1996.

The NOCH Laser-Cut Kit has been realised in the exact architectural scale of 1:100 and is therefore ideal for use in H0 gauge. The kit is precisely laser-cut from card. No unnecessary plastic is used in the packaging. Instructions and the appropriate special Laser-Cut Adhesive are included.



NOCH ... Just like the original! The prototype for the laser-cut kit is located in Weimar.



H0 66680 Bauhaus Show Home
'Haus am Horn'


The central roof can be removed, affording a view of the interior layout, which is also faithfully reproduced.

BAUHAUS-ARCHIV gmbh

The model was developed together with the Bauhaus Archive in Berlin and shows the status of the building during the Bauhaus Exhibition of 1923. The Bauhaus emblem guarantees that it's an official Bauhaus model.

Info Tip:

If you would like to find out more about the 'Haus am Horn' and its history or even visit the original building, we recommend the websites
Klassik Stiftung Weimar www.klassik-stiftung.de/haus-am-horn
and Bauhaus Archive / Museum for Design www.bauhaus.de (in German only)



17.7 cm x 17.7 cm, 6.8 cm high

1) Photo: Bauhaus Archive Berlin, © for Muche: Bauhaus Archive Berlin; Berlin State Image Office: Brandenburg State Office for Monument Preservation; Breuer: unknown. 2) Photo: Bauhaus Archive Berlin, © Bauhaus Archive Berlin
3) Photo: Klassik Stiftung Weimar, © Thomas Müller



Laser-Cut Kit Romantic Hotel 'Schönblick'

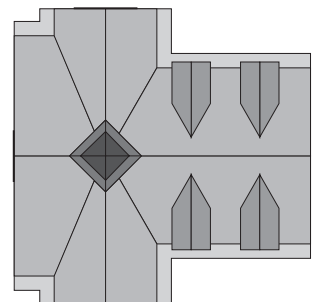


The 'Schönblick' can be installed as a romantic, wellness, sport or holiday hotel. The beautifully designed, timber-framed façade with countless lovely details inspires your dreams. The balconies are slightly larger, so figures can be placed there as guests! There is even space for a table for the late-risers, for instance, to enjoy breakfast. Who wouldn't like to spend a couple of relaxing and peaceful days at the 'Schönblick' Romantic Hotel? Signs and labels are included for decoration.



H0 66407 Romantic Hotel 'Schönblick'

N 63407 Romantic Hotel 'Schönblick'



H0 gauge:
16 cm x 16.1 cm, 21.9 cm high
N gauge:
8.8 cm x 8.8 cm, 12 cm high

Note: the N gauge kit is only suitable for advanced hobbyists due to its size and detailing.

Note: all Laser-Cut Kits on this double page come with detailed instructions and suitable Laser-Cut Special Adhesive.



A Holiday in the Mountains!

Laser-Cut Kit Guest House 'Edelweiss'




Established in an old farmhouse, the guest house is quite cosy! The building was lovingly restored. Especially pretty is the woodwork on the gables. The colourful shutters, balconies and flower boxes lend the holiday apartments a lot of charm. From here, holidaymakers can go on walks in the mountains or around the lakes or enjoy the day in a beer garden nearby.

The Laser-Cut Kit contains a sheet of stickers to choose from with various national flags and names for the guest house. An advertising sign is included, as well as a flagpole, detailed instructions and special Laser-Cut Adhesive.



- H0** 66405 Guest House 'Edelweiss'
15.7 cm x 13 cm, 9.6 cm high
- N** 63405 Guest House 'Edelweiss'
8.5 cm x 7.1 cm, 5.2 cm high



- H0 scale
15.7 cm x 13 cm
9.6 cm high
- N scale
8.5 cm x 7.1 cm
5.2 cm high



Laser-Cut Kit
Mountain Restaurant 'Grosser Mythen'



The 'Grosser Mythen' is a 1,898 metre-high mountain in the foothills of the Swiss Alps. Hikers who take the trouble to climb the mountain will be rewarded with a breathtaking panorama, which they can enjoy during a short break at the Mountain Restaurant. The model of the 'Grosser Mythen' Mountain Restaurant is modelled on the original and furnished with filigree laser engraving. A sheet of stickers of various country flags is also included in the kit.



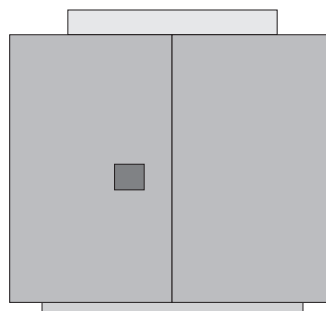
H0 65800 Mountain Restaurant 'Grosser Mythen'

N 63800 Mountain Restaurant 'Grosser Mythen'

Just like the original: the Laser-Cut Kit is modelled on the real thing down to the smallest detail.



2016: Model meets original



H0 gauge:
 11.5 cm x 10.8 cm
 7.8 cm high

N gauge:
 6.3 cm x 5.9 cm
 4.3 cm high

Note: all Laser-Cut Kits on this double page come with detailed instructions and suitable Laser-Cut Special Adhesive.



Video clip

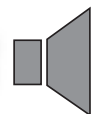



Laser-Cut Kit Event Stage with micro-sound Brass Band

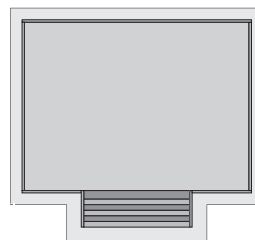


It's all dancing, singing and celebrating here: the small wooden stage is the focus of every village or city festival! The Band plays an excerpt of approx. 20 seconds from Strauss 'Radetzky March', which is reproduced via a small loudspeaker built into the model. The piece of music is stored on the electronic

chip. The complete electronics, including loudspeaker, are ready to be connected. The connection is made via a standard 16 V model railway transformer. Suitable for AC and DC power connection. Includes 'Music Band' Figures Set (ref. 15580).



'Oom-pah-pah'



9 cm x 8.3 cm, 2.6 cm high



H0 66826 Event Stage with micro-sound Brass Band

Made in Germany 

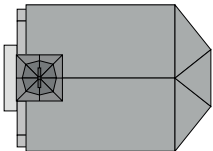


Laser-Cut Kit Chapel 'St John of Nepomuk'



The small yet stylishly detailed 'St John of Nepomuk' Chapel still finds a place for itself anywhere: whether in a small village or on the edge of a hiking trail in the mountains.

This beautiful little church always cuts a fine figure!



H0 gauge: 6.4 cm x 4.5 cm
9.6 cm high (without cross)

N gauge: 3.5 cm x 2.5 cm
5.3 cm high (without cross)



H0 63903 Chapel 'St John of Nepomuk'

N 63903 Chapel 'St John of Nepomuk'



Video-Clip

Bell Ringing!



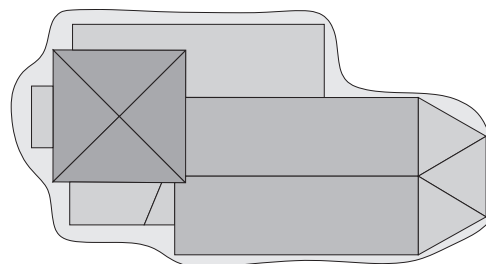

Laser-Cut Kit Church 'St George' with micro-sound Bell Ringing



The beautiful 'St George' Church is characterised by its playful architecture, beautiful timber frame, and lovingly-made details. The model is purposely

designed to be small in size as a village church or an isolated building in a rural setting. The bell ringing is stored on the electronic chip (running time approx. 20 seconds). The whole sound electronic device, including a loudspeaker, is ready to be connected. Connection is made via a standard 16 V model railway transformer.

Suitable for AC and DC power connection.



H0 gauge:
16.4 cm x 8.8 cm
25.2 cm high
(without cross)

N gauge:
9 cm x 4.8 cm
13.7 cm high
(without cross)

H0 66906 Church 'St George'
with micro-sound Bell Ringing

N 63906 Church 'St George'
with micro-sound Bell Ringing



City Fountain (Finished Model)



Fountains can be found in virtually every village and market square and create a unique atmosphere. Whether it's a village fête, a market or gastronomy, village life mostly revolves around the central fountain.

The City Fountain for H0 gauge is a particularly attractive object. The fountain has a footprint of 10 cm x 10 cm and is 7.5 cm high including the statue.

The statue on the fountain represents a Valkyrie and is 3.5 cm high. Valkyries originate from Norse mythology and can often be found as statues or fountain figures.

The fountain itself is made of the well-known NOCH Structured Hard Foam. The statue is created using a 3D printing process. Both the fountain and the Valkyrie are elaborately handcoloured.




H0 66455 City Fountain
10 cm wide, 10 cm deep, overall 7.5 cm high
(height of Valkyrie 3.5 cm)



Craft Tip: **How water gets into the fountain**

If you want to make your model even more realistic, you can bring the fountain to life with 'water' by using NOCH 2K Water Gel (ref. 60870) and NOCH Aqua Effects (ref. 60872).

Ideal 'carriers' for splashing water can be cut out of a transparent sheet (e.g. plastic packing material).



Glue the thin strips in the water outlets.



Then pour NOCH 2K Water Gel into the basin of the fountain.



Once hardened, NOCH Aqua Effects is dabbed onto the surface and the strips.



The final details are added with NOCH Foam & Spume (ref. 60862).



Milchpilz (Finished Model)



The Milchpilz (lit. milk mushroom, a kiosk selling milk in the shape of a fly agaric mushroom) was conceived in the 1950s as an original kiosk by Wangen businessman Anton Waldner and built by his company, Waldner. Around 50 of these white spotted mascots were sold all over the world, with some of them still in use today; for instance, in Wangen, Lindau and Regensburg in Germany and Bregenz in Austria.

The Milk Mushroom is making a great comeback at the State Garden Show 2024 in Wangen im Allgäu: the architectural icon can be admired in several places within the garden show grounds.

The little 'Milk Mushroom' is a true-to-scale finished model for HO gauge that was produced using injection moulding techniques. In the large NOCH range, you'll find lots of matching figures and accessories for designing a beautiful model scene.



HO 66460 Milchpilz

Base Area: 4 cm × 4 cm
Roof Diameter: 6 cm × 6 cm
Height: 5 cm



WALDNER

Waldner Unternehmensgruppe
Manufacturer of the original
'Milk Mushroom'





'In vino veritas' – In Wine there is Truth

Laser-Cut Kit Winery 'Hauser-Bühler'



The 'ideal world' in a model: what is more suiting than a winery? The grapes ripen in a prime location on the vines; the winegrower carefully controls them and knows each variety. This produces high-quality wine. Completely natural and 'organic' – without any additives. The end of the workday can be spent in the wine bar. Here, all is well in the world. The Vineyard consists of a main building and a servants' house. 24 Vines as well as the Figures Set 'Winegrowers' (ref. 15614, only in the HO kit) are included in the kit for decorating the vineyard. It also contains a detailed instruction and suitable Laser-Cut Special Adhesive.

HO 66712 Winery 'Hauser-Bühler'
Main Building with Servants' House

N 63712 Winery 'Hauser-Bühler'
Main Building with Servants' House



The original is located at the Kaiserstuhl



24 Vines are included



Figures Set 'Winegrowers' included (only with ref. 66712).

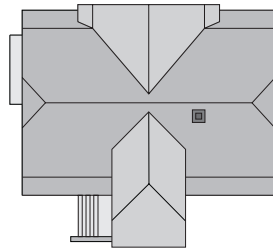
Internationally awarded:
The Laser-Cut Model Winery 'Hauser-Bühler' convinced the readers of the VGB magazines MIBA, Eisenbahn Journal, Modelleisenbahner and Züge, who awarded it the 'Golden Track' in 2015. The readers of the French magazine Le Train also awarded the 'Rail d'Or' to the HO model in 2015 and the N model in 2016.



i Info Tip:
Designing a vineyard

Designing a pretty vineyard simply turns out very well with NOCH Vines (see page 222). In addition, some Laser-Cut minis are matching the vineyard. These can be found on pages 276 to 285 in particular. For Mediterranean vineyards, Olive Trees are ideal. You can find them on page 221.





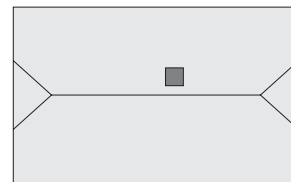
H0 gauge: 14.8 cm x 13.7 cm
13 cm high
N gauge: 8.1 cm x 7.5 cm
7.1 cm high

Laser-Cut Kit Main Building

The model is a reproduction of the Winery 'Hauser-Bühler' located in Bickensohl in the Kaiserstuhl region (wine-producing state of Baden-Württemberg). The main building houses processing and storerooms for the wine, as well as residential rooms and a small wine bar. The inn offers not only homemade wines but also dishes to complement them. The beautiful timber-framed building fits perfectly within rural surroundings.

Laser-Cut Kit Servants' House

Servants' houses are often found on large farms. In the old days, maids and servants would sleep in the buildings.



H0 gauge: 11.5 cm x 6.9 cm
7.2 cm high
N gauge: 6.3 cm x 3.8 cm
3.9 cm high





Laser-Cut Kit Tavern with Beer Garden



After a day trip with the family or a short walk along the waterfront, the inn invites the whole family to stop in. The adjoining beer garden of the half-timbered house is well filled with thirsty guests, especially on warm summer days. The model was inspired by the Wirtshaus am See in Bregenz on Lake Constance (Austria). In addition to the beautiful architecture, it is above all the romantic half-timbering that determines the appearance and makes the construction an absolute eye-catcher. The laser-cut kit comes with detailed building instructions and special Laser-Cut Adhesive.



We are delighted to have been awarded the 'Golden Track' by the renowned French magazine 'Le Train'.



HO 66401 Tavern with Beer Garden

N 63401 Tavern with Beer Garden

Made in Germany 



Suitable figures for designing the scene:



HO 16246 Themed Figures Set 'Restaurant'
Contents: 5 sitting patrons and 1 dog, 1 waiter, 1 large 'chef' advertising mascot, 4 tables, 6 chairs, 1 serving trolley, 1 menu stand with menu



HO 14822 Restaurant
Contents: 8 chairs, 5 tables and 1 A-board

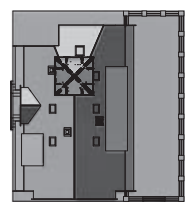


HO 15838 Restaurant

Note: you'll find matching Laser-Cut minis to design your model scene on page 284.



... Just like the original! The model was inspired by the paragon in Bregenz at Lake Constance.



HO Gauge:
18.9 cm x 17.2 cm, 18.5 cm high
N Gauge:
10.3 cm x 9.4 cm, 10.1 cm high



Info tip:
Incidentally, NOCH Laser-Cut Kits are particularly sustainable because they're made from renewable raw materials and the energy for lasering is used highly efficiently.



There's a Lot Happening on This Farm!

Laser-Cut Kit Farm



Who doesn't look back fondly on the good old days as a child when every farm seemed like a huge adventure playground? The many animals, the work in the fields, big tractors and machines: all of that is as fascinating today as it was then.

Gates in an open or closed position can be represented on the farm model. The access ramp can also be left out, which reduces the footprint of the model and also allows it to be placed in smaller dioramas.

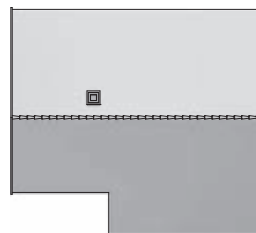
The kit is made of multicoloured laser cardboard sheets. Small accessories such as bird boxes or a crucifix complement the kit. Wonderful details can be depicted in this way.

The Laser-Cut Kit comes with detailed instructions and suitable special Laser-Cut Adhesive.

The Laser-Cut Kit comes with detailed instructions and suitable special Laser-Cut Adhesive.



HO 66714 Farm
26.6 cm x 15.6 cm
8.2 cm high



Farm
HO scale: 17.3 cm x 15.6 cm, 8.2 cm high




Access Ramp
HO scale: 10.6 cm x 4.2 cm, 4.2 cm high



Laser-Cut Kit Agricultural Outbuilding



As well as a large main building, farms used to have smaller outbuildings. Is this where farmhands and maids slept in former times, where animals were kept or hay was brought in? We don't know, write your own story and recreate your own good old days! The Laser-Cut Kit comes with detailed instructions and suitable special Laser-Cut Adhesive.



10.1 cm x 8.7 cm
6.5 cm high




H0 66715 Agricultural Outbuilding



Laser-Cut Kit Shed



Sheds are found on many larger farms. Usually, they were erected close to the property boundary and used to store carriages, trailers, tractors and agricultural equipment. The model boasts a large, double-leaf gate at the rear. Work equipment can be driven through it straight onto an adjacent field. The Laser-Cut Kit comes with detailed instructions and suitable special Laser-Cut Adhesive.



10.9 cm x 6.7 cm, 6.4 cm high



H0 66716 Shed



Video clip



Happiness on Earth Is on the Back of a Horse!

Laser-Cut Kit micro-motion Riding Arena with Horseboxes



We bring movement to your model landscape with this pretty lunge pen.

In the riding arena, the horse is lunged in a circle by the riding instructor while the rider can concentrate fully on her interaction with the animal.

The horse is moved technically by an underfloor drive with a magnet. The speed can be adjusted using the enclosed power supply with controller.

The enclosed sound module with loudspeaker provides the absolute star attraction: while the horse is being lunged, the sound of horse neighing and a hoofbeat can be heard.

A wonderful theme that brings life to rural model landscapes and not only fits perfectly with our farm ensemble!

The Laser-Cut Kit comes with detailed instructions and suitable special Laser-Cut Adhesive.

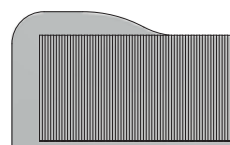
On the previous two pages, you'll find other suitable buildings if you'd like to construct a whole farm ensemble.



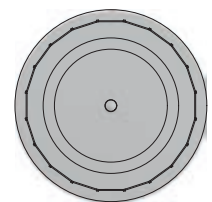
HO 66717 micro-motion Riding Arena with Horseboxes

Contents:

- micro-motion Riding Arena with 1 Horse and Rider
- 1 Riding Instructor
- Sound module including connected loudspeaker with horse neighing and hoofbeat
- Power supply with speed control
- Laser-Cut Kit Horseboxes
- Special Laser-Cut Adhesive
- Detailed instructions



Horseboxes
14.1 cm x 8.5 cm, 3.8 cm high



Riding Arena
17 cm x 17 cm, 2.3 cm high

Matching Accessories (sold separately):



HO 15632 Horse Care



HO 13040 Field Fence
13 pieces, 1.3 cm high
in total approx. 100 cm long



HO 15761 Horses

Laser-Cut Kit micro-motion Knights' Tournament



The red knight has asked for the princess' hand in marriage, but the blue knight is completely opposed. And just as knights did in the time before gender equality, he challenges him to a duel! What is the king to do? He forlornly watches the jousting, keeping his fingers crossed for his favourite.

Powered by the micro-motion drive, the two knights on horseback move realistically towards each other in the tournament arena in each round so as to then position themselves again for the next round.

The Tournament Arena, the Gate with Box and the Stand are designed as a laser-cut kit. The electronics for the movement are ready for installation and can be connected to a standard 16 V model railway transformer.

Suitable for AC and DC. Nine highly detailed, colour-printed figures are included for decoration.

The model is limited to 1000 copies. A numbered certificate, detailed instructions and special Laser-Cut Adhesive are included.


Note: on the following page, you'll find the Themed Set 'Mediaeval Market', the Stand and other Laser-Cut minis you can use to design a contemporary mediaeval market around the tournament. After all, jousts are still real crowd pullers today and can be realistically integrated into your model landscape.

HO 66828 micro-motion Knights' Tournament

Contents:

- Laser-Cut Kit 'Tournament Arena', Gate with Box, Grandstand, 2 tents
- 9 exclusive, colour-printed figures, two of them on horseback for use in the tournament arena
- micro-motion drive
- Numbered certificate
- Detailed instructions
- Special Laser-Cut Adhesive






Video-Clip




Gate with Box: 21 cm x 4.1 cm, 11.5 cm high



Stand: 13.4 cm x 6.9 cm, 4.4 cm high



Tournament Area: 38 cm x 15 cm, 4 cm high
Installation Depth: 4 cm



Come Closer, Come Over Here!

Laser-Cut Themed Set 'Mediaeval Market'



With the Themed Set 'Mediaeval Market', you can create another attraction fitting with the jousts

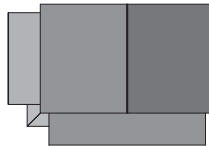
for young and old. Traders offer customers goods at their stalls. The stalls are designed as laser-cut kits and can be assembled with the special Laser-Cut Adhesive supplied. Two handpainted figures and accessories are included for decoration.



HO 65618 Themed Set 'Mediaeval Market'

Contents:

- 2 Laser-Cut Kits 'Sales Stall'
- 2 Figures 'Salesman'
- 7 Accessories 'Iron and Leather Goods'
- Special Laser-Cut Adhesive




6 cm x 4.1 cm, 3.5 cm high

There's Plenty to See Here!

Laser-Cut Kit Stand



The little 'Stand' is an ideal addition to the Knights' Tournament (ref. 66828) and many other events. Bicycle races, football matches and other sporting events can be watched comfortably from the stands with the appropriate NOCH Figures. The suitable Laser-Cut Adhesive is included in the kit.



13.4 cm x 6.9 cm, 4.4 cm high



HO 66829 Stand



Video clip

With Realistic Rotating Light Signal!



Laser-Cut Kit Lighthouse with Light Signal



The clinker-brick lighthouse not only goes well with the sea but is also a welcome sight to skippers in every port and estuary on stormy nights. As a highlight, the NOCH Laser-Cut Kit comes with a realistic motorised light signal. As a result, the so-called beacon rotates realistically in a circle.

The electronics are ready for installation. Connect to a standard 16 V model railway transformer. Suitable for AC and DC. Instruction and special Laser-Cut Adhesive are included.

Suitable figures for designing the scene:



HO 15854 Water Sports



HO 15749 Sheep



6.9 cm x 8 cm, 18.4 cm high

HO 66831 Lighthouse with Light Signal

Laser-Cut Kit micro-motion Skatepark



Anyone who's anyone in the skateboarding community meets in the skatepark! The six characters included in the kit are competing in a skate battle, outdoing each other with tricks and cool jumps! Thanks to the micro-motion drive, the best female skater rides and jumps over the halfpipe model and lands safely again. The "Skatepark" is designed as a laser-cut kit. The electronics that move the skater are ready to connect to a standard 16 V model railway transformer and are suitable for AC and DC. Six highly detailed, colour-printed figures are included in the set for decoration. The model is limited to 1000 copies. A numbered certificate, detailed instructions and special Laser-Cut Adhesive are included.



HO 66834 micro-motion Skatepark

Contents:

- Laser-Cut Kit 'Skatepark'
- 6 exclusive, colour-printed figures, one of them for use in the halfpipe
- micro-motion drive
- Numbered certificate
- Detailed instructions
- Special Laser-Cut Adhesive

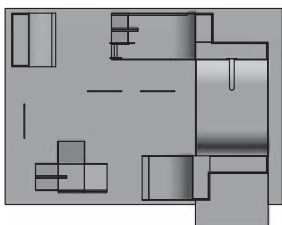




Video clip



Six highly detailed, coloured printed figures are included in the kit.



29.7 cm x 23.6 cm
7.3 cm high





Illuminate your model buildings from the inside!

micro-rooms

Interior lighting for buildings has been around for a long time and is certainly nothing special. But the new NOCH micro-rooms are! In a development process that lasted almost a year, we combined our modellers' best ideas to give you great new options for designing the lighting in your model buildings.

Until now, individual light bases or neutral light boxes for individual windows were common. The NOCH micro-room System, on the other hand, is based on cardboard light rooms of different sizes, which can be decorated with the enclosed decorative sheets. Equipped with a floor, wallpaper, etc., they're ideal for decorating with NOCH furniture and figures. The LEDs are affixed at the top of the light room. Assisted by the enclosed diffuser film, light from the LED is realistically distributed throughout the room. If you want, hang up a pair of curtains and you'll have another highlight in your model world! Design lovely details with NOCH products, from everyday scenes at the kitchen table to a passionate night of lovemaking in the bedroom!

The LEDs are available in cool or warm white and in single or double versions. They can be connected to a 16 V model railway transformer and are suitable for AC and DC. Thanks to the technology built into the mini circuit board, you can connect it directly without additional series resistors. Guaranteed to be free of flickering!

The LED circuit boards measure 0.7 cm x 1.8 cm and are thus suitable for home lighting systems and light boxes by other manufacturers such as Viessmann®.

Product Highlights:

- single and double LEDs*
- cool white and warm white LEDs*
- particularly good value*
- flicker-free & long-lasting*
- no additional series resistor necessary*
- can be connected directly to 16 V transformer*
- suitable for AC and DC*
- fit other manufacturers' lighting systems, e.g. Viessmann®*



Video-Clip





HO 51250 micro-rooms LED Building Lighting Kit Starter Set with 4 LEDs + 8 Interiors

- Contents: 4 LED lights for building interior*:
 1 x single LED, cool white; 1 x single LED, warm white
 1 x double LED, cool white; 1 x double LED, warm white
 1 diffuser film, 5 cm x 5 cm sheet
 7 decorative sheets with doors, wallpaper, curtains and lots of decorative elements
 8 micro-rooms building interiors*:
 2 x type A: 3.5 cm x 1.5 cm, 2.8 cm deep
 2 x type B: 3.5 cm x 3.0 cm, 2.8 cm deep
 2 x type C: 4.6 – 8.7 cm x 1.5 cm, 2.8 cm deep
 2 x type D: 4.6 – 8.7 cm x 3.0 cm, 2.8 cm deep
 1 set of detailed instructions*

**One of each LED type is included in the set to try out. Up to 4 light rooms can be equipped with these. You can also obtain other LEDs sorted by type for your individual needs from NOCH.*



Craft Tip:
micro-rooms



The cardboard micro-rooms are folded and glued together to form a light box. NOCH Laser-Cut Adhesive (ref. 61104) is ideal for this.



Floors, wallpaper and decorations are cut out and glued into the room. Then place NOCH figures and furniture in the lighted room.



The desired LED is affixed. Depending on your needs, cool or warm white and single or double versions are available.




The finished micro-rooms is glued behind the window in the wall of the building. The LED can be connected directly to a 16 V transformer without an additional series resistor.




51270 micro-rooms Single LED cool white
Lighting for Building Interior
4 pieces



51275 micro-rooms Single LED warm white
Lighting for Building Interior
4 pieces



51280 micro-rooms Double LED cool white
Lighting for Building Interior
4 pieces



51285 micro-rooms Double LED warm white
Lighting for Building Interior
4 pieces

51271 micro-rooms Single LED cool white
Lighting for Building Interior
8 pieces

51276 micro-rooms Single LED warm white
Lighting for Building Interior
8 pieces


51281 micro-rooms Double LED cool white
Lighting for Building Interior
8 pieces

51286 micro-rooms Double LED warm white
Lighting for Building Interior
8 pieces

Get Started with these Essentials!

Laser-Cut Scenery Sets

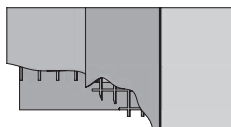
LASER CUT Everything you need to get started right away is included in these themed sets. Starting with the Laser-Cut Kit, through to the suitable figures and finishing with decorating materials, everything you need to create a nice little scene is here. Even the right glue is included in the set. The crafting fun can start immediately.



8.9 cm x 4.5 cm
4.3 cm high



HO 65606 Scenery Set 'Forest Lodge'
 Contents: Laser-Cut Kit 'Forest Lodge'
 Figures Set 'Hunters and Lumberjacks' (ref. 15060, 6 figures)
 Scatter Grass 'Forest Floor' (ref. 08350)
 2 x Woodpiles, Laser-Cut minis 'Stinging Nettles'



11 cm x 6 cm
5 cm high



HO 65620 Scenery Set 'Christmas Manger'
 Contents: Laser-Cut Kit 'Christmas Manger',
 11 cm x 6 cm, 5 cm high
 Figures Set 'Manger Figures' (ref. 15922, 11 figures)
 Scatter Material brown, 42 g (ref. 08440)
 Gravel Mat, beige (ref. 00090)
 20 Grass Tufts, green
 Mini Grass Mats, green, 28 cm x 22 cm



Everything you need to design the whole theme is inside!



...Just like the original: the real thing is in Überlingen on Lake Constance.

What Could Be Nicer Than a Hiking Trip?

Laser-Cut Scenery Set 'Hiking Trip to the Witch's House'



It's the weekend, so you're finally free, and even the weather is playing along! Clearly, the whole family is drawn to going on a hiking trip in the fresh air.

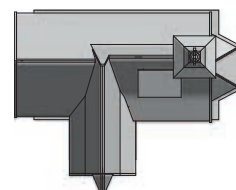
A special destination for the excursion is the 'Witch's House'. This little forest hut is located in a beautiful local recreation area which invites you to rest and recharge your batteries in the forest. By the way, the model for the little hut is in Überlingen on Lake Constance.



HO 65617 Scenery Set 'Hiking Trip to the Witch's House'

Contents:

- 1 Laser-Cut Kit 'Witch's House'
- 1 Bench, 1 Wayside Shrine
- 1 Signpost, 1 Hiking Map
- 1 Figures Set 'Wanderers' (ref. 15870)
- 42 g Scatter Material, brown (ref. 08440)
- 20 Grass Tufts
- Special Laser-Cut Adhesive



HO gauge:
5.9 cm x 4.8 cm, 8.3 cm high



The 'minis' – Even Better in a Set!



We have put together the most successful Laser-Cut minis for you in a thematically fitting manner. This means that you'll have everything you need to design a small scene with special details

and even save money in comparison to purchasing the items separately. And that's not all: we even throw in some suitable glue, included in every set for free!



HO 66805 Laser-Cut Decoration Set 'In the Garden'
 Contents: 1 Green House (ref. 14357)
 2 Cold Frames, 1 Pergola



HO 66806 Laser-Cut Decoration Set 'In the Forest'
 Contents: 1 Forest Lodge (ref. 14342)
 1 Raised Hide (ref. 14341)
 1 Cratch (ref. 14343)



HO 66811 Laser-Cut Decoration Set 'Right & Left Along the Tracks'
 Contents: 1 Wooden Plank Crossing (ref. 14305)
 1 Signal Box (ref. 14306)
 20 Milestones (ref. 14300)



Made in Germany



Laser-Cut minis Kits

By now, the Laser-Cut minis from NOCH have become a 'little institution'. The Kits have been very varied in recent years and many new ideas from our enthusiastic customers have reached us. We are therefore constantly expanding our range with new Laser-Cut minis for H0, TT and N gauges. The kits are available for a low price, and they will surely find a place on every model railway layout.

Just let yourself be inspired by our wide range of subjects!

More Laser-Cut minis can be found in this catalogue, starting from page 171.

Railway, Industry, Trade



H0 14202 Cable Rolls
3 pieces
diameter 1.8 cm / 1.5 cm / 1.2 cm




H0 14214 Piles of Planks
8 Piles with Wooden Planks
each 2 Piles of 2.5 cm x 0.8 cm
2.5 cm x 1.3 cm, 4 cm x 0.8 cm
4 cm x 1.3 cm


N 14628 Piles of Planks
8 Piles with Wooden Planks
each 2 Piles of 1.4 cm x 0.8 cm
1.4 cm x 1.3 cm, 2.2 cm x 0.8 cm
2.2 cm x 1.3 cm



H0 14300 Milestones
20 milestones in 100 metre steps.
Milestones can be mainly found along non-electrified branch lines. The upper number informs the engine driver about the track section and the lower one about the 100 metre mark. Mileage allocation randomly selected in the package.



H0 14303 St Andrew's Crosses
8 pieces



H0 14304 Level Crossing
11.8 cm x 4 cm

TT 14422 Level Crossing
8.6 cm x 2.9 cm

N 14622 Level Crossing
6.5 cm x 2.2 cm



H0 14315 Coal Bunker
13.8 cm x 4.6 cm, 2.6 cm high

N 14615 Coal Bunker
7.5 cm x 2.5 cm, 1.4 cm high





HO 14306 Signal Box
1.7 cm x 1.7 cm, 2.9 cm high



HO 14308 Small Track House
6.1 cm x 4.5 cm, 5.7 cm high


N 14640 Small Track House
3.3 cm x 2.4 cm, 2.5 cm high



HO 14312 Underpass
4.6 cm x 2.8 cm, 2.6 cm high
3 cm mounting depth


TT 14412 Underpass
3.3 cm x 1.8 cm, 2.6 cm high
2.2 cm mounting depth

N 14612 Underpass
2.5 cm x 1.5 cm, 1.4 cm high
1.6 cm mounting depth



HO 14305 Wooden Plank Crossing
5.6 cm x 8 cm

N 14624 Wooden Plank Crossing
3 cm x 4.4 cm



HO 14307 Railway Gates with St Andrew's Crosses
2 Gates, each 6 cm long
4 Diagonal Crosses



HO 14354 Corrugated Shed
5.3 cm x 3.8 cm
3.5 cm high

Note: each supplied without St Andrew's cross and crossing barrier.



HO 13751 Power & Distribution Boxes
6 pieces
2 x 1.2 cm x 1.2 cm, 1.8 cm high
2 x 0.4 cm x 2.3 cm, 1.8 cm high
2 x 0.3 cm x 0.7 cm, 1.5 cm high



HO 14314 Transformer Stations
2 pieces
2.6 cm x 2.6 cm, 2.8 cm high
3.8 cm x 2.8 cm, 3 cm high



Structured Hard Foam Signal Base and Signal Niche



Masoned Hard Foam Signal Base and Signal Niche.
Suitable for signals with underfloor compact drive.



Applications: railway embankment, individually adjustable for sloped areas.

H0 58304 Signal Base

2 pieces, 5 cm x 3.7 cm, 3 cm high
size of installation surface:
3.3 cm x 3.1 cm



Applications:

ascending terrain next to the track.
Angle of gradient individually adjustable.

H0 58306 Signal Niche

2 pieces, 5 cm x 4 cm, 3 cm high
size of installation surface:
3.8 cm x 3.4 cm



**Laser-Cut minis Kits
Roads and Paths**



HO 14237 Large Concrete Slabs
40 pieces, 2.3 cm x 2.3 cm

TT 14429 Large Concrete Slabs
40 pieces, 1.7 cm x 1.7 cm

N 14629 Large Concrete Slabs
54 pieces, 1.3 cm x 1.3 cm




Tip: The TT and N concrete slabs can each also be used as 'small' plates for the larger gauges.



HO 14208 Simple Railings
8 railings each in green, grey,
brown; total length per colour: 64 cm



HO 14209 Wrought Iron Railings
12 pieces, total length 111.6 cm



HO 14218 Drain Covers and Gully
25 pieces



HO 14219 Kerbs
16 pieces, total length 200 cm

Forest, Meadow and Mountains



HO 14338 Refuge
'Babenstuber Hut'
 4.6 cm x 3.7 cm
 3.2 cm high



... Just like the original: the 'Babenstuber Hut' acts as emergency shelter for mountaineers below the summit of the Ellmauer Halt in the Wilder Kaiser mountains. The model can, however, also be used as a refuge or barbecue hut. Incidentally, we have spared no effort and surveyed the original on site at 2,300 metres altitude.



HO 14341 Raised Hide
 3 cm x 3 cm, 5.4 cm high

TT 14433 Raised Hide
 2.1 cm x 2.3 cm, 4 cm high

N 14633 Raised Hide
 1.6 cm x 2.1 cm, 3 cm high



HO 14342 Forest Lodge
 6.5 cm x 5.1 cm, 4 cm high

TT 14434 Forest Lodge
 4.7 cm x 3.7 cm, 2.8 cm high

N 14634 Forest Lodge
 3.5 cm x 2.8 cm, 2.2 cm high



TT 14366 Resting Place
 1 Bench with Roof 2.6 cm x 2.8 cm
 2.7 cm high, 1 Bench without Roof
 2.4 cm x 1.6 cm, 0.7 cm high

N 14674 Resting Place
 1 Bench with Roof 2 cm x 2.1 cm,
 2 cm high, 1 Bench without Roof
 1.8 x cm 1.2 cm, 0.5 cm high



HO 14339 Mountain Shelter
 6.5 cm x 6 cm
 4.2 cm high



HO 14343 Cratch
 2 pieces
 2.8 cm x 1.4 cm, 2.4 cm high



HO 14379 Cattle Shelter
 6.2 cm x 4.2 cm, 3.0 cm high

Village and City



HO 14390 Bus Stop
6.8 cm x 2.8 cm, 3.3 cm high



HO 14217 Advertising Columns & Billboards
3 advertising columns and 3 advertising panels
2.2 cm x 2.2 cm, 3.9 cm high
2.2 cm x 2.2 cm, 4.6 cm high
2.2 cm x 2.2 cm, 3.7 cm high
3.6 cm x 1.2 cm, 2.9 cm high
5.0 cm x 1.0 cm, 5.4 cm high
3.4 cm x 0.4 cm, 1.7 cm high



HO 14384 Mediaeval Stall
6.5 cm x 3.2 cm, 3.2 cm high



HO 14383 Souvenir Stall
2.7 cm x 2.7 cm, 5.8 cm high



HO 14263 Event Pavilion
9.2 cm x 4.5 cm, 3.6 cm high



HO 14336 Village Chapel
4.2 cm x 3.6 cm, 8.1 cm high

N 14687 Village Chapel
2.3 cm x 2 cm, 4.5 cm high





HO 14319 Prefab Garages
2 pieces
6.9 cm x 3.5 cm, 3.0 cm high



HO 14370 Winepress
6.2 cm x 6 cm
6.3 cm high



HO 14236 Coping Stones
5 pieces made of structured hard foam
9.8 cm x 1 cm, 0.4 cm high

N 14677 Prefab Garages
2 pieces
3.8 cm x 2.0 cm,
1.6 cm high



HO 14367 Adventure Playground
11 cm x 3.7 cm
4.5 cm high

Note: the Adventure Playground is a very delicate modelling kit for advanced hobbyists.



HO 14368 Play Equipment
3 pieces
Roundabout: 2.2 cm x 2.2 cm, 1.1 cm high
Seesaw: 4.2 cm x 6 cm, 1.5 cm high
Swing: 2.1 cm x 0.2 cm, 2.3 cm high



HO 14396 Mobile Food Stalls
2 pieces
7.2 cm x 4.1 cm, 3.2 cm high
5.6 cm x 3.7 cm, 3.5 cm high



HO 14320 Kiosk
5.4 cm x 5.4 cm, 4.2 cm high



Water



HO 14264 **Event Pavilion 'Fischersteg'**
12.9 cm x 5.2 cm, 7.1 cm high

N 14619 **Event Pavilion 'Fischersteg'**
6.8 cm x 2.8 cm,
3.9 cm high



HO 14265 **Lifeguard Tower with Shark Fin**
5.6 cm x 4.5 cm,
5.3 cm high



HO 14259 **Boat Hire**
9.2 cm x 7.3 cm,
5.3 cm high



HO 14222 **Small Footbridge**
6 cm x 2.2 cm
1.3 cm high



N 14620 **Small Footbridge**
3.3 cm x 1.2 cm
0.8 cm high



HO 14223 **Footbridge**
9.5 cm x 1.8 cm
max. 3 cm high



HO 14224 **House Boat**
8 cm x 3.4 cm
3 cm high



HO 14260 **Beach Bar**
7.6 cm x 5 cm
4.9 cm high



HO 14262 **Fisherman's Hut**
8.0 cm x 3.7 cm,
5.4 cm high



N 14691 **Fisherman's Hut**
4.4 cm x 2.0 cm, 3.0 cm high



HO 14372 **Covered Pedestrian Bridge**
7.9 cm x 3.5 cm, 3.9 cm high



Garden



HO 14105 Flower Island
2 pieces (without plants)
each 4.5 cm x 3 cm, 0.6 cm high



N 14609 Flower Island
2 pieces (without plants)
each 2.4 cm x 1.8 cm, 0.4 cm high



HO 14230 Timber Fence
42 cm
1.5 cm high



HO 14357 Green House
4.2 cm x 2.4 cm
2.6 cm high



HO 14397 Sauna with View
(without figures)
8.9 cm x 4.3 cm, 3.5 cm high



HO 14359 Outhouse
2 pieces, 1.4 cm x 1.5 cm, 2.7 cm high

N 14636 Outhouse
2 pieces, 0.8 cm x 0.9 cm, 1.5 cm high



HO 14361 Garden Plot Shed
5.4 cm x 5.2 cm
3.3 cm high

TT 14435 Garden Plot Shed
3.9 cm x 3.8 cm
2.4 cm high

N 14635 Garden Plot Shed
2.9 cm x 2.8 cm
1.8 cm high



HO 14377 Henmobile
6.0 cm x 4.3 cm, 2.9 cm high



HO 14347 Bee House
4.9 cm x 4.9 cm, 3.6 cm high

Christmas Laser-Cut minis Kits



HO **14391** **Christmas Market Entry Arch**
7.6 cm x 1 cm,
approx. 7.9 cm high



HO **14392** **Christmas Market Stall**
8 cm x 5 cm, 3.5 cm high

N **14682** **Christmas Market Stall**
4.5 cm x 3 cm, 2 cm high



N **14681** **Christmas Market Entry Arch**
4.3 cm x 0.6 cm, 4.5 high



HO **14393** **Mulled Wine Stall**
5 cm x 5 cm, 4 cm high

N **14683** **Mulled Wine Stall**
3 cm x 3 cm, 2.5 cm high



HO **14394** **Christmas Market Manger with Figures in Wood Look**
7.5 cm x 3.5 cm, 3.5 cm high
incl. 8 Figures



HO **14395** **Christmas Market Pyramid**
4.5 cm x 4.5 cm, 9 cm high



Info Tip:
Laser-Cut Adhesive –
easy to apply in exact doses

NOCH Laser-Cut Adhesive is perfect for building high-grade model Laser-Cut Kits. The adhesive is very easy to apply in exact doses thanks to its tip. Even the smallest parts can therefore be stuck together cleanly. When glueing larger surfaces together, it is. It is recommended that the adhesive is spread with a paintbrush. Its special formula ensures a strong, long-lasting bond.



61104 **Laser-Cut Adhesive**
30g



Let Your Creativity Shine with the New LED Fairy Lights!

The LED Fairy Lights are available with 10, 20 and 30 LEDs. One LED is placed per centimetre. The Fairy Lights are suitable as lantern garlands for festivities, as stall lighting at a Christmas market, and much more! Connect to a 16 V model railway transformer. Suitable for AC and DC.



51240 Fairy Lights with 10 LEDs

Contents: string of lights with 10 LEDs, length 10 cm, length of connecting cable 15 cm

51244 Fairy Lights with 20 LEDs

Contents: string of lights with 20 LEDs, length 20 cm, length of connecting cable 15 cm

51248 Fairy Lights with 30 LEDs

Contents: string of lights with 30 LEDs, length 30 cm, length of connecting cable 15 cm

Nice and Spooky – Spookily Nice!



To set the right mood, not just for Halloween! Those who like to carve pumpkins, watch horror films, play 'trick or treat' and invite zombies and vampires to their costume party will get their money's worth with the five Illuminated Pumpkins. Connect to a 16 V model railway transformer. Suitable for AC and DC.



HO 51210 Pumpkins, illuminated

Contents: 5 pieces, handpainted each with 1 LED




Video clip

Fascinatingly Realistic!

Structured Hard Foam Castle Ruins



NOCH Castle Ruins are true eye-catchers in every model landscape! Castle towers, derelict fortifications, castle courtyards: all mediaeval walls in the NOCH range are absolutely realistic.



G

1

0

HO

TT

N

Z

Super realistic!



H0 TT 58600 *Castle Ruin*
18 cm x 14 cm, 12 cm high



H0 58605 *Castle Ruin*
20 cm x 16.3 cm, 16.5 cm high



Combination option: ref. 58600 and 58605 Castle Ruins can be made into a large castle.

In cooperation with:

Modellbau Luft



HO **58611** *Chapel Ruin*
10.5 cm x 6.7 cm, 6.7 cm high



HO **TT** **N** **58609** *Castle Ruin*
15.5 cm x 10 cm, 12 cm high



HO **TT** **N** **58602** *Castle Ruin*
16 cm x 13 cm, 10 cm high



Background Info:



Anyone who thinks of plaster models thinks of Modellbau Luft. Manfred Luft is an artist with plaster, who always provides high-quality models with gusto. His studio has been producing small buildings series, custom-made models and master patterns for companies and end consumers. Crooked huts, old cottages, decaying castles and stalactite caves are mainly crafted by hand.

There are many models in the NOCH range that bear his signature. The super-realistic castle ruins are particularly popular.

In cooperation with:

Modellbau Luft



Abandoned Place 'Locomotive' made of Structured Hard Foam



A decayed locomotive is every railway fan's nightmare. Or maybe not? Who knows. With the help of a few friends and some hard work, you could set up an association and get the locomotive back on the rails.

A little bit of repairing, welding, sanding and hammering will be required. But the old iron horse will soon look like new again.



HO 60763 Abandoned Place 'Locomotive'
24 cm x 10.1 cm x 5.2 cm high

Relics of the Past

Special Scenes made of Structured Hard Foam



The great modelling plaster artist Manfred Luft has also created these two fascinating scenes. We are convinced that the excavation of the Roman thermal baths and the T-Rex excavation are fantastic eye-catchers for your model landscape.



HO TT N 58615 Roman Baths Excavation
15.4 cm x 11.2 cm, 1.6 cm high



HO TT N 58614 T-Rex Excavation
13.5 cm x 6.8 cm, 1.6 cm high





UFO Crash made of Structured Hard Foam



3D

February 2023, Wangen im Allgäu. While the NOCH Sales Team finally get to meet customers in Nuremberg at the International Toy Fair after two years of abstinence, the US Government does its best to dismiss one particular incident as a 'Chinese weather balloon'. Meanwhile in the Allgäu, investigations by the 'Men in Yellow' uncover something unbelievable: it wasn't a weather balloon but Fred! Of all places, the alien crashed his UFO in a field in the Allgäu. Luckily, nothing happened to him, and he was able to exit the flying saucer unharmed. Eye witnesses reported a 'human-like being,

small to medium, or even large in size*'. He's never been seen since. Perhaps he lives among us undetected, and has long been part of the NOCH team? He might even be the one to process your next order? Naturally, the 'Men in Yellow' will keep following their leads on this story!

***Note:** after some in-depth research, we now believe that Fred has the amazing ability to change his size at will. Consequently, the model is suitable for HO, TT and N gauge. Depending on Fred's mood.



HO TT N 60765 UFO Crash

Contents: 1 base plate with crashed UFO made of NOCH Hard Foam, handpainted 22.5 cm x 15 cm, 6.5 cm high
1 3D printed alien figure, 1.7 cm tall



Our Aliens are a little gag for your model landscape. They go perfectly with the UFO Crash (ref. 60765) but can also be combined with other NOCH Figures Sets.



HO 15812 Aliens



Populate Your Entire Little World!

Nothing animates a model scene as much as model figures. You'll find a huge selection of different figures in the NOCH range. To give you a quick introduction to the large assortment of NOCH Figures, you'll find a small overview on the page to the right.

Note: you'll find Z, 0, 1 and G gauge figures in the chapter 'Special Gauges' (from page 366) in this catalogue.

1

G

0

HO

TT

N

Z



Figures and Decorations

Figures-Sets – from page 296

Tiny-Scenes – from page 324

Themed Figures Sets – from page 326

Accessory Sets – from page 335

Figures and Decorative Advent Calendar – from page 340

Hobby Figures – from page 342

3D Master Figures H0 – from page 344

3D Master Figures N and 3D Themed Figures Sets N – from page 346

Figures XL Sets – from page 348

Mega Economy Figures Sets – from page 350

micro-motion Children's Playground – from page 354

Sound Scenes – from page 356

Ornamental Plants – from page 361

Deco Minis – from page 362

Walls and Fences – from page 363

Working Life



HO 15021 Fire Brigade
(black protective clothes)

N 36021 Fire Brigade
(black protective clothes)



HO 15022 Fire Brigade
(orange protective clothes)



HO 15025 THW Technical Aid Agency



HO 15029 City Cleaning

TT 45029 City Cleaning



HO 16770 Fork-lift Truck



HO 15038 Warehousemen

TT 45038 Warehousemen

N 36038 Warehousemen



HO 15042 Miners



HO 15043 Archaeologists



HO 15046 Sailors

TT 45046 Sailors

N 36046 Sailors



HO 15047 Maritime Search and Rescue



HO 15051 Carpenters



HO 15052 Chimney Sweepers



HO 15053 Bakers



HO 15054 Bricklayers



HO 15055 Bricklayers

TT 45055 Bricklayers



HO 15056 Painters



HO 15057 Construction Workers



HO 15059 Hunters and Foresters

TT 45059 Hunters and Foresters

N 36059 Hunters and Foresters



HO 15060 Hunters and Lumberjacks



HO 15061 Forest Workers

TT 45061 Forest Workers

N 36061 Forest Workers



HO 15069 Parcel Carriers



HO 15070 Service Staff



HO 15080 Traffic Accident

TT 45080 Traffic Accident

N 36080 Traffic Accident



HO 15094 Paramedics

N 36094 Paramedics



HO 15107 Racing Drivers and Mechanics



HO 15108 Auto Mechanics



HO 15110 Construction Workers



HO 15111 Workers & Tools



- HO** 15112 Road Workers
- TT** 45112 Road Workers
- N** 36112 Road Workers



- HO** 15116 Caretakers
- TT** 45116 Caretakers
- N** 36116 Caretakers

Postmen and Police Officers



- HO** 15078 Mounted Police
- TT** 45078 Mounted Police
- N** 36078 Mounted Police



- HO** 15079 Special Task Force
- TT** 45079 Special Task Force
- N** 36079 Special Task Force



- HO** 15088 German Postmen



- HO** 15090 German Police Officers



- HO** 15091 Police Officers (blue uniform)



At the Railway Station



H0 15216 Farewell



H0 15217 Passengers

TT 45217 Passengers

N 36217 Passengers



H0 15218 Passengers

N 36218 Passengers



H0 15219 Passengers



HO 15220 Passengers
TT 45220 Passengers
N 36220 Passengers (9 Figures)



HO 15223 Passengers
TT 45223 Passengers
N 36223 Passengers



HO 15224 Passengers



HO 15226 Business Travellers



HO 15238 People on Benches



HO 15240 Passengers (without benches)
N 36240 Passengers (without benches)



HO 15242 Passengers (without benches)
TT 45242 Passengers (without benches)
N 36242 Passengers (without benches)



HO 15244 Lorry Drivers and Co-Drivers (without Legs)



HO 15245 Farewell
N 36245 Farewell



HO 15246 At the Bus Stop
TT 45246 At the Bus Stop
N 36246 At the Bus Stop



- HO** 15247 Backpackers and Hitchhikers
- TT** 45247 Backpackers and Hitchhikers
- N** 36247 Backpackers and Hitchhikers



- HO** 15250 Sitting Passengers
(without Legs, without benches)



- HO** 15275 Shunters
- TT** 45275 Shunters
- N** 36275 Shunters



- HO** 15276 Railway Construction Group
- TT** 45276 Railway Construction Group
- N** 36276 Railway Construction Group



- HO** 15277 Track Workers
- N** 36277 Track Workers



- HO** 15284 Shunters
- TT** 45284 Shunters
- N** 36284 Shunters



- HO** 15278 Sitting Workers (without benches)



- HO** 15279 Shunters Epoch III & IV
- TT** 45279 Shunters Epoch III & IV
- N** 36279 Shunters Epoch III & IV





HO 15280 Railroad Staff

TT 45280 Railroad Staff

N 36280 Railroad Staff (9 Figures)



HO 15281 Engine Drivers Steam Loco

N 36281 Engine Drivers Steam Loco



HO 15282 Engine Driver & Shunters, Epoch III

TT 45282 Engine Driver & Shunters, Epoch III

N 36282 Engine Driver & Shunters, Epoch III



HO 15283 Engine Drivers Electric Loco (without Legs, without benches)

**Perfect Sales
Support for
our Dealers**



71194 Figures Counter Display
112 hooks for maximum 560 Figures Sets;
diameter approx. 45 cm, height approx. 110 cm

71195 Figures Floor Display
152 hooks for maximum 760 Figures Sets;
diameter approx. 45 cm, height approx. 187 cm



People in all Situations




HO 15400 Nuns (without bench)



HO 15401 Monks (without bench)



HO 15410 Priest and Altar Servers



HO 15471 People with Dogs

TT 45471 People with Dogs

N 36471 People with Dogs



HO 15470 Market



HO 15472 Travel Group



HO 15473 Tourists

TT 45473 Tourists

N 36473 Tourists



HO 15478 Pedestrians




HO 15479 *Pedestrians*



HO 15480 *Pedestrians*



HO 15481 *Pedestrians*



HO 15510 *Lovers*

N 36510 *Lovers*



HO 15511 *Same-Sex Couples*



HO 15512 *Young Couples*

TT 45512 *Young Couples*

N 36512 *Young Couples*



HO 15518 *Shopping*



HO 15519 *People Panic Buying*



HO 15520 *Pedestrians*



HO 15523 *People in the Rain*



HO 15530 *Sitting People (with one bench)*

TT 45530 *Sitting People (with one bench)*

N 36530 *Sitting People (with one bench)*



HO 15532 *Sitting People (without bench)*

N 36532 *Sitting People (without bench)*



HO 15533 *Sitting People (without bench)*



HO 15536 *Sitting People (without bench)*



HO 15540 *Sitting People (without bench)*

N 36540 *Sitting People (without bench)*



HO 15551 *Senior Citizens*



HO 15558 *Group of Regulars*



HO 15559 *Drunk People*

TT 45559 *Drunk People*

N 36559 *Drunk People*



HO 15560 *Toilet Stories*

TT 45560 *Toilet Stories*

N 36560 *Toilet Stories*



HO 15565 *City Scenes*



HO 15563 *Street Musicians (without bench)*



HO 15571 *Photographers*

N 36571 *Photographers*



HO 15573 *Camera Crew*



HO 15574 *People with Cell Phones (without bench)*



HO 15575 *People Reading*



HO 15580 *Music Band*

N 36580 *Music Band*



HO 15579 *Alphorn Players*



HO 15561 *Pee Break*



HO 15584 *Mothers with Children*



HO 15589 *Grandparents & Grandchildren*



HO 15590 *Parents & Children*

TT 45590 *Parents & Children*

N 36590 *Parents & Children*



HO 15592 *Parents & Children*



HO 15595 *Washday*



HO 15597 *Street Performers*



HO 15598 *Gardening*



HO 15599 *Family Having a Picnic*



Country Life



HO 15609 Farming Family



HO 15613 Harvesters



HO 15614 Wine Growers

N 36614 Wine Growers



HO 15617 Farmers



HO 15618 Mountain Farmers



HO 15619 Hay Harvest



HO 15628 Tractor Drivers (without bench)



HO 15629 Farmers

TT 45629 Farmers


N 36629 Farmers



HO 16750 Two Wheel Tractor

TT 46750 Two Wheel Tractor

N 37750 Two Wheel Tractor



HO 15751 Sheep Shearing



HO 16756 Tractor 'Fahr'



HO 15630 Riders

TT 45630 Riders

N 36630 Riders



HO 15632 Horse Care



HO 15634 Stable Work



HO 15616 Chopping Wood

N 36616 Chopping Wood

Enjoying a Ride

Carriages and Coaches



A few decades ago, carriages and horse-drawn coaches were the only or most common means of transport.



HO 16706 Wedding Carriage



HO 16714 Hearse Coach



Animals



HO 15711 *Farm Animals (12 Figures)*

TT 45711 *Farm Animals (10 Figures)*

N 36711 *Farm Animals (10 Figures)*



HO 15712 *Pigs*

N 36712 *Pigs*



HO 15713 *Farm Animals*

N 36713 *Farm Animals*



TT 45715 *Dogs & Cats*



HO 15717 *Dogs*

N 36717 *Dogs*



HO 15719 *Dogs*



HO 15721 *Cows, black-white*

TT 45721 *Cows, black-white*

N 36721 *Cows, black-white (9 Figures)*



N 36722 *Cows, dark-brown*



HO 15723 Cows, brown-white

N 36723 Cows, brown-white (9 Figures)



HO 15724 Drover and Cows



HO 15725 Cows, black-white



HO 16658 Cows at Water Trough



HO 15726 Cows, brown-white



HO 15727 Cows, brown



HO 15728 Highland Cattle



HO 15730 Deer

TT 45730 Deer

N 36730 Deer (9 Figures)



HO 15732 Deer

TT 45732 Deer

N 36732 Deer



HO 15740 Roe Deer



HO 15742 *Alpine Animals*



HO 15745 *Forest Animals (12 Figures)*

TT 45745 *Forest Animals (9 Figures)*

N 36745 *Forest Animals (9 Figures)*



HO 15748 *Sheep and Shepherd*

TT 45748 *Sheep and Shepherd*

N 36748 *Sheep and Shepherd*



HO 15749 *Sheep*



TT 45750 *Sheep and Shepherd*

N 36750 *Sheep and Shepherd*



HO 15752 *Goats*



HO 15761 *Horses*

TT 45761 *Horses*

N 36761 *Horses*



HO 15762 *Draught Horses*

TT 45762 *Draught Horses*

N 36762 *Draught Horses*



HO 15772 *Chicken and Geese*



HO 15774 *Swans and Ducks*



HO 15775 *Birds*



HO 15776 *Storks*



Games, Hobbies and Leisure Time



HO 15808 Bobby Car Race



HO 15809 Children

N 36809 Children



HO 15810 Playing Children



HO 15815 Children

N 36815 Children



HO 15817 Children on the Football Ground

TT 45817 Children on the Football Ground

N 36817 Children on the Football Ground



HO 15832 Beer Garden



HO 15833 At the Coffee Shop



HO 15838 Restaurant



HO 16732 Ice Cream Trailer





HO 15839 *Music Band*

N 36839 *Music Band*



HO 15841 *Bathers*

TT 45841 *Bathers*

N 36841 *Bathers*



HO 15842 *Bathers*



HO 15843 *Nudists*

N 36843 *Nudists*



HO 15844 *Nudists*




HO 15847 *Voyeurs*



HO 15849 *Bathers*

TT 45849 *Bathers*

N 36849 *Bathers*



HO 15850 *Bathers*



HO 15851 *Sunbathers*

TT 45851 *Sunbathers*

N 36851 *Sunbathers*



HO 15852 *In a Hooded Beach Chair*



HO 15853 *Surfers*



HO 15854 *Water Sports*



HO 15860 *Wedding*



HO 15861 *Love Story*



HO 15862 *Bride and Groom*

TT 45862 *Bride and Groom*

N 36862 *Bride and Groom*



HO 15864 *Wedding Guests*

TT 45864 *Wedding Guests*

N 36864 *Wedding Guests*



HO 15868 *Pilgrims*



HO 15870 *Wanderers*

N 36870 *Wanderers*



HO 15871 *Mountaineers*

TT 36871 *Mountaineers*

N 45871 *Mountaineers*



HO 15872 *Wanderers*



HO 15873 *Wanderers*



HO 15874 *Mountain Hikers with Cross*

TT 45874 *Mountain Hikers with Cross*

N 36874 *Mountain Hikers with Cross*





HO 15876 *Camping*

TT 45876 *Camping*

N 36876 *Camping*



HO 15879 *Scouts*



HO 15881 *People Camping*




HO 15886 *Paragliders*




HO 15888 *Practising Yoga*



HO 15889 *Skateboarders*



HO 15890 *Marathon Runners*



HO 15891 *Fishermen*



HO 15892 *Fishing*



HO 15593 *Barbecue Party*

N 36593 *Barbecue Party*



H0 15897 Bicycle Racers

TT 45897 Bicycle Racers

N 36897 Bicycle Racers



H0 15898 Cyclists

TT 45898 Cyclists

N 36898 Cyclists



H0 15899 Mountainbikers



H0 15902 Cyclists



H0 15909 Family on a Bike Ride



H0 15905 Motorcyclists

TT 45905 Motorcyclists

N 36905 Motorcyclists



H0 15904 Motorcyclists

TT 45904 Motorcyclists

N 36904 Motorcyclists



H0 15910 Scooter Drivers

N 36910 Scooter Drivers

Note:
H0 football players have
shirt numbers.



H0 15965 Football Team

TT 45965 Football Team



H0 15979 Football Team

TT 45967 Football Team



Fairytale Figures



HO 15803 Snow White and the Seven Dwarfs



HO 15806 The Bremen Town Musicians



HO 15804 Hansel and Gretel with Witch



HO 15805 Little Red Riding Hood and the Big Bad Wolf



HO 15807 Cinderella

Aliens



HO 15812 Aliens

Zombies & Vampires



HO 15800 Zombies



HO 15801 Vampires

Bring Colour into Play!

Unpainted Figures

Easily paint your figures yourself. We offer selected, unpainted NOCH Figures in favourable economy packs. The figures can simply be painted with commercial synthetic paints directly on the sprue.

Highlights:

- Budget bulk packs
- Easy to paint on the sprue
- Figures in one piece – no assembly required



'Passengers' Sprue



'Pedestrians' Sprue



'Sitting People' Sprue (without bench)



H0 14985 Unpainted Figures
72 pieces

TT 44985 Unpainted Figures
72 pieces

N 35985 Unpainted Figures
72 pieces

Contents:

- 2 sprues, each with 12 'Passengers' figures
- 2 Sprues, each with 12 'Pedestrians' figures
- 2 Sprues, each with 12 'Sitting People' figures



16000 Sitting People, white, Architecture Line 1:100 (without bench)



We have developed a small range of white figures in 1:100 scale specially for architecture modellers. These are ideal for designing unostentatious architectural models.



16001 Pedestrians, white, Architecture Line 1:100



16002 Standing People, white, Architecture Line 1:100

Boats



The small, beautiful HO and N crewed boats are a highlight of the NOCH range. Liven up your model waters with these lovely, realistic models. Come aboard!

Note: the boats do not float.



HO 16824 Sailing Boat



HO 16800 Rowing Boat



HO 16805 Canoe

N 37805 Canoe



HO 16809 Kayaks

N 37809 Kayaks



HO 16810 Pedal Boat



HO 16815 Dinghy

N 37815 Dinghy



HO 16818 White Water Rafting



HO 16820 Motorboat



HO 16822 Fishing Boat

N 37822 Fishing Boat



Too hot!

'Sexy Scenes'

The 'Sexy Scenes' are definitely the most exciting figures in our assortment. Each 'Sexy Scenes' pack consists of a pair of model lovers and matching accessories, such as a bed, desk, etc.

Since these products are quite 'exceptional,' we've decided not to show them here. Instead, you can see an illustration. The rest we leave to your imagination...



HO 15951 *Lovers in Action (bed)*

N 36951 *Lovers in Action (bed)*



HO 15952 *Lovers in Action (armchair)*



HO 15953 *Lovers in Action (desk)*



HO 15956 *Lovers in Action (chair)*



HO 15960 *Lovers in Action (bed)*



HO 15961 *Lovers in Action (bench)*



HO 15962 *Lovers in Action (love seat)*



HO 15948 *Artists and Nude Models*



HO 15949 *Nude models*

TT 45949 *Nude models*

N 36949 *Nude models*



HO 15957 *Sexy Ladies*



HO 15958 *Nude Models*



HO 15959 *Ladies of the Night*

N 36959 *Ladies of the Night*



In the Winter



HO 15819 *Children in the Snow*

TT 45819 *Children in the Snow*

N 36819 *Children in the Snow*



HO 15821 *Children in the Snow*

TT 45821 *Children in the Snow*

N 36821 *Children in the Snow*



HO 15823 *Ski Tourers*



HO 15824 *Ice Skaters*

N 36824 *Ice Skaters*



HO 15826 *Snowboarders*



HO 15827 *Skiers*



HO 15828 *Skiers*

N 36828 *Skiers*



HO 15829 *Skiers*



HO 15920 *Santa Claus and Angels*



HO 15923 *St Nicholas' Evening*



HO 15924 Santa Claus with Sleigh



HO 15926 Christmas Market

N 36926 Christmas Market



HO 15927 Selling Christmas Trees

N 36927 Selling Christmas Trees



HO 15928 Winter Work




HO 15929 Santa Claus & Knecht Ruprecht



HO 15930 Family Meier in Wintertime



HO 15922 Manger Figures



Paste the Temporary Glue on the figure and briefly allow to dry.



When the glue is transparent, stick the figure onto the desired spot.



For a 'change of scene', simply take the figure off...



...and place it on another spot again.

Temporary Glue

NOCH Temporary Glue allows you to optimally fix small parts onto your landscape – and take them off again!

NOCH Temporary Glue is water-soluble, dries out transparent and leaves no residue on the surface. That's why it is ideal for affixing figures, cars, houses and many more.



61121 Temporary Glue
30 g



Charming Little Scenes

Tiny-Scenes



The *Tiny-Scenes* are charming little scenes that will fill any model landscape with life. Despite being elaborately handpainted, the 32 *Tiny-Scenes* are very attractively priced. You are sure to find lots of places in your model landscape that you can live up with the *Tiny-Scenes*.



HO 16500 *Tiny-Scenes*
'Vegetable Stall'



HO 16501 *Tiny-Scenes*
'Fruit Stall'



HO 16502 *Tiny-Scenes*
'Flower Stall'



HO 16503 *Tiny-Scenes*
'Fish Stall'



HO 16504 *Tiny-Scenes*
'Ice Cream Van'



HO 16505 *Tiny-Scenes*
'Hotdog Van'



HO 16506 *Tiny-Scenes*
'Coffee Stall'



HO 16507 *Tiny-Scenes*
'Coffee Break'



HO 16508 *Tiny-Scenes*
'Clothes Shopping'



HO 16509 *Tiny-Scenes*
'Clothes Shopping'



HO 16510 *Tiny-Scenes*
'Cake Display'



HO 16511 *Tiny-Scenes*
'Ice Cream Parlour'



HO 16512 *Tiny-Scenes*
'Restaurant'



HO 16513 *Tiny-Scenes*
'Lunch'



HO 16514 *Tiny-Scenes*
'Lunch'



HO 16515 *Tiny-Scenes*
'At Work'



HO 16516 *Tiny-Scenes*
'At Work'



HO 16517 *Tiny-Scenes*
'In the Office'



HO 16518 *Tiny-Scenes*
'In the Office'



HO 16519 *Tiny-Scenes*
'Police Operation'



HO 16520 *Tiny-Scenes*
'Construction Work'



HO 16521 *Tiny-Scenes*
'Roadworks'



HO 16522 *Tiny-Scenes*
'Post'



HO 16523 *Tiny-Scenes*
'Post'



HO 16524 *Tiny-Scenes*
'Post'



HO 16525 *Tiny-Scenes*
'Warehousing'



HO 16526 *Tiny-Scenes*
'Warehousing'



HO 16527 *Tiny-Scenes*
'Warehousing'



HO 16528 *Tiny-Scenes*
'On the Platform'



HO 16529 *Tiny-Scenes*
'On the Platform'



HO 16530 *Tiny-Scenes*
'Coffee Break'



HO 16531 *Tiny-Scenes*
'Track Work'

Themed Figures Sets



A model landscape is and remains a small, intact world that we can create as we like. Completing our wide figures range, we have developed the product line NOCH Themed Figures Sets.

Each set contains figures and extensive, finely detailed accessories that allow you to design your favourite scenes in your model world to your heart's content. All parts are intricately painted by hand and enhance every model landscape.



- HO 16200 Themed Figures Set 'Barbecue Party'**
 Contents: 5 Figures, 1 Dog, 2 Kettle Barbecues
 1 Gas Barbecue, 1 Barbecue Smoker
 1 Beer Barrel, 1 Beer Table, 2 Beer Benches
 2 Camping Chairs, 1 Camping Table
 1 Beer Crate (Empty)



- HO 16201 Themed Figures Set 'Camping'**
 Contents: 4 Figures, 1 Campfire
 2 Rucksacks
 1 Ridge Tent, 1 Igloo Tent
 1 Camping Table
 2 Camping Chairs (Unfolded)
 1 Camping Chair (Folded)
 2 Signposts, 1 Beer Crate
 1 Stone Well, 1 Wooden Well




- HO 16205 Themed Figures Set 'Bathing'**
 Contents: 6 Figures
 1 Wicker Beach Chair
 2 Deckchairs
 2 Sunloungers
 2 Parasols (Unfolded)
 1 Parasol (Folded)





- HO 16210 Themed Figures Set 'In the Mountains'**
 Contents: 6 Figures, 1 Summit Cross, 1 Well
 2 Wayside Crosses, 2 Hiking Signposts
 1 Wooden Bench with Backrest
 1 Table, 2 Benches
 1 Hiking Information Board with Map



- HO 16220 Themed Figures Set 'Winter's Day'**
 Contents: 6 Figures, 2 Bobsleighs
 2 Wooden Sledges, 2 Snowmen
 1 Snow Blower
 1 Snow Shovel (Small)
 1 Snow Shovel (Large)
 1 Sleigh Shovel
 1 Snowboard
 1 Ski Stand with Skis



- HO 16226 Themed Figures Set 'Fruit Stall'**
 Contents:
 1 Figure 'Fruit Seller Froni'
 4 Figures
 1 Fruit Barrow with Roof and Wheels
 1 Market Table with Fruit
 4 Baskets of Fruit





- HO 16228 Themed Figures Set 'Fish Stall'**
 Contents:
 1 Figure 'Fishmonger Akindo'
 4 Figures
 1 Canopied Fish Stall with Scales
 1 Market Table with Display
 1 Snack Table
 1 Advertising Sign



- HO 16229 Themed Figures Set 'Ice Cream and Hotdog Van'**
 Contents:
 1 Figure 'Sausage Seller Hannes'
 1 Figure 'Ice Cream Seller Luigi'
 2 Adults
 2 Children
 1 Hotdog Van
 1 Ice Cream Van
 2 Advertising Signs



- HO 16230 Themed Figures Set 'Coffee Stall'**
 Contents:
 1 Figure 'Barista Federico'
 1 Coffee Bike
 3 Coffee-Drinking Figures
 1 Dog
 1 Dustbin
 2 Bar Tables
 2 Advertising Signs





- HO 16240 Themed Figures Set 'Toy Shop'**
 Contents: 2 mothers
 1 Mother with a child and buggy
 3 playing children
 1 Large 'Superman' decorative figure
 2 Scooter and pedal car toy vehicles
 3 product presentations of balls and toys as well as clothing



- HO 16241 Themed Figures Set 'Fashion Shop'**
 Contents: 4 customers
 1 saleswoman
 1 sales counter with till
 3 display stands with clothes
 1 rack on castors with hanging clothes
 1 rack with clothes in compartments
 1 revolving stand with hanging clothes



- HO 16245 Themed Figures Set 'Café'**
 Contents: 1 ice cream vendor
 1 waitress
 1 female customer and 1 child, standing
 2 sitting customers
 3 tables and 4 chairs
 1 large ice cream counter with transparent glass top
 1 large cake and tart counter with transparent glass top





- HO 16246 Themed Figures Set 'Restaurant'**
 Contents: 5 sitting patrons and 1 dog
 1 waiter
 1 large 'chef' advertising mascot
 4 tables
 6 chairs
 1 serving trolley
 1 menu stand with menu



- HO 16250 Themed Figures Set 'Workshop'**
 Contents: 6 working model figures
 2 workbenches
 1 metal cabinet
 1 filing cabinet
 1 metal shelf
 1 set of welding equipment
 1 drum



- HO 16251 Themed Figures Set 'Office'**
 Contents: 4 sitting model figures
 1 standing model figure
 1 large desk
 1 small desk
 1 reception desk
 1 sideboard
 1 wall shelf
 1 conference table
 4 chairs





HO 16262 Themed Figures Set 'Roadworks'

- Contents: 6 construction workers
- 4 large construction site barriers
- 4 small construction site barriers
- 5 beacon stands
- 2 beacons on stands
- 4 traffic cones ('witches' hats')
- 1 wheelbarrow
- 1 shovel
- 1 broom



HO 16260 Themed Figures Set 'Police Operation'

- Contents: 6 police officers
- 1 police dog
- 4 police barriers
- 4 lightweight crowd control barriers
- 1 floodlight
- 1 power unit
- 2 speed cameras
- 1 traffic sign



HO 16265 Themed Figures Set 'Post'

- Contents: 1 postman, 3 parcel couriers,
- 1 postman on a bicycle, 1 postal trolley,
- 2 postman trolleys, 1 bicycle, 1 cargo bike,
- 1 platform trolley, 2 different postboxes



HO 16264 Themed Figures Set 'Post Netherlands'

- Contents: 1 postman, 3 parcel couriers,
- 1 postman on a bicycle, 1 postal trolley,
- 2 postman trolleys, 1 bicycle, 1 cargo bike,
- 1 platform trolley, 2 different postboxes



- HO 16266 Themed Figures Set 'Loading Goods'**
 Contents: 1 warehousewoman with sack truck
 1 warehouseman with crate
 1 warehouseman with hand pallet truck
 2 warehousemen and 1 haulier
 1 hand pallet truck, 1 sack truck
 1 pallet (empty), 2 pallets with load
 1 pallet cage on pallet, 1 small crate
 4 different barrels
 4 different gas bottles



- HO 16268 Themed Figures Set 'Platform'**
 Contents: 5 passengers
 2 suitcases
 1 ticket machine
 1 ticket validator
 1 train status/timetable display board
 1 grid trolley
 3 luggage trolleys
 1 sign
 2 three-seater benches



- HO 16270 Themed Figures Set 'Rail Depot'**
 Contents: 1 worker sitting on a cable drum
 1 crane operator
 1 worker with brake shoe
 1 worker with shovel
 1 foreman
 1 hand crane, 2 cable drums
 4 barrels
 1 brake shoe stand
 1 welding carriage





Themed Figures Sets 'Buffet'

Mmm, that smells good! Who doesn't love beautifully presented, tasty buffets? A buffet is always an unmistakable sign that something special is going on. And there are lots of occasions for opulent buffets: whether it's a holiday, anniversary celebration, work do, milestone birthday or ceremonial reopening, a buffet is part of it!

Our three lovingly designed scenes cover the entire spectrum of delicacies on a buffet, from starters to main courses and desserts. Naturally, the appropriate figures are included, from chefs to waiters and feasting patrons. Tuck in!



HO 16275 Themed Figures Set 'Buffet'

Contents: 4 patrons, 2 waiters, 2 buffet tables, 1 buffet counter



HO 16276 Themed Figures Set 'Buffet'

Contents: 3 patrons, 2 chefs, 2 buffet tables, 1 buffet trolley, 2 bar tables



HO 16277 Themed Figures Set 'Buffet'

Contents: 4 patrons, 2 waiters, 2 buffet tables, 1 buffet trolley, 2 bar tables



Themed Figures Sets 'Flea Market'

There's something here to suit every taste, from antique furniture to vintage clothes and used toys. The variety of products on offer makes flea markets a paradise for bargain hunters and collectors. The people who visit flea markets are as diverse as the products. Young people seeking unique fashion statements, older people looking for memorabilia from

bygone days, or families wanting to complete their household – everyone is full of enthusiasm for it.

Our three lovingly handpainted scenes depict this hustle and bustle in a model. Sellers offer for sale antiques, second-hand textiles and used toys, while customers and passersby look on excitedly.



H0 16280 Themed Figures Set 'Flea Market'
 Contents: 4 customers, 1 seller, 1 table with antiques, 1 blanket with antiques



H0 16281 Themed Figures Set 'Flea Market'
 Contents: 4 customers, 1 sitting seller, 1 large table with textiles and shoes, 3 small tables with textiles and shoes



H0 16282 Themed Figures Set 'Flea Market'
 Contents: 1 mother with buggy and giant teddy bear, 1 customer, 2 children, 1 seller, 2 large blankets with toys



Accessory Sets



If you value designing realistic theme-based scenes, you'll find a ton of ideas in the NOCH range: from children's playgrounds to furniture to different flowerpots. Each set contains a variety of hand-painted

accessories on every theme. Liven up your model landscape with the accessory sets from NOCH – because it's often the little things that can have the biggest effect!



HO 14800 Garden Tools

Contents: Clothes Line, Carpet-Beating Stand, various Plant Tubs and Watering Cans, Hedge Clippers, Hand Saw, Wheelbarrow, Shovel, Lawnmower, Garden Hose, Rake, Spade, Hoe, Scythe and Broom



HO 14805 Road Building Tools

Contents: Mound of Sand, Jackhammer, Warning Signs, Cones, Lane Closure Signals, Tamper, Pickaxe, Wheelbarrow, various Brooms and Shovels, Bucket



HO 14810 Train Station
 Contents: Noticeboard, Bench, various Suitcases, Backpacks, Bags, Luggage Trolley Baskets, Hand Luggage



HO 14814 Playground Accessories
 Contents: Table Tennis Table, Climbing Mushroom, Slide, Tent, Pram, Children's Tractor, Push Scooter and Bicycle



HO 14815 Auto Workshop
 Contents: Gas Bottles, Cart for Gas Bottles, Drum Pump, Hand Carts, Car Jack Bucket, Fire Extinguisher, Watering Can, Tool Kit, Toolboxes, Oil Drums Oxygen Cylinders, Wheel, Tyres, Sack Barrow, Roll Plate and Car Battery



HO 14817 Beer Garden Accessories
 Contents: 12 Beer Benches, 6 Beer Tables and 3 Parasols



HO 14822 Restaurant
 Contents: 8 Chairs, 5 Tables and 1 A-Board



H0 14824 Coffee Shop
 Contents: 8 Chairs, 4 Tables and 1 Ice Cream Counter



H0 14825 Waste Containers & Ashcans
 Contents: 2 Dustbins, various Rubbish Bins, Bottle Bank, Metal Recycling Bin and Skip



H0 14832 Furnitures
 Contents: Living Room Cabinet, Sofa, Television, Kidney-Shaped Table, 2 Armchairs, Painting, Wardrobe, Bed, Dressing Table and Bedside Table



H0 14833 Furnitures
 Contents: Refrigerator, Kitchen Sideboard, Gas Stove, Electric Stove, Oven, Washing Machine, Kitchen Cupboard, Dining Table and 3 Chairs



H0 14848 Benches
 Contents: 4 Green Benches, 2 Red Benches and 3 Wasterpaper Baskets

TT 46848 Benches
 Contents: 4 Green Benches, 2 Red Benches and 3 Wasterpaper Baskets

N 35848 Benches
 Contents: 4 Green Benches, 2 Red Benches and 3 Wasterpaper Baskets



- H0 14849 Benches**
Contents: 6 benches
- TT 46849 Benches**
Contents: 6 benches
- N 35849 Benches**
Contents: 6 benches



- H0 14851 Benches**
Contents: 4 Benches, 1 Circular Bench



- H0 14870 Christian Symbols**
Contents: 2 Roadside Shrines, 3 Crosses, 1 Statue



- H0 14871 Gravestones**
Contents: 6 Gravestones



- H0 14885 Flowerpots**
Contents: 27 Flowerpots and Troughs

Monuments and Busts

Accessory Sets



In many places, monuments and busts characterise the cityscape, at the same time comprising distinctive waypoints. NOCH Accessories Sets can be used in a variety of ways in your model

landscape, making for an attractive eyecatcher. Busts and monuments represent famous historical figures and scenes.



HO 14835 Monuments

Contents: 4 Monuments (Johannes Gutenberg, Pietà, Frederick the Great, Georg Friedrich Händel)



HO 14838 Busts

Contents: 4 Busts (Johann Christoph Friedrich von Schiller, Johann Wolfgang von Goethe, Ludwig van Beethoven, Annette von Droste-Hülshoff)



Nice and Spooky – Spookily Nice!



To set the right mood, not just for Halloween! Those who like to carve pumpkins, watch horror films, play 'trick or treat' and invite zombies and vampires to their costume party will get their

money's worth with the five Illuminated Pumpkins. Connect to a 16 V model railway transformer. Suitable for AC and DC.



Video clip



HO 51210 Pumpkins, illuminated


Contents: 5 pieces, handpainted each with 1 LED





New Figures every year!

Advent Calendar with H0, TT and N Gauge Figures

 The Figures Advent Calendar in A3 format is an absolute eye-catcher with its beautiful cover picture. Every day you can look forward to a new figure when you open a door – an ideal gift for every modeller!

Please note: The Figure Advent Calendar does not contain any winter or Christmas figures.

- H0** 15997 Figures Advent Calendar
Contents: 24 figures
- TT** 45997 Figures Advent Calendar
Contents: 24 figures
- N** 36997 Figures Advent Calendar
Contents: 24 figures

Our new Figures Advent Calendar will be released in September 2024!





No Time for Hobbies? We've Got the Solution!

Decorative Advent Calendar 'Right & Left Along the Tracks'



The 'peaceful' lead-up to Christmas is usually quite challenging: far too much work and far too little time for the nice things in life? We

know all about that! So that your favourite hobby doesn't fall short of expectations at Advent, and you get to experience a bit of joy crafting, we've devised the NOCH Decorative Advent Calendar for you.

You can use the contents to add a little something to your model railway layout every day during Advent. They have been chosen so that the little accessories and figures are suitable for every layout. And once the 24 doors have been opened, the really meaningful part of the holiday season can begin, with plenty of time for the nicest hobby in the world.

HO 65592 Decorative Advent Calendar
'Right & Left Along the Tracks'



Simply Painted for a Budget Price!

NOCH Hobby Figures



NOCH Hobby Figures are the first choice when it comes to populating reasonably-priced squares, platforms, parks, carriages, etc. The Hobby Figures are painted in a simpler way than the 'normal' NOCH Figures which is reflected in the very favourable price. The figures are available for the common gauges of HO, TT and N.



Best value!

The particularly reasonably-priced NOCH Hobby Figures can be recognised by their red packaging.



HO 18001 Fire Brigade

N 38001 Fire Brigade



HO 18010 Railway Officials



HO 18011 Shunting Staff

TT 47011 Shunting Staff

N 38011 Shunting Staff



HO 18012 Railway Construction Crew

TT 47012 Railway Construction Crew

N 38012 Railway Construction Crew



HO 18100 Pedestrians

TT 47100 Pedestrians

N 38100 Pedestrians



HO 18101 Pedestrians



HO 18115 Passengers

TT 47115 Passengers

N 38115 Passengers



HO 18116 Passengers (without benches)



HO 18117 *Passengers*



HO 18130 *Sitting People (without benches)*

TT 47130 *Sitting People (without benches)*

N 38130 *Sitting People (without benches)*



HO 18131 *Sitting People (without benches)*

TT 47131 *Sitting People (without benches)*



HO 18132 *Sitting People (without benches)*



HO 18210 *Shepherd and Sheep*



HO 18211 *Deer*

TT 47211 *Deer*

N 38211 *Deer*



HO 18215 *Horses*



HO 18216 *Cows, brown*

TT 47216 *Cows, brown*


N 38216 *Cows, brown (9 Figures)*



HO 18300 *Bathers*

TT 47300 *Bathers*

N 38300 *Bathers*



Individual Figures in 3D Colour Printing

3D Master Figures for HO Gauge

 It's a great innovation: these lovingly designed HO figures are printed in full colour. Unprecedented design possibilities such as colour gradients and colour patterns (stripes, checks, etc.) arise from this fantastic new technology. Take a close look at the 3D Master Figures and discover their fascinating colourful details.



HO 10401 *Bride and Groom*



HO 10405 *Lady in Red Dress*



HO 10406 *Lady in Yellow Dress*



HO 10410 *Cellist*



HO 10411 *Trumpeter*



HO 10412 *Saxophonist*




HO 10413 *Multi-Instrumentalist*



HO 10414 *Harlequin*



HO 10415 *Painter with Model and Easel*



HO 10420 *Bathing Woman*



HO 10421 *Woman bathing Child*



HO 10601 *Tagger*



HO 10602 *Teenager on Skateboard*



HO 10605 *Nude Model and Photographer*



HO 10701 *Father Christmas*



HO 10702 *Father Christmas and Boy*



HO 10703 *Santa Girl*



HO 10704 *Sexy Santa Girl*



HO 10801 *Adam and Eve*



HO 10802 *Devil*



HO 10803 *Venus*



HO 10804 *Death*

3D Colour Printing for N Gauge



3D Master Figures for N Gauge



3D print is evolving rapidly, and new technologies are opening up a wide range of possible uses for our lovely hobby. The new NOCH 3D Master Figures are 3D printed and in colour!

Even the smallest details become visible with this fantastic technology. Whether checked shirts, striped blouses or colour grading and gradients, full-colour 3D printing makes it possible.



N 35000 Fire Brigade



N 35050 Construction Workers



N 35200 Railway Officials



N 35250 Shunters



N 35300 Passengers



N 35400 Sitting People



N 35800 Bathers



N 35820 Mountain Hikers with Cross



N 35060 Warehousemen



N 35100 Hunters and Lumberjacks



N 35310 Passengers



N 35440 Wedding



N 35450 Ladies of the Night



N 35600 Farmers



N 35730 Forest Animals



N 35740 Sheep and Shepherd



N 35830 Cyclists



N 35840 Anglers

A Highlight for N-Gauge Modellers: Themed Sets in 3D Colour Printing

3D Master Themed Figures Sets for N Gauge



N 35900 Themed Figures Set 'Rail Depot'
Contents: 6 figures, 4 mobile jacks, 1 shelf with oil drums, 1 oil drum with pump, 1 tool trolley



N 35901 Themed Figures Set 'Track Construction'
Contents: 6 workers, including 1 worker with a universal electric screwdriver, 4 sleepers, 2 cable drums, 2 oil drums, 1 stepladder, 1 safety siren, 1 crucible of thermite welding



N 35902 Themed Figures Set 'Workshop'
Contents: 6 figures, 1 stacking plate with tools, 1 tool wall, 1 workbench, 1 desk, 1 shelf, 1 organiser, 1 tool trolley, 1 locker



Finally Available Again!

Figures XL Sets



The extremely popular Figures XL Sets are finally available again. The practical sets each contain at least 18 elaborately handpainted individual figures, matching a theme. You can choose from eight interesting themes.

Worth mentioning: the XL Sets are packaged in an environmentally friendly way. The new sustainable figures packaging consists of 100 % card and can therefore be disposed of without any problems.



HO 16106 XL Set 'Passengers', 18 figures



HO 16111 XL Set 'At Work', 18 figures

Best Value!



HO 16122 XL Set 'At the Station', 18 figures



HO 16125 XL Set 'In the City' (without bench), 19 figures



HO 16131 XL Set 'Sitting People' (without benches), 18 figures



HO 16140 XL Set 'In the Mountains', 18 figures



HO 16162 XL Set 'Sheep and Shepherd', 37 figures




HO 16164 XL Set 'Black & White Cows', 21 figures



Join the Hustle and Bustle!

Mega Economy Figures Sets

 It has never been easier nor more favourable to breathe life into your model scenes. Each set contains 60 elaborately hand-painted sitting or standing figures. The figures lend themselves perfectly to the brightening up of railway station or city scenes.

60 Figures at amazing prices!



- HO** 16070 Mega Economy Figures Set
60 Figures, without benches
- TT** 46070 Mega Economy Figures Set
60 Figures, without benches
- N** 37070 Mega Economy Figures Set
60 Figures, without benches



- H0** 16071 Mega Economy Set 'Sitting People'
60 Figures, without benches
- TT** 46071 Mega Economy Set 'Sitting People'
60 Figures, without benches
- N** 37071 Mega Economy Set 'Sitting People'
60 Figures, without benches




- H0** 16072 Mega Economy Set 'Sitting Passengers'
60 figures (without legs, without benches)



Populate Your Model World!

Mega Economy Figures Sets

Best value!

 With the Mega Economy Figures Sets, you can bring train platforms, cities, carriages and the landscape to life for a favourable price. Create your own little world with lovingly hand-painted figures – there's no limit to your imagination.



HO 16041 Mega Economy Set 'At the Station'
30 Figures



HO 16043 Mega Economy Set 'In the City'
30 Figures



HO 16045 Mega Economy Set 'Sitting People'
30 Figures, without benches



HO 16049 Mega Economy Set 'Animals'
36 Figures



HO 16050 Mega Economy Set 'Passengers'
30 Figures, without Legs, without benches



Hobby Figures Mega Economy Sets



It doesn't get more economic than this! Each Hobby Figures Mega Economy Set contains 60 hand-painted figures. The painting of the Hobby Figures is less detailed compared to the normal NOCH

Figures. These particularly economical figures are perfect for designing village or city squares.

Particularly affordable because simpler painted



H0 18402 Mega Economy Set 'Sitting People'
60 Figures, without benches

TT 47402 Mega Economy Set 'Sitting People'
60 Figures, without benches

N 38402 Mega Economy Set 'Sitting People'
60 Figures, without benches



H0 18401 Mega Economy Figures Set
60 Figures, without benches

TT 47401 Mega Economy Figures Set
60 Figures, without benches

N 38401 Mega Economy Figures Set
60 Figures, without benches



Produkt des Jahres

VGB
VEREINIGTE GEBÄUDE
GeraMond

1. Platz Kategorie X:
Modellbahntechnik

Spielplatz
mit mot. Geräten
Noch



Das Goldene Gleis 2024

Leserwahl der Zeitschriften

MIBA
Modellbahntechnik
modellbahn



Video clip



Now Movement Comes into Play!

micro-motion Children's Playground



Almost all of us should have fond childhood memories of playgrounds and individual pieces of playground equipment. The swing on which we were often pushed for hours by our parents; the roundabout that made us feel dizzy, or the seesaw that was so difficult to balance on.

Playgrounds can be found in every city and village and are therefore an important part of human coexistence. Families meet, children laugh and play, parents talk about work and parenting, and some of the latest items of gossip and tittle-tattle are exchanged while their offspring have a go on the swings.

After the smash hit, the micro-motion 'Tree with Swing' (ref. 21768), we set out to develop four moveable pieces of playground equipment: a seesaw, a classic swing, a bird's nest swing and a roundabout.

The handpainted playground equipment and model figures come completely assembled. Each device is powered by a motor that is located directly underneath the model (installation depth 3.5 cm). The mechanism for the drive is supplied as a kit. The electronics supplied can be connected to a standard 16 V model railway transformer and are suitable for AC and DC. The speed of the playground equipment can be set on the circuit board.



H0 13401 micro-motion Swing
5.6 cm x 7.8 cm x 6.5 cm
installation depth 3.5 mm





Video clip



H0 13400 *micro-motion Seesaw*
5.6 cm x 4.5 cm x 5.5 cm
installation depth 3.5 cm



Video clip



H0 13402 *micro-motion Bird's Nest Swing*
7.6 cm x 3.6 cm x 7.5 cm
installation depth 3.5 cm



Video clip



H0 13403 *micro-motion Roundabout*
5 cm x 5 cm x 5.4 cm
installation depth 3.5 cm


Let's Make Some Sound!

Sound Scenes



Breathe some life into your model landscape!

Due to the compact design of the electronics and loudspeakers, the sound in the NOCH Sound Scenes originates from the same place as in the real thing. The electronics, which come ready to be connected, can thus be installed in churches, or the building block for street musicians can be placed directly in a city building next to the band. You will be surprised how realistic a noise sounds when it's in the middle of the action. The connection is via a standard 16 V model railway transformer. The sound lasts approx. 20 seconds. Suitable for AC and DC power supply.



'Der Zug fährt ab!'

The following typical platform noises and sounds are heard: train whistle, squeaking brakes, locomotive noises and the announcements 'Beware of the approaching train!' and 'This train will now depart!'. **Note:** announcements only in German.

H0 12800 On the Platform

N 12950 On the Platform



Video clip



'Ratter, tacktack, piep! ...'

Makes the typical noises heard on a track construction site as well as an automatic track warning system.

H0 12801 Track Construction Site

N 12951 Track Construction Site



Video clip



'Doogle de doo'


A typical barrel organ piece is heard.

H0 12820 Street Musicians

N 12955 Street Musicians



Video clip



Makes the sound of several alphorns playing.

HO 12821 Alphorn Blowers



A telephone rings, the foreman calls his men and shortly afterwards the siren goes off.
Note: announcements only in German.

HO 12842 Fire Brigade Operation



Makes the sound of a chainsaw with a starter.

HO 12843 Felling Trees

N 12956 Felling Trees



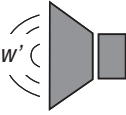
Makes the sound of a motorbike.

HO 12844 Motorbike

N 12970 Motorbike



'Gackle, moo, mow'



The following typical farm noises and sounds are heard: cows mooing, birds tweeting, sheep baaing and hens clucking.

HO 12850 On the Farm

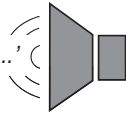
N 12960 On the Farm



Video clip



'Moo, moo ...'




The mooing of 'happy cows' in a meadow is heard.

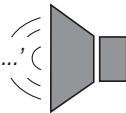
HO 12851 Cow Pasture



Video clip



'Woof, woof, grrr ...'




Makes the sound of a guard dog barking.

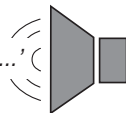
HO 12852 Dogs



Video clip



'Cluck, cluck, cock-a-doodle-doo ...'



Makes the sound of hens clucking and a cockerel crowing.

HO 12853 Chickens



Video clip



Makes the sound of sheep bleating.

HO 12854 Flock of Sheep

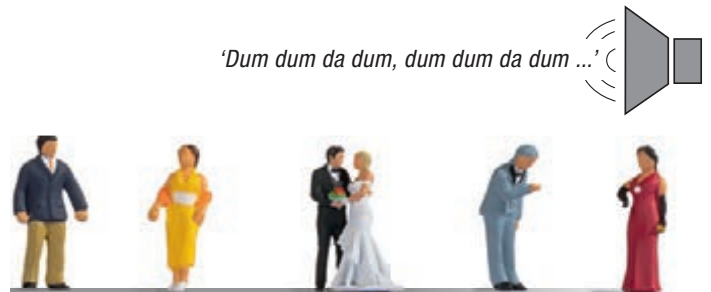
TT 12911 Flock of Sheep

N 12961 Flock of Sheep



A typical church bell rings.

HO 12860 At the Church



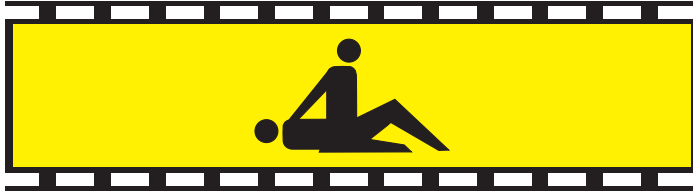
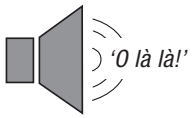
Plays the Wedding March.

HO 12861 Wedding



The melody of the traditional German Christmas carol 'Alle Jahre wieder' is played by a brass band.

HO 12897 Christmas



A typical 'sexy sound' is heard – let yourself be surprised!

HO 12899 *Sexy Sounds*



Get Connected!

Telegraph Poles



To this day, telegraph (or telephone) poles characterise railway embankments and lines. They can still be found alongside the tracks and enable reliable communication over distances. The poles are hand-painted and their level of detailing is captivating. Enclosed with the product is a special 2 m long, flexible cable.



HO 13160 *Telegraph Poles*
4 pieces incl. 2 m line



For the Perfect Decoration

Ornamental Plants

The elaborately hand-crafted ornamental plants are lovely decorative objects for parks, buildings, pedestrian zones, gardens and much more.



HO 14009 Flower Boxes, blooming, red, white and yellow
12 Flower Boxes



HO 14010 Flower Boxes, blooming, red
12 Flower Boxes



HO 14012 Ornamental Plants in Pots
9 flower Pots

N 14080 Ornamental Plants in Pots
(illustration similar) 9 flower Pots



HO 14020 Ornamental Plants in Tubs
3 flower Pots



HO 14024 Palms
3 pieces



HO 14031 Flowers in Pots
9 flower Pots

N 14084 Flowers in Pots
9 flower Pots



N 14082 Ornamental Plants in Tubs
9 flower Tubs

Gardening can be so easy!

Deco Minis

Deco Minis are prefabricated small vegetable plots at the size of 3 cm x 6 cm equipped with different plants. The Deco Minis are simply removed from their packaging and glued onto the model landscape.

The new Bed Edgings are practical and pretty. The set contains laser-cut items to border two attractive vegetable or flowerbeds.



HO 13214 Bed Edgings
2 pieces, each 6.5 cm x 4 cm



HO 13215 Tomato Plants
6 plants, 3 cm x 6 cm



HO 13216 Cauliflower
16 plants, 3 cm x 6 cm



HO 13219 Pumpkin
8 plants, 3 cm x 6 cm



HO 13223 Rose Bed
12 plants, 3 cm x 6 cm



Design Perfect Model Plots of Land

Handpainted plastic walls



The plastic Walls are perfectly suited to enclosing buildings, fields, properties, gardens and much more. The Walls are formed using a plastic injection moulding process and are thus stable and durable. They look very natural because they are elaborately handcoloured in multiple colours.

Each set contains twelve parts: four wall elements, each with a pillar; three wall elements without pillars; and five individual pillars.

We recommend a small saw (e.g. PUK saw) and all-purpose glue, superglue or hot glue for processing.

The NOCH Detail Markers (ref. 61155) are ideal for colouring.



H0 13170 Quarrystone Wall
12 parts, total length 72 cm, wall height 1.6 cm
pillar height 2.2 cm

TT 43170 Quarrystone Wall
12 parts, total length 51.5 cm, wall height 1.2 cm
pillar height 1.6 cm

N 33170 Quarrystone Wall
12 parts, total length 39 cm, wall height 0.9 cm
pillar height 1.2 cm



H0 13171 Fieldstone Wall
12 parts, total length 70 cm, wall height 1.3 cm
pillar height 2 cm

N 33171 Fieldstone Wall
12 parts, total length 39 cm, wall height 0.8 cm
pillar height 1.2 cm



H0 13172 Garden Wall
12 parts, total length 71 cm, wall height 1.5 cm
pillar height 1.9 cm

Hand-Painted Fences



With seven different replicas of wooden fences, you will find a nice selection of hand-painted NOCH fences. Thanks to their elaborate painting, the models look as detailed as the originals! You can put into effect a wide variety of fence shapes with these elements, which can be combined in multiple ways.

Depending on the type of fence, you can find straight pieces, garden gates, drives, crumbled fence parts and much more. Some of the most beautiful fence models that we have are also available for fans of TT and N gauges.

Super realistic!



HO 13010 Field Fence
18 pieces, 1.2 cm high
in total approx. 100 cm long

N 33010 Field Fence
18 pieces, 0.7 cm high
in total approx. 58 cm long



HO 13015 Rail Fencing
18 pieces, 1.4 cm high
in total approx. 97 cm long



HO 13030 Field Fence
12 pieces, 1.3 cm high
in total approx. 100 cm long

TT 43030 Field Fence
12 pieces, 0.9 cm high
in total approx. 80 cm long

N 33030 Field Fence
12 pieces, 0.7 cm high
in total approx. 60 cm long



HO 13040 Field Fence
13 pieces, 1.3 cm high
in total approx. 100 cm long



HO 13060 Abandoned Fence
24 pieces, 1.6 cm high
in total approx. 91 cm long



HO 13070 Garden Fence
22 pieces, 1.2 cm high
in total approx. 91 cm long

TT 43070 Garden Fence
22 pieces, 0.9 cm high
in total approx. 71 cm long

N 33070 Garden Fence
22 pieces, 0.7 cm high
in total approx. 55 cm long




HO 13080 Garden Fence
18 pieces, 1.3 cm high
in total approx. 97 cm long



Fences Economy Packs

Best value!

The popular, high-quality NOCH Fences are also available unpainted in the cost-effective economy packs. Each H0 set contains fences with a total length of over 250 cm (TT set over 200 cm; N set over 150 cm). Equipping your model railway with realistic-looking model fences has never been so economic!



H0 13095 Country Fences

TT 43095 Country Fences

N 33095 Country Fences

Fences Economy Packs			
Ref.	Description	Contents	Gauge
13095	Country Fences	53 sections; total length approx. 290 cm	H0
43095	Country Fences	53 sections; total length approx. 220 cm	TT
33095	Country Fences	53 sections; total length approx. 170 cm	N



H0 13096 Garden Fences

TT 43096 Garden Fences

N 33096 Garden Fences

Fences Economy Packs			
Ref.	Description	Contents	Gauge
13096	Garden Fences	72 sections; total length approx. 270 cm	H0
43096	Garden Fences	72 sections; total length approx. 200 cm	TT
33096	Garden Fences	72 sections; total length approx. 150 cm	N



For Fans of a Special Railway Experience

Most NOCH products, such as water products, rock compound or flocking material, can be used for all gauges. However, you will also find many products in our range that have been specially developed for one size.

On the following pages, we've put together all the items that are specially available for sizes Z, 0, 1 and G.

G

1

0

H0

TT

N

Z



Special Gauges

Z Gauge – from page 330

- Buildings, Figures, Vehicle, Walls, Portals, Tunnels, Bridges, Preformed Layouts and Briefcase Layouts

O Gauge – from page 336

- Figures and Walls

1 Gauge – from page 340

- Figures

G Gauge – from page 342

- Trees and Figures

Matching Accessories for Z Gauge

Laser-Cut Kits

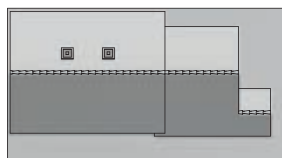
With a scale of 1:220, Z gauge is the smallest model railway that is manufactured in series. You'll find the items that are specially suited to Z gauge on the following pages. In addition, you'll find a large assortment of crafting and landscaping items in this catalogue that are suitable for Z gauge.

Here's a small selection:

- Ballast, page 64
- Grass Fibres (1.5 mm and 2.5 mm), from page 154
- Classic Trees, from page 224

- Hobby Trees, from page 232
- Illuminated Christmas Tree, page 188
- Preformed Layouts, from page 400
- Model Railway in a Briefcase, from page 410
- Z Gauge Advent Wreath, page 415

Our Japanese partner ROKUHAN is specialised in Z gauge. In the ROKUHAN chapter from page 416 in this catalogue, you'll find a large selection of interesting products for Z gauge.



10.3 cm x 5.8 cm
4.5 cm high



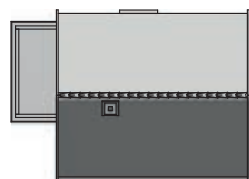
Z 44305 Station 'Zeil'



Half-Timbered House
5.1 cm x 3.7 cm, 5 cm high



Country House
5.1 cm x 3.7 cm, 5 cm high



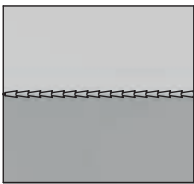
Great Farm
6.3 cm x 4.5 cm, 5.7 cm high



Z 44310 Village Set, 3 pieces
Contents: 2 Residential Buildings, 1 Great Farm



Note: All Laser-Cut kits illustrated on this double page include a detailed construction manual and a suitable special Laser-Cut adhesive.



Field Barn
4.2 cm x 3.9 cm, 1.7 cm high



Chapel
3.5 cm x 2.5 cm, 3.8 cm high



Timber Barn
3.2 cm x 2.4 cm, 1.3 cm high



Z 44315 Small Buildings Set, 3 pieces
Contents: 2 Barns, 1 Chapel

Hand-painted Figures



Z 44200 German Railway Officials



Z 44201 Travellers



Z 44202 Pedestrians



Z 44203 Sitting People (without Benches)



Z 44250 Cows, black-white



Z 44251 Cows, brown-white

Colour 3D Print – That’s Never Happened Before!



3D Master Figures for Z Gauge



3D print is evolving rapidly, and new technologies are opening up a wide range of possible uses for our lovely hobby. The new NOCH 3D Master Figures are 3D printed and in colour! Even

the smallest details become visible with this fantastic technology. Whether checked shirts, striped blouses or colour grading and gradients, full-colour 3D printing makes it possible.



Z 44500 Fire Brigade



Z 44501 Construction Workers



Z 44502 Warehousemen



Z 44503 Hunters and Lumberjacks



Z 44504 Farmers



Z 44510 Railway Officials



Z 44511 Shunters



Z 44520 Passengers



Z 44521 Sitting People



Z 44522 Passengers



Z 44530 Bathers



Z 44531 Mountain Hikers with Cross



Z 44532 Cyclists



Z 44533 Anglers



Z 44540 Cows



Z 44541 Deer



Z 44542 Horses



Z 44543 Forest Animals



Z 44544 Sheep and Shepherd

3D Colour Printing for Z-Gauge Roads

3D Master Vehicles for Z Gauge

Top Innovation!



Thanks to innovative, full-colour 3D printing, a splash of colour is now coming to Z-gauge roads! The new 3D Master Vehicles Sets each contain two vehicles in two different colours.



Z 44601 Trabant 601
2 pieces, blue and green



Z 44602 Opel Corsa A
2 pieces, red and white



Z 44603 Citroën GSA
2 pieces, blue and grey



Z 44604 Volkswagen T2
2 pieces, green and orange

'Stone Wall PROFI-plus' Hard Foam Series



The 'Stone Wall PROFI-plus' series is a highlight of any realistic display of walls and portals. The detailed surface structure, the three-dimensional design and the many small

details like wall finishes, ledges or drainpipes, make every wall an eye-catcher on your layout.



Z 44810 Tunnel Portal
single track, 6.5 cm x 6 cm
Clearance height
approx. 3.2 cm

Z 44820 Tunnel Portal
double track, 8.5 cm x 6.5 cm
Clearance height
approx. 3.5 cm

Z 44920 Arcade Wall
13 cm x 7 cm

Hard Foam Scale Replacement Portals



Scale Replacement Portals serve to reduce the dimensions of tunnel entrances of larger gauges to those of smaller gauges. This is necessary, for example, when using a ready-made NOCH N terrain in Z gauge. All scale replacement portals are suitable for catenary operation.



Z 44800 Scale Replacement Portal
double track, reduces the tunnel portal from N scale to Z scale, 2 pieces
9 cm x 7 cm
Clearance height approx. 3.5 cm

Z 44790 Scale Replacement Portal
single track, reduces the tunnel portal from N scale to Z scale, 2 pieces
9 cm x 7 cm
Clearance height approx. 3.1 cm

Portals, Made of Plastic

These incredibly sturdy portals made through plastic injection moulding are ideal for placing visually-appealing portals in a model landscape for very little money.



Z 44420 Tunnel Portal
single track
9 cm x 4 cm, 2 pieces
Clearance height approx. 3 cm

Z 44430 Tunnel Portal
double track
12 cm x 4 cm, 2 pieces
Clearance height approx. 3 cm

Tunnel



A railway route without tunnel is like a loco without carriages! If you want to liven up your railway route in a very simple way, tunnels are the best solution. It is always fascinating to see a train disappear from one side and reappear on the other! NOCH Tunnels make this especially easy for you: they are hand-painted in natural colours, covered with grass, and usually additionally decorated. NOCH Tunnels are also ideal landscape pieces for first model landscapes.



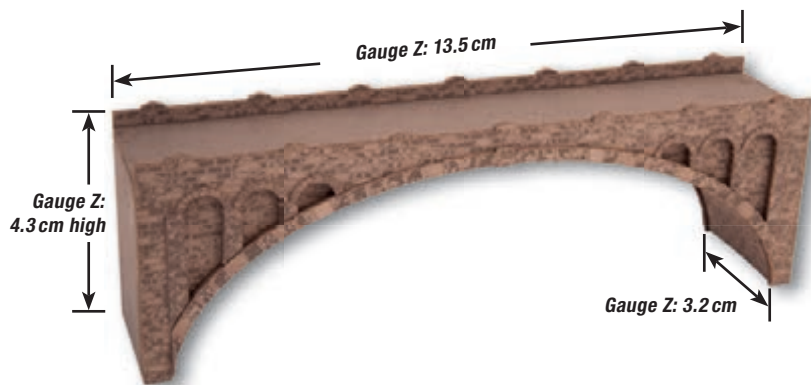
Z 44670 Tunnel
single track, curved, 17 cm x 13 cm, 8 cm high
Clearance height approx. 3.2 cm, suitable for R1 or R2

Stone Arch Bridge



The beautiful Stone Arch Bridge's compact design means it blends in with many setup requirements on your model railway layout.

The bridge is single-track and can be used for both rail and road traffic. The width of the lane is equivalent to a narrow road, as is often found in the Alps to this day.



Z 44380 Stone Arch Bridge
Dimensions:
13.5 cm x 3.2 cm, 4.3 cm high

The Laser-Cut Kit is made from high-grade card and, in addition to detailed instructions, also contains suitable special Laser-Cut Adhesive.



'Cortina' Preformed Layout

The attractive 100 cm x 69 cm Cortina Preformed Layout was specially designed for Z gauge. Further information such as contents of the kit and expansion options can be found on page 405 of this catalogue.

Z 85880 'Cortina' Preformed Layout
100 cm x 69 cm, approx. 21 cm high, 2 railway circuits



Model Railway in a Briefcase

In the chapter 'Model Railway in a Briefcase' from page 410, you'll find a large selection of Z gauge layouts in briefcases and the respective product details. You will also find there preformed layouts made of structured hard foam. Here you can see the model railway briefcase 'Serfaus'.

Z 88313 Briefcase Layout 'Serfaus'
with Märklin® mini-club Track

Matching Accessories for 0 Gauge

Figures



0 17800 Railway Officials



0 17810 Engine Drivers Steam Locomotive



0 17820 Shunters



0 17830 Construction Workers



0 17840 Farmers



0 17841 Tractor Drivers



0 17842 Hunters



0 17843 Lumberjacks



0 17860 Sitting People



0 17850 Passengers



0 17870 Fishermen



0 17871 Cyclist



0 17872 Climbers



0 17880 Wedding



0 17900 Cows, black-white



0 17901 Shepherd and Sheep




0 17903 Farm Animals



0 17902 Deer



0 17921 Children in the Snow



NOCH Embossed Cardboard Walls

Working with NOCH Embossed Cardboard Walls is very easy: simply use scissors to cut the cardboard sheets with their various photorealistic wall patterns and then glue them on.



Info Tip: Product Advantages

- Realistic appearance by means of photorealistic wall patterns
- Structured surfaces, since the wall sheets are made of embossed cardboard
- Easy to work with: cut with scissors and glue on
- Available in two lengths




0 HO TT 57510 Cardboard Wall 'Granite'
32 cm x 15 cm

0 HO TT 57700 Cardboard Wall 'Granite'
extra long, 64 cm x 15 cm




0 HO TT 57520 Cardboard Wall 'Dolomite'
32 cm x 15 cm

0 HO TT 57710 Cardboard Wall 'Dolomite'
extra long, 64 cm x 15 cm



O HO TT **57530** Cardboard Wall 'Basalt'
32 cm x 15 cm

O HO TT **57720** Cardboard Wall 'Basalt'
extra long, 64 cm x 15 cm



O HO TT **57550** Cardboard Wall 'Red Brick'
32 cm x 15 cm

O HO TT **57730** Cardboard Wall 'Red Brick'
extra long, 64 cm x 15 cm



O HO TT **57560** Cardboard Wall
'Cut Quarrystone'
32 cm x 15 cm

O HO TT **57740** Cardboard Wall
'Cut Quarrystone'
extra long, 64 cm x 15 cm



O HO TT **57570** Cardboard Wall
'Yellow Sandstone'
32 cm x 15 cm

O HO TT **57750** Cardboard Wall
'Yellow Sandstone'
extra long, 64 cm x 15 cm



Figures 1 Gauge



With its 1:32 scale, 1 gauge is also referred to as the 'Royal Track' because of its impressive size and the level of details to the models.

Here are the 1 Gauge Figures. In the catalogue, you'll find many other products for landscaping and designing your 1 gauge layout.



1 17100 Railway Officials



1 17110 Engine Drivers Steam Locomotive



1 17111 Shunters



1 17130 Construction Workers



© Foto: Gerhard Peter



1 17131 Farmers



1 17132 Hunters



1 17133 Lumberjacks



1 17150 Passengers



1 17151 Sitting People (with Bench)



1 17200 Deer

Matching Accessories for G Gauge

G Gauge Deciduous Trees

With our small but elegant range of realistic model trees, you can perfectly forest your large railway layout.

Note: the trees are not suitable for outdoor use.



G 68010 Birch Tree
approx. 35 cm high



G 68015 Deciduous Tree
approx. 24 cm high



G 68020 Fruit Tree
green, approx. 30 cm high



G 68022 Fruit Tree
white blossom, approx. 30 cm high



G 68030 Deciduous Tree
approx. 35 cm high

G 68032 Deciduous Tree
approx. 40 cm high

G Gauge Fir Trees



G 68036 Fir Tree
approx. 25 cm high



G 68037 Fir Tree
approx. 30 cm high



G 68039 Fir Tree
approx. 40 cm high



G 68047 Snowy Fir Tree
approx. 30 cm high



G 68049 Snowy Fir Tree
approx. 40 cm high



Matching Accessories for G Gauge

Figures

Weatherproof!



Our little assortment of figures for G gauge is constantly growing.
The G-gauge figures are particularly elaborately handpainted and weatherproof.



G 17300 Railway Officials



G 17311 Shunters



G 17330 Construction Workers



G 17331 Farmers

G

1


0

HO

TT

N

Z



G 17332 Hunters



G 17333 Lumberjacks



G 17350 Passengers



G 17351 Sitting People (with Bench)

i **Note:**
Painting

Due to the size of the G-gauge figures, the models are painted much more elaborately than figures in smaller gauges.



Livening up Your Model Landscape

NOCH Tunnels



A railway route without tunnel is like a loco without carriages! If you want to liven up your railway route in a very simple way, tunnels are the best solution. It is always fascinating to see a train disappear from one side and reappear on the other! NOCH Tunnels make this especially easy for you: they are hand-painted in natural colours, covered with grass, and usually additionally decorated. NOCH Tunnels are also ideal landscape pieces for first model landscapes.

Ideal for
beginners!

Made in
Germany



HO 02120 Tunnel
single track, straight
18 cm x 17 cm, 16 cm high
Clearance height 9.3 cm



HO 02200 Tunnel
single track, straight
34 cm x 27 cm, 16 cm high
Clearance height 9.3 cm



HO 02221 Tunnel
single track, straight
34 cm x 25 cm, 19 cm high
Clearance height 9.3 cm



HO 02430 Tunnel
double track, straight
30 cm x 28 cm, 17 cm high
Clearance height 9.3 cm



HO 05130 Corner Tunnel
single track, curved
41 cm x 37 cm, 20 cm high
Clearance height 9.3 cm
Suitable for R1 or R2



HO 05170 Corner Tunnel
single track, curved
41 cm x 37 cm, 22 cm high
Clearance height 9.3 cm
Suitable for R1 or R2



HO 05180 Corner Tunnel
double track, curved
43 cm x 41 cm, 23 cm high
Clearance height 9.3 cm
Suitable for R1 or R2



TT 48670 Tunnel
single track, straight
 31 cm x 18 cm, 14 cm high
 Clearance height 5.6 cm



N 34640 Tunnel
single track, straight
 18 cm x 16 cm, 10 cm high
 Clearance height 4.7 cm



N 34660 Corner Tunnel
single track, curved
 25 cm x 25 cm, 12 cm high
 Clearance height 4.7 cm
 Suitable for R1 or R2



N 34730 Corner Tunnel
double track, curved
 23 cm x 22 cm, 12 cm high
 Clearance height 4.7 cm
 Suitable for R1 or R2



Z 44670 Tunnel
single track, curved
 17 cm x 13 cm, 8 cm high
 Clearance height 3.2 cm
 Suitable for R1 or R2

How the Layouts are supplied

NOCH Prefomed Layouts can be set up in a short amount of time without any specialised knowledge. The 'landscape', a prefomed plastic model that is mounted on a sturdy wooden frame, is realistically designed, painted and flocked with grass. Tunnel portals and mounting holes on the sides are bored and tunnel bases cut to size. Many Layouts are supplied with a complete bridge kit. Track plans are also included. You can also download them all from www.noch.com

How to assemble the Layouts

On our YouTube channel, you'll find lots of tips and tricks on the topic 'Prefomed Layouts'. We've compiled all the relevant videos in a playlist for you. The track plans help to reflect how the rails of various model railway brands are laid out and to convey information about how electrical connections are made. To get the most true-to-life decoration possible for your layout, we have put together a list of special accessories for you. Of course, you can also equip the layout according to your own taste.

Options for expanding a Layout

Even if you want to extend your railway, that's no problem. Almost all NOCH Prefomed Layouts correspond to special standardisation. This means that you can choose whichever extensions you like the most or combine several prefomed layouts together. Thus, you can expand to the left, right and front. If the finished layout is temporarily not in use, the 'lightweight' layout can be effortlessly transported and stored upright.



The Easiest Way to Achieve Your Dream Layout

If you are dreaming of a model railway but have little time and space, or want to acquire the craftsmanship first, you do not have to miss out on having your own layout. NOCH offers a wide range of Prefomed Layouts.

Note: various radii are installed on all NOCH Prefomed Layouts. The smallest radius 1 is used in inner and outer circles, which can lead to problems when using longer trains and carriages. For example, it is possible that trains or carriages may scrape against bridge railings or tunnel portals. Please pay attention to the manufacturer's information regarding the minimum radius of your trains and waggons.

The track plans of all current NOCH Preformed
Layouts for download at
www.noch.com



■ Preformed Layouts & Large Layouts

Assembling a Preformed Layout – from page 388

Large Preformed Layout ‘Silvretta’ – from page 390

- Basic Dimensions: 220 cm x 140 cm
- Expansion of up to 320 cm x 180 cm possible through extension

Preformed Layouts H0 and TT Gauge – from page 392

Expansion Options H0 and TT Gauge – from page 398

Preformed Layouts N and Z Gauge – from page 400

Expansion Options N and Z Gauge – from page 406

Accessories – from page 408

- Aluminium Frame, PROFI Foam Train Service Tray, Cable Ties

Assembling a Preformed Layout – Your Own Model Railway in 4 Steps!

Using the example of our 'Schönmühlen' layout (also see page 395), we show you how easily and quickly a NOCH Preformed Layout can


be built. In just eight hours, a beautiful layout is created, which can be developed even more to your heart's content.

1



Step 1: off we go!

The Preformed Layout 'Schönmühlen' is ready for assembly. The tunnel bases and bridge are included, as well as detailed instructions.



2




Step 2: laying tracks.

First, the tunnel bases are glued onto the preformed landscape from underneath. Then, the bridge is assembled and installed. The layout is now ready for tracks to be laid and connected up. The fun times can begin once this step has been completed. Finally, the roads and squares are inserted (see page 112 onwards). Time required: approx. 4 hours.



5




3



Step 3: glueing on houses.

Next, the buildings (see page 236 onwards) are stuck onto the layout and ballast (see page 64 onwards) is sprinkled over any remaining gaps.




4



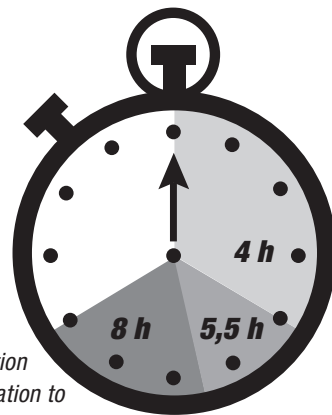
Step 4: adding plants & people.

Trees and bushes (see page 204 onwards) and model railway figures, accessories and vehicles (see page 294 onwards) are now glued on.



The 'tuned-up' layout

There are no bounds to your imagination and creativity in adding further decoration to the layout, of course. Here, you can see an attractively designed 'Schönmühlen' preformed layout.





'Silvretta' Large Preformed Layout, built in H0

An Impressive Format!

'Silvretta' Large Preformed Layout

Full of exciting contrasts – that is how the exquisite area of Silvretta presents itself in real life. And the model version is in no way inferior! Just like the original, the NOCH Large Preformed Layout 'Silvretta' shows off an impressive mountainous landscape with the typical reservoirs and flowing brooks. Three independently driving trains, numerous bridges and tunnels, as well as stations with sufficient sidings, leave no railway modeller's wish unfulfilled.

Supplied:

- Basic layout hand-painted and electrostatically flocked (Scatter Grass 2.5 mm, shade summer meadow)
- Mounted on sturdy frame structure
- Built-in tunnel bases
- H0 bridge kit
- Track plans for all systems listed in the adjacent table (except TT gauge)

62220 Aluminium Frame

The Aluminium Frame (ref. 62220) is the ideal support system for the NOCH Large Preformed Layout 'Silvretta'. A detailed description of the system can be found on page 408.

'Silvretta' Large Preformed Layout

220 cm x 140 cm, approx. 52 cm high

H0 80100


3 railway circuits

Assembly in H0 gauge:

Märklin® metal / plastic / C track,
Fleischmann® Modell / Profi track,
Roco® geoLINE, TRIX® C track

Assembly in TT gauge:

Suitable for TT



Track diagram basic layout



Supplied basic layout

Expansion Options for the Large Preformed Layout 'Silvretta':

The Layout 'Silvretta' can be extended on the left side with the Left Extension Layout 'Turntable'. The result is an impressive Large Preformed Layout with a total width of 320 cm and a depth of 140 cm.

H0 80120 Left Extension Layout 'Turntable'

80120	Basic layout
140 cm	80100
100 cm	220 cm

100 cm x 140 cm, approx. 26 cm high

Assembly in H0:

Märklin® metall- / plastic / C track

Fleischmann® Modell / Profi track

TRIX®, Roco® geoLINE.

Assembly also suitable for TT.

62210 Aluminium Frame

100 cm x 140 cm

Supplied:

Frame and two feet

Note: the 'Silvretta' track plan includes the track plan for the left extension.





'Mittenwald' Preformed Layout, built in HO

Fun with Trains at the Foothills of the Alps

Bestseller!

'Mittenwald' Preformed Layout

The Preformed Layout 'Mittenwald' is a top model in the NOCH range, which maintains its Alpine character through an impressive mountain mass on its right-hand side.

Supplied:

- Basic layout hand-painted and electrostatically flocked (Scatter Grass 2.5 mm, shade summer meadow)
- Mounted on sturdy wooden frame
- Pre-cut tunnel bases
- HO bridge kit
- Track plans for all systems listed in the table

Expansion options:

Illustrations and descriptions of the extensions can be found following the preformed layouts. When expanding with extension (ref. 81970), one Foam Ramp (ref. 99360) is required.

62200 Aluminium Frame

200 cm x 100 cm + 20 cm
(extendible up to 120 cm)

The ideal support system for the Preformed Layout 'Mittenwald'. A detailed description of the system can be found on page 408.

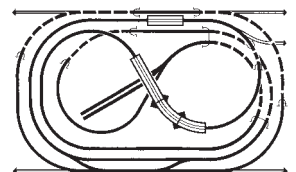
TT 48790 Scale Replacement
single track, reduces the tunnel portal from HO gauge to TT gauge
2 pieces, 14 cm x 10.5 cm

TT 48800 Scale Replacement
double track, reduces the tunnel portal from HO gauge to TT gauge
2 pieces, 14 cm x 10.5 cm

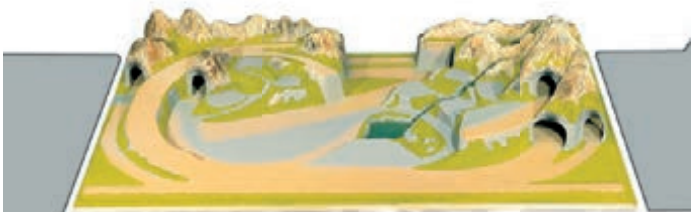

For assembling in TT gauge,
4 x ref. 48790 and
1 x ref. 48800 are required.

Note: please also pay attention to the information on pages 386 and 387.

'Mittenwald' Preformed Layout		
200 cm x 120 cm, approx. 41 cm high		
HO	TT	81610
2 railway circuits		
Assembly in HO gauge: Märklin® metal / plastic / C track, Fleischmann® Modell / Profi track, Piko A track, Roco® Line, Roco® geoLine, TRIXX® C track		
Assembly in TT gauge: TT Model track		



HO Track diagram basic layout



Supplied basic layout and extensions (with extensions shown in grey)



'Rosenheim' Preformed Layout, built in HO

It's so Easy to Get Your Own Model Railway Started

'Rosenheim' Preformed Layout

The Preformed Layout 'Rosenheim' offers pure railway modelling and playing pleasure on 160 cm x 100 cm. The trains make their rounds on two railway circuits around a beautiful small town. Two long tunnels and an impressive bridge make for an interesting drive. A road leads round the centre of town and invites you to play. With a little craftsmanship, this road can also be fitted out with the (single lane) FALLER Car System. Thanks to the standardisation of the NOCH system, the Preformed Layout 'Rosenheim' can also later be expanded at any time.

Together with the layout comes the track plans for all listed track systems and a detailed parts list for assembly.

Supplied:

- Basic layout hand-painted and electrostatically flocked (Scatter Grass 2.5 mm, shade summer meadow)
- Mounted on sturdy wooden frame
- Pre-cut tunnel bases
- HO bridge kit
- Track plans for all systems listed in the table

Expansion options:

Illustrations and descriptions of the extensions can be found following the preformed layouts.

62160 Aluminium Frame

160 cm x 100 cm + 20 cm
(extendible up to 120 cm)

The ideal support system for the NOCH Preformed Layout 'Rosenheim'. A detailed description of the system can be found on page 408.


- TT 48790 Scale Replacement**
single track, reduces the tunnel portal from HO gauge to TT gauge
2 pieces, 14 cm x 10.5 cm

Two sets are required for assembling in TT gauge.

Note: please also pay attention to the information on pages 386 and 387. The BRAWA funicular railway pictured on the layout is no longer available.



'Rosenheim' Preformed Layout
160 cm x 100 cm, approx. 23.5 cm high
HO TT 81600
2 railway circuits
Assembly in HO gauge: Märklin® plastic / C track, Fleischmann® Profi track, TRIX® C track, PIKO A track, Roco® geoLine
Assembly in TT gauge: TT Model track



HO Track diagram basic layout



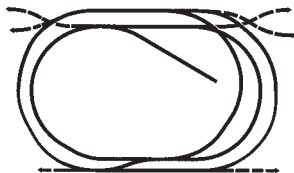
Supplied basic layout and extensions (extensions shown in grey)





'Schönmühlen' Preformed Layout, built in H0

'Schönmühlen' Preformed Layout
160 cm x 100 cm, approx. 25 cm high
H0 TT 81710
2 railway circuits
Assembly in H0 gauge: Märklin® metal/plastic / C track Fleischmann® Modell/Profi track Piko A track, Roco® Line, Roco® geoLine, TRIX® C track
Assembly in TT gauge: TT Model track



H0 Track diagram basic layout



Supplied basic layout and extensions (extensions shown in grey)

Our Medium-Sized Highlands Railway

'Schönmühlen' Preformed Layout

'Schönmühlen' is a popular medium-sized layout with an interesting route that leads over two bridges and through two tunnels. Its special charm derives from a lovely small town with a church, railway station and goods shed, as well as a small lake and a country road with an open level crossing. However, the real eye-catcher is a functioning watermill, whose water wheel is operated by a hydrological cycle with a pump. In addition, two railway circuits, a siding and a passing loop allow for a varied train drive.

Expansion options:

Illustrations and descriptions of the extensions can be found following the preformed layouts.

Supplied:

- Basic layout hand-painted and electrostatically flocked (Scatter Grass 2.5 mm, shade summer meadow)
- Mounted on sturdy wooden frame
- Pre-cut tunnel bases
- H0 bridge kit
- Track plans for all systems listed in the table

62160 Aluminium Frame

160 cm x 100 cm + 20 cm
(extendible up to 120 cm)

The ideal support system for the Preformed Layout 'Schönmühlen'. A detailed description of the system can be found on page 408.

TT 48790 Scale Replacement

single track, reduces the tunnel portal from H0 gauge to TT gauge
2 pieces, 14 cm x 10.5 cm

Two sets are required for assembling in TT gauge.

Note: please also pay attention to the information on pages 386 and 387.



'Königsfeld' Preformed Layout, built in H0

Train Ride Through Central Franconia

'Königsfeld' Preformed Layout

The Preformed Layout 'Königsfeld' presents an idyll in the best model railway format.

The interesting guided track runs through a central mountainous region with many tourist attractions: a small mediaeval town with a church, a castle atop a mountain, a flowing brook with a lake, an old brick station with goods sheds and, last but not least, a tunnel and pretty, curved bridge.

Two railway circuits and a siding make for an interesting train drive.

Supplied:

- Basic layout hand-painted and electrostatically flocked (Scatter Grass 2.5 mm, shade summer meadow)
- Mounted on sturdy wooden frame
- Pre-cut tunnel bases
- H0 bridge kit
- Track plans for all systems listed in the table

Expansion options:

Illustrations and descriptions of the extensions can be found following the preformed layouts.

62160 Aluminium Frame

160 cm x 100 cm + 20 cm
(extendible up to 120 cm)

The ideal support system for the Preformed Layout 'Königsfeld'. A detailed description of the system can be found on page 408.

TT 48790 Scale Replacement

single track, reduces the tunnel portal from H0 gauge to TT gauge
2 pieces 14 cm x 10.5 cm

One set is required for assembling in TT gauge.

Note: please also pay attention to the information on pages 386 and 387. The BRAWA funicular railway pictured on the layout is no longer available.

'Königsfeld' Preformed Layout

160 cm x 100 cm, approx. 24 cm high

H0 TT 81580

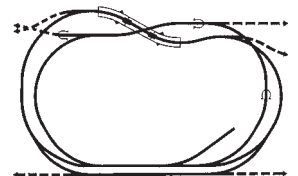
2 railway circuits

Assembly in H0 gauge:

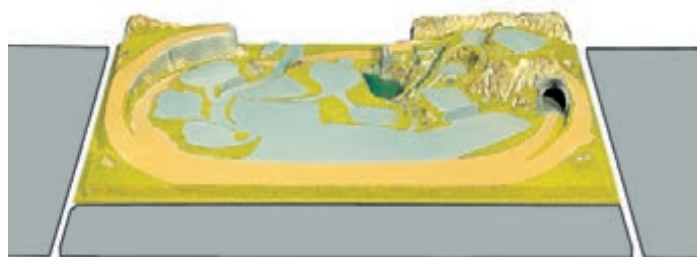
Märklin® metal / plastic / C track, Fleischmann® Modell / Profi track, Piko A track, Roco® Line, Roco® geoLine, TRIX® C track

Assembly in TT gauge:

TT Model track



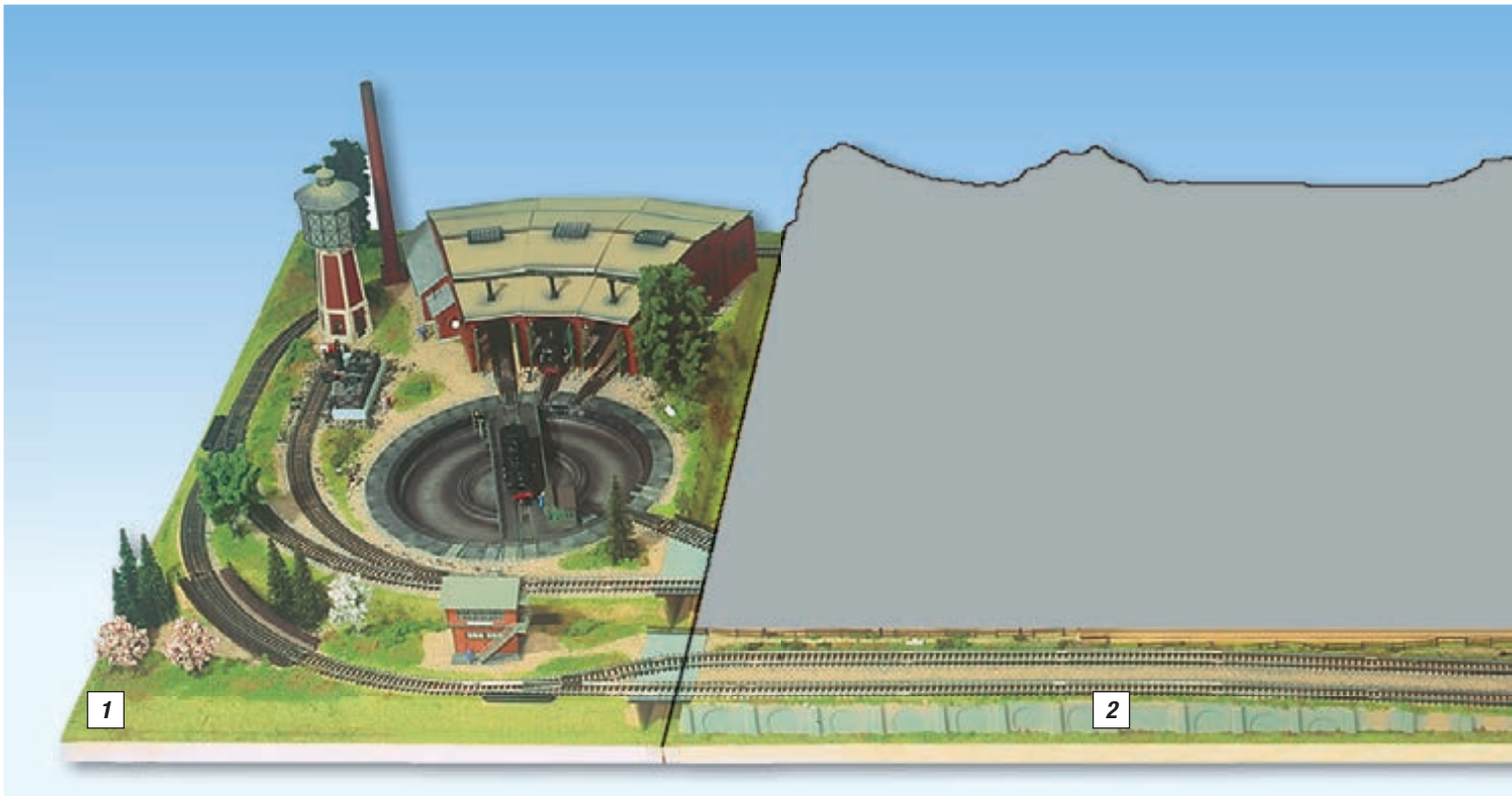
H0 Track diagram basic layout



Supplied basic layout and extensions (extensions shown in grey)

Colours, combinations and forms are subject to change without prior notice.

■ **Preformed Layouts & Large Layouts**



1 HO 81950 Left Extension Layout 'Turntable'
 70 cm x 120 cm, can be shortened to 70 cm x 100 cm.
 Extension can be used either with a turntable or as an industrial area offering various shunting options.

Note: if you shorten the extension ref. 81950 to the length of 100 cm, the aluminium frame must also be reduced to this size.

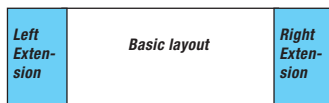
62070 Aluminium Frame
 70 cm deep, 120 cm long
 78 cm high
 Supplied:
 Frame and two feet

2 HO 81980 Front Extension Layout
 200 cm x 20 cm, shortable
 Extension with incline
 combines the left and right extension.

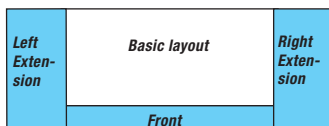
TT 48790 Scale Replacement
 single track, reduces the tunnel portal from HO gauge to TT gauge
 2 pieces, 14 cm x 10.5 cm
 One set is required for assembling the basic layout in TT gauge.

Expand with whatever you want whenever you want!

You can expand your preformed layout at any time. The preformed layouts and extensions rest on a sturdy wooden frame and are secured with the enclosed mounting straps.



Some extensions deeper than 100 cm can be shortened to 100 cm in order to be added to a basic layout with this depth.




The total depth is 120 cm if the basic layout is expanded on both sides and on the front. For basic layouts with a depth of only 100 cm, the 'Front Extension' (ref. 81980) can be attached to the front.



Basic layouts of the same depth can be placed directly next to one another. In this way, model railway layouts of different lengths arise, which can then be extended further with extensions.

This overview shows the numerous options for expanding the basic layout to the left, right and front with ready-made extension pieces.

Ref.	Basic layout	Size in cm	Left 81950	Right 81970	Front 81980
81580	'Königsfeld'	160 x 100	●	●	●
81600	'Rosenheim'	160 x 100	●	●	●
81610	'Mittenwald'	200 x 120	●	●	
81710	'Schönmühlen'	160 x 100	●	●	●



3

3 HO 81970 Right Extension

100 cm x 120 cm, approx. 26 cm high, can be shortened to 100 cm x 100 cm. Extension with a charming landscape scene, a long tunnel stretch as well as shunting options.

Note: if you want to use the extension on a preformed layout with a depth of 120 cm, you will also need one Foam Ramp (ref. 99360).

- Supplied:**
- All extensions are hand-painted and electrostatically flocked (Scatter Grass 2.5 mm, shade summer meadow)
 - Mounted on sturdy wooden frame
 - Pre-cut tunnel bases
 - HO bridge kit (as required)
 - Track plans and mounting straps

62100 Aluminium Frame
120 cm x 100 cm, 78 cm high, Supplied: Frame and two feet

TT 48790 Scale Replacement
single track, reduces the tunnel portal from HO gauge to TT gauge
2 pieces, 14 cm x 10.5 cm

Two sets are required for assembling in TT gauge.

Note: if you shorten the extension ref. 81970 to the length of 100 cm, the aluminium frame must also be reduced to this size.

Track plans (valid for all extensions)
Assembly in HO gauge: Märklin® metal / plastic / C track, Fleischmann® Modell/Profi track, Roco® Line, Roco® geoLine, TRIXX® C track, PIKO A track
Assembly in TT gauge: Extensions are suitable for TT, track plans not available

The extensions also fit discontinued layouts from our range, such as:

Ref.	Basic layout	Size in cm	Left 81950	Right 81970	Front 81980
80690	'Grafenweiler'	150 x 100	●	●	●
81500	'Mindelheim'	220 x 120	●	●	
81550	'Salzburg'	200 x 120	●	●	
81560	'Eschenbach'	160 x 100	●	●	●
81570	'Röthenbach'	160 x 100	●	●	●
81590	'Steigerwald'	150 x 100	●	●	●
81600	'Waldburg'	140 x 100	●	●	●
81604	'Tannau'	160 x 100	●	●	●
81620	'Altmühl'	200 x 100	●	●	●
81630	'St. Peter'	160 x 100	●	●	●
81640	'Rheingau'	150 x 100	●	●	●
81650	'Badgastein'	150 x 100	●	●	●
81660	'Breisgau'	175 x 100	●	●	●
81660	'Mühltal'	200 x 100	●	●	●
81670	'Arosa'	160 x 100	●	●	●
81670	'Seeblick'	160 x 100	●	●	●
81680	'Seeberg/Simmental'	150 x 100	●	●	●

The extensions also fit discontinued layouts from our range, such as:

Ref.	Basic layout	Size in cm	Left 81950	Right 81970	Front 81980
81700	'Lahnstein'	160 x 100	●	●	●
81700	'Münsterland'	140 x 100	●	●	●
81710	'Frankenalb'	150 x 100	●	●	●
81710	'Althausen'	150 x 100	●	●	●
81720	'Freiburg'	160 x 100	●	●	●
81720	'Kurpfalz'	150 x 100	●	●	●
81730	'Wildbad'	160 x 100	●	●	●
81750	'Wiesensteig'	140 x 100	●	●	●
81750	'Braunneck'	140 x 100	●	●	●
81760	'Odenwald'	150 x 100	●	●	●
81760	'Kirchberg'	150 x 100	●	●	●
81770	'Weilheim'	160 x 100	●	●	●
81770	'Schönblick'	140 x 100	●	●	●
81780	'Mühlhausen'	140 x 100	●	●	●

Note: all available track plans for current and previous preformed layouts can be found at www.noch.com.



'Baden-Baden' Preformed Layout, built in N

Big Railway Station, Tall Bridges!

'Baden-Baden' Preformed Layout

'Baden-Baden' is a particularly attractive large model with a lot of possibilities for operating trains, and thus meets the demands of technically-advanced railway modellers.

A romantic spa town lies in this very realistic-looking lower mountainous region, whose main attraction is the impressive railway station with five through lines and two platforms. Alongside it are a railway rolling-stock division with six sidings and a double incline. Long trains can be placed without any difficulty on the particularly spacious route. Six tunnels, four staggered bridges and a mountain route with a branch line station

make for an extremely realistic train drive. In addition, there is a fully functioning level crossing and a small lake with a flowing brook and weir.

N gauge and Z gauge:

Four railway circuits and seven sidings. When assembling in Z gauge, longer, doubled-headed trains (two locomotives) must be in operation along the mountain route.

Supplied:

- Basic layout hand-painted and electrostatically flocked (Scatter Grass 2.5 mm, shade summer meadow)
- Mounted on sturdy wooden frame
- Pre-cut tunnel bases
- N/Z bridge kit
- Track plans for all systems listed in the table

Expansion options:

Illustrations and descriptions of the extensions can be found following the preformed layouts.

62475 Aluminium Frame

175 cm x 100 cm

The ideal support system for the NOCH 'Baden-Baden' Preformed Layout. A detailed description of the system can be found on page 408.



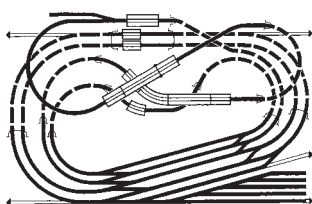
'Baden-Baden' Preformed Layout
175 cm x 100 cm, approx. 31 cm high
N Z 84830
4 railway circuits
Assembly in N gauge: Arnold®, Fleischmann® piccolo, Minitrix®
Assembly in Z gauge: Märklin® mini-club, ROKUHAN



- Z 44790 Scale Replacement** single track, reduces the tunnel portal from N gauge to Z gauge, 2 pieces, 9 cm x 7 cm
- Z 44800 Scale Replacement** double track, reduces the tunnel portal from N gauge to Z gauge, 2 pieces, 9 cm x 7 cm

For assembling in Z gauge,
4 x ref. 44790 and
3 x ref. 44800 are required.


Note: please also pay attention to the information on pages 386 and 387.



N Track diagram basic layout



Supplied basic layout and extensions (extensions shown in grey)



'Staufen' Preformed Layout, built in N

A lot of Fun with Trains in N Gauge!

'Staufen' Preformed Layout


The beautifully reproduced lower mountainous landscape, with its spacious mountain guesthouse, gives the 'Staufen' layout special charm. Also the timber-framed style of the station district, tightly packed against the rails, lets the imagination run free. The lavishly developed network of N-gauge railway track comprises an imposing station, some large bridges and three sidings.

Supplied:

- Basic layout hand-painted and electrostatically flocked (Scatter Grass 2.5 mm, shade summer meadow)
- Mounted on sturdy wooden frame
- Pre-cut tunnel bases
- Bridge kit
- Track plans for all systems listed in the table

Expansion options:

Illustrations and descriptions of the extensions can be found following the preformed layouts.



'Staufen' Preformed Layout	
140 cm x 69 cm, approx. 27 cm high	
N	83870
2 railway circuits	
Assembly in N gauge: Arnold®, Fleischmann® piccolo, Minitrix®	



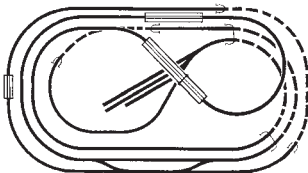
Supplied basic layout and extensions (extensions shown in grey)

62440 Aluminium Frame

140 cm x 69 cm + 31 cm
(extendible up to 100 cm)

The ideal support system for the NOCH 'Staufen' Preformed Layout. A detailed description of the system can be found on page 408.

Note: please also pay attention to the information on pages 386 and 387.



Track diagram basic layout



'Traunstein' Preformed Layout, built in N

Amongst the Foothills of the Bavarian Alps...

'Traunstein' Preformed Layout

'Traunstein' Preformed Layout
125 cm x 69 cm, approx. 18 cm high
N Z 84810
N gauge: 2 railway circuits
Z gauge: 3 railway circuits
Assembly in N gauge: Arnold®, Fleischmann® piccolo, Minitrix®
Assembly in Z gauge: Märklin® mini-club, ROKUHAN

The foothills of the Alps in the perfect size! The 'Traunstein' layout is the ideal size for fascinating driving. With two railway circuits (or three in Z gauge), two bridges and four sidings, 'Traunstein' lets you enjoy a varied model railway scene.

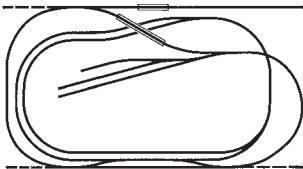
The small mediaeval town, the small goods station and the flowing brook with a lake, lend the layout an appealing Alpine flair. This preformed layout can be expanded with all fitting extensions.

Supplied:

- Basic layout hand-painted and electrostatically flocked (Scatter Grass 2.5 mm, shade summer meadow)
- Mounted on sturdy wooden frame
- Pre-cut tunnel bases
- N/Z bridge kit
- Track plans for all systems listed in the table

Expansion options:

Illustrations and descriptions of the extensions can be found following the preformed layouts.



N Track diagram basic layout



Supplied basic layout and extensions (extensions shown in grey)

62425 Aluminium Frame

125 cm x 69 cm + 31 cm
(extendible up to 100 cm)

The ideal support system for the NOCH 'Traunstein' Preformed Layout. A detailed description of the system can be found on page 408.


Z 44800 Scale Replacement

double track, reduces the tunnel portal from N gauge to Z gauge
2 pieces, 9 cm x 7 cm

One set is required for assembling in Z gauge.

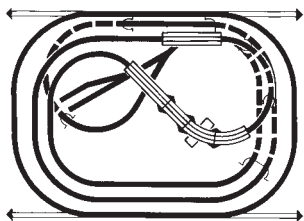
Note: please also pay attention to the information on pages 386 and 387.





'Cortina' Preformed Layout, built in Z

'Cortina' Preformed Layout
100 cm x 69 cm, approx. 21 cm high
Z 85880
2 railway circuits
Assembly in Z gauge: Märklin® mini-club, ROKUHAN



Track diagram basic layout

Scaling New Heights!

'Cortina' Preformed Layout

The interplay between mountain and valley, rock and water, makes for a charming landscape, which is also traversed by an interesting railway route: the Preformed Layout 'Cortina' in Z gauge. Detachable mountain peaks facilitate installation. Two sidings and a large lake with a flowing brook round off the layout, which is incidentally also compatible with a functioning catenary system.

Bridge Kit

The MÄRKLIN® bridges required for assembly are not included. You can purchase them directly from your MÄRKLIN® dealer. The numbers and names of the bridges can be found in the parts list enclosed with the track plan of the layout. You can also download this track plan from www.noch.com.

Supplied:

- Basic layout hand-painted and electrostatically flocked (Scatter Grass 2.5 mm, shade summer meadow)
- Mounted on sturdy wooden frame
- Pre-cut tunnel bases
- Track plans

Expansion options:


Illustrations and descriptions of the extensions can be found following the preformed layouts.

62400 Aluminium Frame

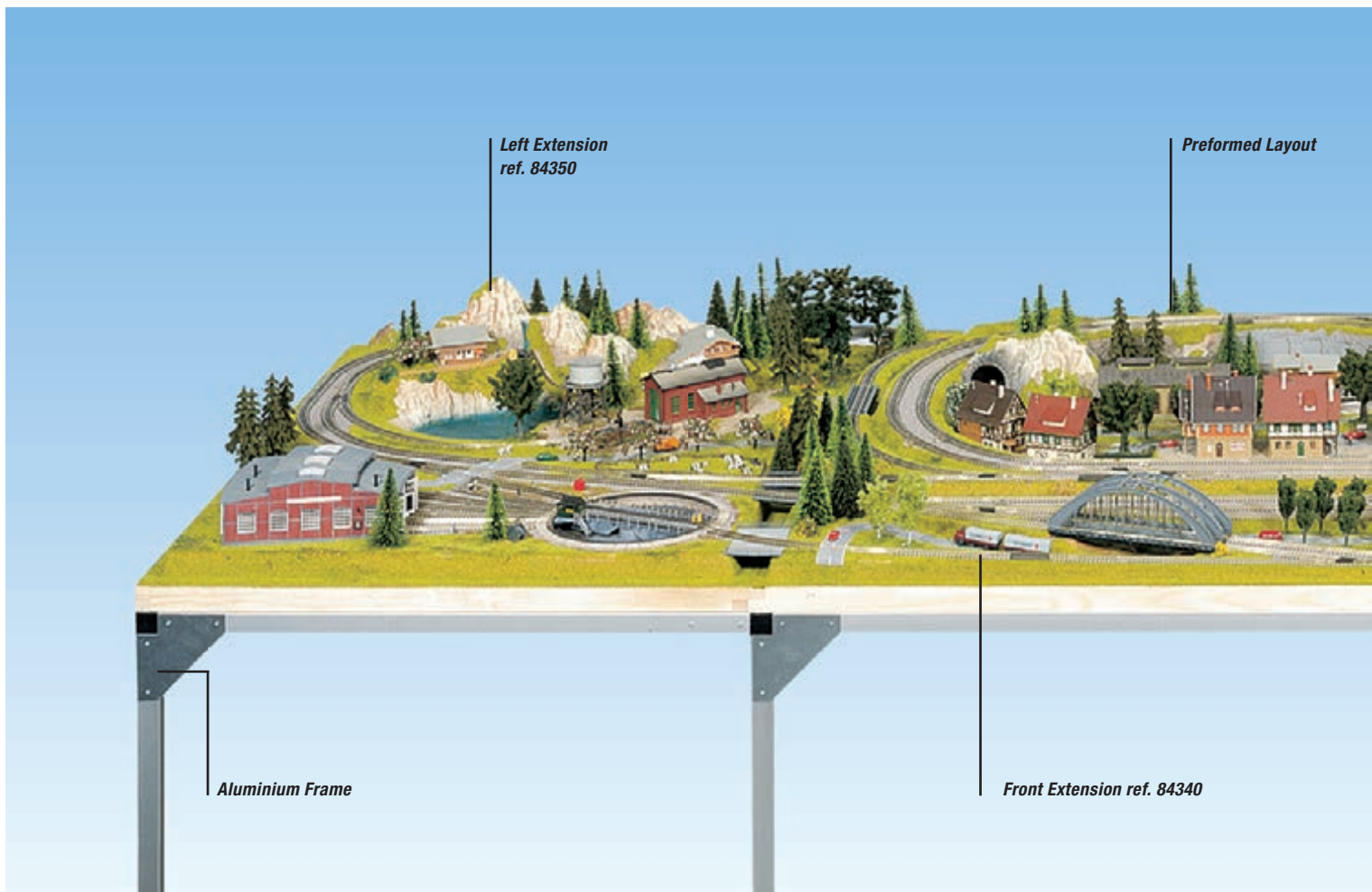
100 cm x 69 cm + 31 cm
(extendible up to 100 cm)

The ideal support system for the NOCH 'Cortina' Preformed Layout. A detailed description of the system can be found on page 408.

Note: please also pay attention to the information on pages 386 and 387.



Supplied basic layout and extensions (extensions shown in grey)



Note: picture shows prototype version for illustration purposes only. Actual layouts may vary.

Expansion Options

You can immediately or subsequently expand your N- or Z-gauge preformed layout with extensions (excluding the 'Bergün' Preformed Layout and Structured Hard Foam Preformed Layouts).

The extensions match the preformed layouts in colour and realistic flocking, with support frames and, where necessary, a bridge kit and tunnel bases. Each extension is equipped with a set of mounting straps.

Preformed Layouts with a width of 69 cm can be lengthened to a width of 100 cm with the help of the Front Extension (ref. 84340). The right or left extensions can then be installed.

For the 'Cortina' Preformed Layout, the special Front Extension (ref. 85340) is required.

Applicable to all extensions:

Assembly in N gauge:

Arnold®, Fleischmann® piccolo, Minitrix®

Assembly in Z gauge:

Märklin® mini-club, ROKUHAN

Supplied:

- Basic layout hand-painted and electrostatically flocked (Scatter Grass 2.5 mm, shade summer meadow)
- Mounted on sturdy wooden frame
- Pre-cut tunnel bases
- N/Z bridge kit, track plans and mounting straps.

62369 Aluminium Frame

100 cm x 69 cm

Supplied:

Frame and two feet

The ideal support system for the extension layouts ref. 84320 and 84350. A detailed description of the system can be found on page 408.

N Z 84350 Left Extension Layout

69 cm x 100 cm
approx. 16 cm high

N Z 84340 Front Extension Layout

140 cm x 31 cm
can be shortened to 125 cm

Z 85340 Front Extension Layout

100 cm x 31 cm
Compatible only with the preformed layout ref. 85880 'Cortina'

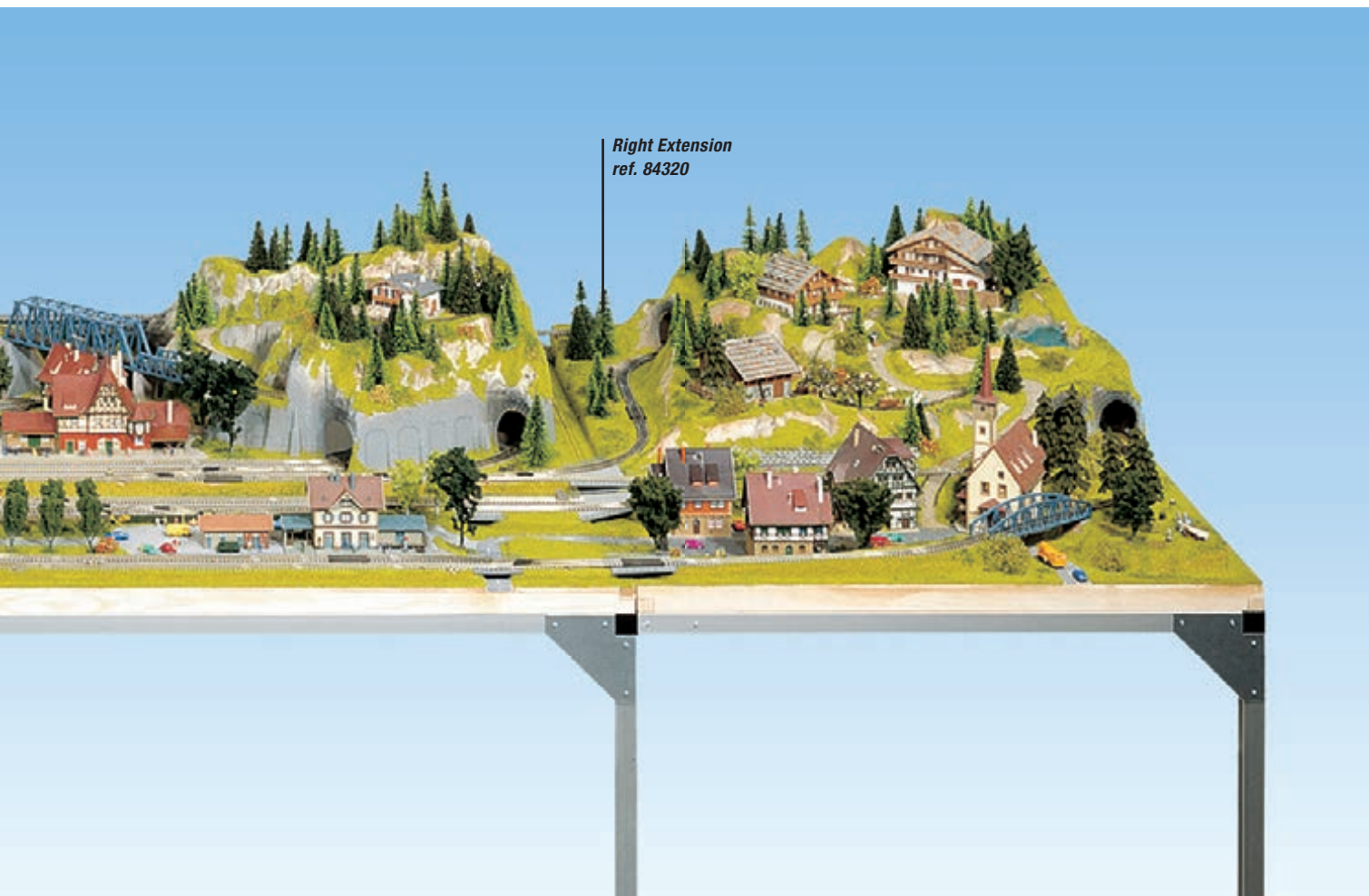
N Z 84320 Right Extension Layout

69 cm x 100 cm
approx. 21 cm high

Z 44790 Scale Replacement

single track, reduces the tunnel portal from N gauge to Z gauge
2 pieces, 9 cm x 7 cm

Two sets are required for assembling the right extension layout in Z gauge.



Right Extension
ref. 84320

Overview of connection options for basic layouts and extensions						
Ref.	Model	Size in cm	84350 Left Extension	84340 Front Extension	85340 Front Extension	84320 Right Extension
84810	'Traunstein'	125 x 69	●	●		●
83870	'Staufen'	140 x 69	●	●		●
84830	'Baden-Baden'	175 x 100	●			●
85880	'Cortina'	100 x 69	●		●	●
Extensions also fit discontinued models from our range, such as:						
83640	'Jura'	175 x 100	●			●
83740	'Hochgrat'	150 x 100	●			
84820	'Kaiserstuhl'	160 x 100	●			●
84840	'Kufstein'	125 x 69	●	●		●
84850	'Immental'	125 x 69	●	●		●
84860	'Kitzbühel'	140 x 69	●	●		●
84860	'Schluchsee'	140 x 69	●	●		●
84900	'Silbertal'	125 x 69	●	●		●

Aluminium Frames

If you want to give your model railway layout a firm footing, then the NOCH Aluminium Frame is ideal. The aesthetically pleasing aluminium frame is a very sturdy and yet lightweight support system made of anodised aluminium profiles. It can be mounted under NOCH Preformed Layouts as well as under your own layout.

In the table below, you can see which preformed layout or size of layout fits the aluminium frame.

Aluminium Frames for NOCH Preformed Layouts, Large Preformed Layout and Extension Layouts		
Ref.	Length in cm	Width in cm
62070	120	70
62100	120	100
62160	160	100 + 20*
62200	200	100 + 20*
62210	100	140
62220	220	140
62369	100	69
62400	100	69 + 31**
62420	125	60
62425	125	69 + 31**
62440	140	69 + 31**
62475	175	100

* Width up to 120 cm possible


** Width up to 100 cm possible

How the frames are supplied:
Tailor-made aluminium profiles and connecting elements for assembly, including instructions.
Height 78 cm.



Aluminium Frame:

Sturdy yet lightweight frame made of anodised aluminium forms an aesthetically pleasing support structure for your model landscape.



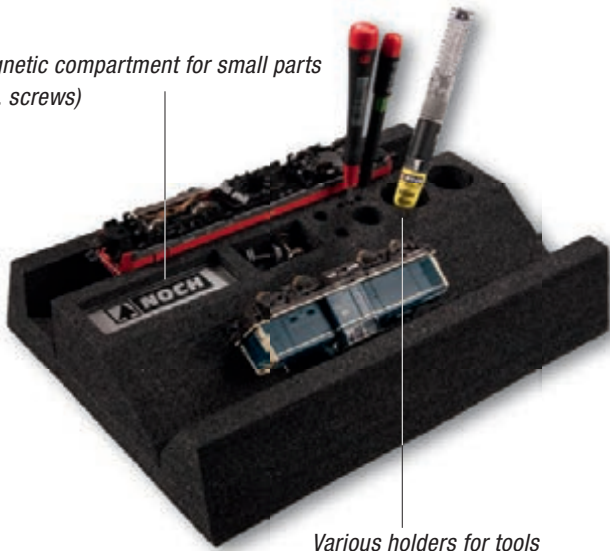


Safe in Bed!

PROFI Foam Train Service Tray

Developed by professionals for professionals, this is reflected in the many details of these Foam Train Service Trays. The PROFI Foam Train Service Tray has two hollows for your locomotives. In one, the locomotive can be clamped upside down in the soft foam. It is now easy to inspect from below, and gears and axles can be easily oiled. Locos and waggons can be placed sideways or diagonally upside down in the sloping tray. This allows side panels to be cleaned and engines and piston rods to be repaired, as well as many other servicing jobs. The Foam Train Service Trays have different compartments and recesses, in which a brush, oil pen and tools can fit. Small parts and screws can be stored in the integrated compartments. So that small parts do not get lost, a magnetic disc is incorporated in one compartment. The tiniest screws, for example, adhere to it.


Magnetic compartment for small parts (e.g. screws)



Various holders for tools and compartments.




HO TT 99355 PROFI Foam Train Service Tray




N Z 99352 PROFI Foam Train Service Tray

Cable Ties and Mounting Clips



60160 Cable Ties

10 clamping strips for each 12 cables, simply stick or nail under the layout and click the cables into the clamps



60180 Mounting Clips

20 pieces, simply stick or nail under the layout and pull the cable through the clip





For Model Railway Pleasure – Anytime and Anywhere

Never miss your beloved hobby when travelling, thanks to NOCH. Packed suitably for travel, in a conveniently small format that remains fully functional, the model railway layout in a case can simply be brought along with you.

The Z gauge briefcases are equipped with Märklin® mini-club tracks and the N gauge briefcases with Minitrix® tracks.

1

G

O

H0

TT

N

Z



Model Railway in a Briefcase

Briefcase Layouts – from page 412

- The model railway layout in a convenient format
- Safely protected by the shock-resistant aluminium case

Preformed Layouts – from page 412

- All briefcase layouts are also available as preformed layouts (flocked with grass or snow and painted)

Christmas Layout – from page 415

- Pre-mounted with track, ready-to-use
- Including candles



Z 88303 Briefcase Layout 'Meran'
with Märklin® mini-club Track

This beautiful Z gauge summer layout offers a lot of driving pleasure in a small space. The varied railway line leads over an imposing viaduct and through an avalanche barrier. In the centre of the layout is a small, pretty village with four illuminated houses.

Thanks to the two railway circuits, trains can be controlled independently of each other.

The layout is operated with the enclosed power supply.



Z 88308 Briefcase Layout 'Interlaken'
with Märklin® mini-club Track

The snow-covered Z gauge winter layout offers a lot of driving fun. The romantic route leads through an imposing viaduct and under an avalanche barrier. The visual highlight lies in the centre of the layout: four illuminated houses and a lighted Christmas tree.

Thanks to the two railway circuits, trains can be controlled independently of each other.

The layout is operated with the enclosed power supply.

Product Details 'Meran' and 'Interlaken'

- Ready-to-use model railway layout in an aluminium case (outer dimensions of the case: 79.5 cm x 54.5 cm, 16 cm high)
- Landscape made out of Structured Hard Foam, fully decorated
- Two railway circuits, pre-mounted with track
- Four illuminated buildings (and illuminated Christmas tree on the 'Interlaken' model)
- Control panel with two speed controllers
- Connection point for external power supply (included)

'Meran' and 'Interlaken' Preformed Layouts

- Dimensions: 75 cm x 50.5 cm, approx. 13 cm high
- Includes track plan
- Laser-Cut Bridge Kit and Avalanche Barrier included

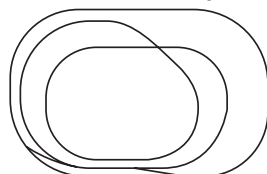


Z 87000 'Meran' Layout
made of Structured Hard Foam



Z 87005 'Interlaken' Layout
made of Structured Hard Foam

Track diagram



All briefcase layouts shown on this double page are supplied without locomotives and carriages.



Z 88313 Briefcase Layout 'Serfaus'
with Märklin® mini-club Track

The small, beautiful Z gauge summer layout impresses with its varied route over a bridge and through a tunnel. The four buildings on the layout are illuminated.

The layout is operated with the enclosed power supply.



Z 88318 Briefcase Layout 'St Anton'
with Märklin® mini-club Track

The small Z gauge winter layout impresses with its thrilling route over a bridge and through a tunnel. The four houses and lighted Christmas tree are illuminated on the romantic, snowy layout.


The layout is operated with the enclosed power supply.

'Serfaus' and 'St Anton' Preformed Layouts

- Dimensions: 53.5 cm x 40.5 cm, approx. 12 cm high
- Includes track plan
- Bridge included



Z 87010 'Serfaus' Layout
made of Structured Hard Foam

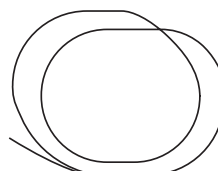


Z 87015 'St Anton' Layout
made of Structured Hard Foam

Product Details 'Serfaus' and 'St Anton'

- Ready-to-use model railway layout in an aluminium case (outer dimensions of the case: 57.5 cm x 43 cm, 16 cm high)
- Landscape made out of Structured Hard Foam, fully decorated
- One railway circuit, pre-mounted with track
- Control panel with one speed controller
- Four illuminated buildings (and illuminated Christmas tree on the 'St Anton' model)
- Connection point for external power supply (included)
- Note on train arrangement: due to the narrow radii, the carriages used should not be longer than 8.5 cm. In addition, locos with more than four axles (two bogies) should not be used. Locos with leading wheels are increasingly prone to derailment.

Track diagram



All Z gauge Model Railway Briefcase Layouts and the Christmas Layout are equipped with high-quality NOCH Laser-Cut Buildings. You can see the new buildings in detail on pages 368 and 369 of this catalogue.



Video clip



Video clip

N 88410 Briefcase Layout 'Füssen'
with Minitrix® tracks

This briefcase layout realises your dream of a compact, fully assembled N gauge layout. The landscape is modelled on the beautiful Allgäu Alpine region, which is characterised by imposing mountains, lush meadows and idyllic lakes.

N 88415 Briefcase Layout 'Oberstdorf'
with Minitrix® tracks

This wintery N gauge briefcase layout presents the romantic, white season in a handy format. The landscape was inspired by the Allgäu Alpine region. Highlights are the beautiful snowy Laser-Cut building as well as the illuminated Christmas tree, which creates a festive mood.

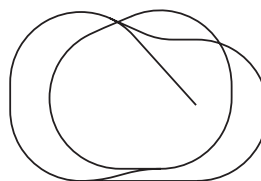
Product Details 'Füssen' and 'Oberstdorf'

- Ready-to-use model railway layout in an aluminium case (outer dimensions of case: 79.5 cm x 54.5 cm, 16 cm high)
- Landscape made of Structured Hard Foam, fully decorated and equipped with high-quality NOCH Laser-Cut buildings
- Two railway circuits, pre-mounted with track
- Control panel with two speed controllers
- Three illuminated buildings (station + extension illuminated with 2 LEDs and additionally one illuminated Christmas tree with the 'Oberstdorf' model)
- Connection point for external power supply (included)

Technical Functions 'Füssen' and 'Oberstdorf'

The track plan enables two trains to be operated, which can be controlled independently of each other. A switch enables the circuits to be connected together, allowing the entire route to be controlled by one speed controller. A small siding enables shunting operations. The lighting on the layout is activated via a switch.

Track diagram



Preformed Layouts 'Füssen' and 'Oberstdorf'



N 87041 'Füssen' Layout
made of Structured Hard Foam



N 87042 'Oberstdorf' Layout
made of Structured Hard Foam

- Dimensions:
77 cm x 51.5 cm, approx. 13 cm high
- Includes track plan for Minitrix®, Fleischmann® with ballast bed (piccolo), Fleischmann® without ballast bed

It's Time to Light the Advent Wreath!

NOCH Christmas Layout Gauge Z

Model railway pleasure, Christmas decoration and the ultimate gift for every model railway fan – the adorable NOCH 'Winter Magic' Christmas Layout encompasses all that. This little snow-covered village gleams with Christmassy splendour. The high-quality NOCH Laser-Cut Buildings and Christmas tree are illuminated and the four tree candles make this trinket a real highlight of Advent.

Note: in order to ensure a permanently stable power supply to buildings and Christmas tree, an appropriate Z gauge transformer is required for operation. The Christmas Layout cannot be operated with a (rechargeable) battery.



Info Tip:
Replacement candles

You can order replacement candles for the Christmas Layout in our online shop at www.noch.com with reference number 88076.

Z

88063 'Winter Magic' Christmas Layout

35 cm x 35 cm, approx. 15 cm high, Winter layout made of Structured Hard Foam, ready-to-use with Märklin® mini-club Z gauge tracks, decorated, illuminated houses and lighted Christmas tree, incl. 4 Christmas tree candles, supplied without transformer, loco and carriages.



Quality and Precision in Track Construction.

Within ten years, ROKUHAN has managed to make a name for itself among Z-gauge fans. And not by chance – the quality and precision of their products have convinced railway modellers of this. ROKUHAN are incredibly happy about this level of enthusiasm and have thanked their followers with an even wider range and many new products. Your dealer will be pleased to advise you.



Info Tip: ROKUHAN Z-Gauge Track System

Further information can be found online at www.rokuhan.de.

Request two of the revolutionary Z-gauge tracks directly from us! Simply send an e-mail to info@noch.de with the keywords »ROKUHAN Z-gauge sample track« and we'll send you two free sample tracks. Let yourself be convinced that this is the Z track of the future.



ROKUHAN Online Shop

Here you find all available products and important information.

ROKUHAN News


Here you find all news, campaigns and special product posts:

www.rokuhan.de/rokuhan-aktuelles-im-blog/

Service & Advice

Get here information on ROKUHAN track geometry, application tips, technical data and track plans:

www.rokuhan.de/service-beratung



← website

ROKUHAN

Controller and Switch – from page 418

Japanese precision and technology

Track System with Its Own Track Bed – from page 420

• Elegant, robust, extremely stable and easy to lay

Turntable and Roundhouse – page 423

• Technically sophisticated, in the appropriate style and impressively designed

Bridges, Bridge Piers and Viaducts – page 423

• Easy to mount and finely painted

Houses and Buildings – page 424

• Easy to mount and finely painted

Locomotives and Trains – from page 425

Shortys – page 427

Train Controller and Electricity Supplier

You'll have everything under control with the stylish 'RC03' Train Controller or the 'RC02' Compact Controller. You'll have the 'RC03' connected to the feeder track and wired in the turnouts in no time. Thanks to an additional battery compartment (8 x AA batteries) on the underside of the controller, the transformer can even be operated without having to be plugged in, so you can use it while on the go.

The 'RC02' is the right choice (8 x AAA batteries) for the thrifty person.

7297304 Compact Controller RC02

7297305 Train Controller with Constant Lighting RC03

Power supply via plug-in power supply unit 'Switching AC Adaptor' (ref. 7297411) or via AA batteries (both not included).

7297309 Compact Controller RC02

incl. connection cable with resistor

7297310 Train Controller with Constant Lighting RC03

incl. connection cable with resistor



The articles refs. 7297309 and 7297310 are articles with a modified connection cable (ref. 7297452). Thus operation is also possible with modern Märklin® locomotives! If you only use locomotives from ROKUHAN, then please use the standard controllers!



RC03 Train Controller with Constant Lighting



'RC03' battery compartment



Connecting 4 points onto the 'RC03' with the help of the Y Cable (ref. 7297405)



Control Switches (Ref. 7297302) on 'RC03' Without batteries and plug-in adapter

'RC03' Technical Information and Features:

- Input: AC 100-240 V
- Output: 10 V, 900 mA
- Sensitive potentiometer
- Short-circuit proof
- Directional switch (forwards, backwards, zero setting)

- Plug-in connections on the side for additional control switches
- Dimensions of the RC03 Controller: 153 x 96 x 49 mm
- Constant lighting (driving lights, interior lighting)
- Two integrated turnout switches, i.e. two or four turnouts can be connected up to the controller (via the Y Cable) and switched

Turnout Switches

The turnout switches from ROKUHAN are true all-rounders with their many connection possibilities. Thanks to the plug-in connectors, the turnouts can be easily and quickly »wired into« the turnout switches.

Fiddly soldering or the use of strip connectors is a thing of the past. The switches are simply connected to the sides of the ROKUHAN 'RC03' Train Controller or 'RC02' Compact Controller with plug-in connectors.

Simply attach it on and you're done! The switches can also be operated directly via an additional AC Adapter (ref. 7297411) – a connection socket is available at the switch.


If you're using a Märklin® or other Z-gauge transformer, you'll need the AC Cable (ref. 7297410).



Turnout Switch with 'RC03' Train Controller



Turnout Switch to transformer from another manufacturer (here: Märklin®)



Turnout Switch with direct power supply via an additional AC Adapter (ref. 7297411)

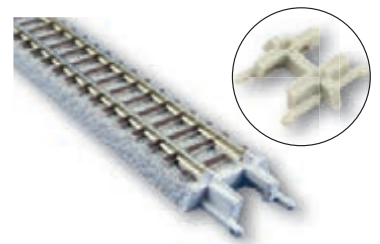
Reverse Loop Switch and Insulated Rail Joiner

Electrically separate tracks can be easily and safely installed with the Insulated Rail Joiner. To do so, the regular rail joiners are removed and replaced with the Insulated Rail Joiners.

It's very easy to reverse the polarity of the positive and negative pole with the plug-in Reverse Loop Switch: simply stop the train before the second insulation point, turn the Reverse Loop Switch and turnout and then your train can continue on its journey. Very easy!



7297303 Reverse Loop Switch



7297413 Insulated Rail Joiner 2 pieces

Feeder Track

ROKUHAN has come up with a unique and clever solution to the problem of how to ensure a power connection. The bed under the straight tracks has a piece integrated into its body that can be removed to expose the rail for connecting it to a power supply (see Fig. 1).

The Feeder Cable's plug is designed so that it can be inserted directly into this position (see Fig. 2.). And voilà – the connection is done!

Note: The standard Feeder Cable (ref. 7297408) is suitable for operating ROKUHAN locomotives. For the use of modern Märklin® locomotives, the Modified Feeder Cable (ref. 7297452) should be used.



Fig. 1




Fig. 2



You'll find a vast number of helpful videos on the subject of ROKUHAN (including instructions for assembling, installing and renovating) on the YouTube channel www.youtube.com/user/Rokuhan65.

Turnouts– Clever Technology and Handling

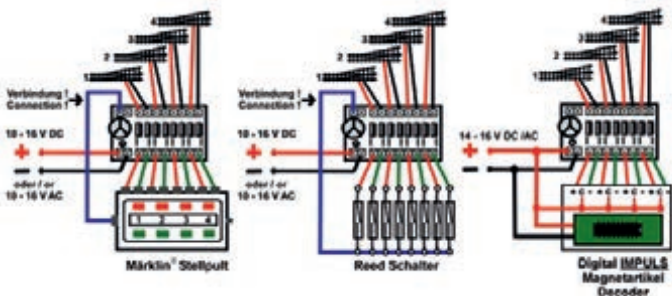
In ROKUHAN's track geometry, there are three turnout sizes: R490-13° with a length of 110 mm, R127-26° with a length of 55 mm and a curved point R195/220-30° with a length of 112.8 mm. The turnout can be operated manually or electrically. The drives are housed directly in the track bed. The core pieces are live and made of metal. The intelligent stop points of the power routing system work against the collision of the trains (the stop



Turnout drives integrated in the bed with the strongest neodymium magnets currently available guarantee pulling power.

Turnout Module


Switching ROKUHAN and KATO turnouts is now even easier – digital as well as analogue!



Weichenmodul	
NOCH Ref.	Description
60264	Turnout Module for KATO H0- and N-gauge as well as ROKUHAN Z-gauge turnouts

points function can be deactivated very easily by inserting two little screws at the bottom). The strongest available neodymium magnets provide pulling power and long-term reliability. The parallel track distance after installing the opposite curve is 25 mm.

More information at www.rokuhan.de



Because it often gets narrow in the transition area around the opposite curve, ROKUHAN provides an appropriately cut track, so that the turnouts can be laid easily and quickly. The picture on the left side shows double slip turnouts with feeder track on the left.



Website

Controllers, Switches, Cables, Track Accessories, LED Lighting (Houses)

Controllers, Switches, Cables, Track Accessories, LED Lighting (houses)		
NOCH Ref.	ROKUHAN Ref.	Description
7297302 (1 St.)	C002	Turnout Switch, 95 x 65 x 30 mm (compatible with RC02 and RC03)
7297303 (1 St.)	C003	Reverse Loop Switch (compatible with RC02 and RC03)
7297304 (1 St.)	RC02	RC02 Compact Controller, 94 x 71 x 37 mm, without AC Adapter, can also be operated with 8 AAA batteries (input AC 100–240 V; output max. 10 V, 800 mA)
7297305 (1 St.)	RC03	RC03 Train Controller with Constant Lighting, 153 x 96 x 49 mm, without AC Adapter, can also be operated with 8 AA batteries (input AC 100–240 V; output max. 10 V, 900 mA)
7297306 (1 St.)	C004	Switch for Accessories
7297402 (1 St.)	A002	Rerailer, 145 x 25 x 15 mm
7297403 (1 St.)	A003	Extension Feeder, Cable, 150 cm
7297404 (1 St.)	A004	Extension Cable for Points Connection, 150 cm
7297405 (10 St.)	A005	Y Cable, for connecting two parallel points

Controllers, Switches, Cables, Track Accessories, LED Lighting (houses)		
NOCH Ref.	ROKUHAN Ref.	Description
7297309		Compact Controller RC02 incl. connection cable with resistor for the use with modern Märklin® locomotives
7297310		Train Controller with Constant Lighting RC03 incl. connection cable with resistor for the use with modern Märklin® locomotives
7297452		Feeder Cable, 70 cm with resistor, for rail power feed-in for the use with modern Märklin® locomotives
7297413 (2 pcs)	A013	Insulated Rail Joiner
7297414 (2 pcs)	A014	Conversion Joiner, for third-party track systems
7297429 (1 pc)	A029	Y Power Feeder Cable, for connecting two parallel tracks
7297408 (1 pc)	A008	T Feeder Cable, 70 cm
7297412 (10 pcs)	A012	Rail Joiners
7297410 (1 pc)	A010	AC Cable for Turnout Switches, for third-party transformers
7297411 (1 pc)	A011D	AC Adapter, compatible with ref. 7297302, 7297304 and 7297305
7297306 (1 pc)	C004	Switch for Accessories e.g. home lighting
7297416 (1 pc)	A016	Accessory Power Terminal
7297417 (1 pc)	A017-1	LED Light, white
7297401 (1 pc)	A017-2	LED Light, orange



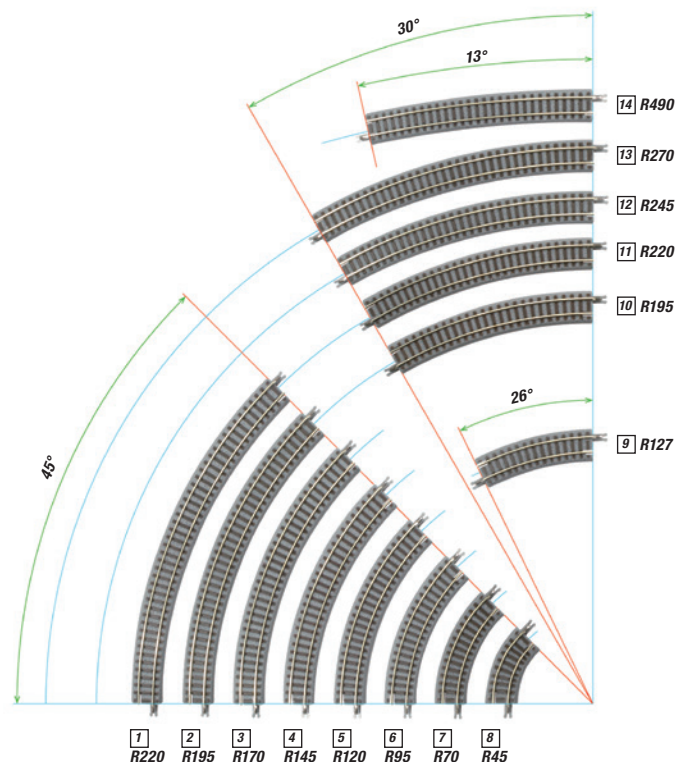
© Karl Sinn

ROKUHAN Z-Gauge Track Assortment




Note:
ROKUHAN curved tracks

Radius smaller than R170 are only suitable for short, double-axle vehicles.




Curved Tracks			
	NOCH Ref.	ROKUHAN Ref.	Description
1	7297004 (4 pcs)	R004	Curved Track R220-45°
2	7297002 (4 pcs)	R002	Curved Track R195-45°
3	7297003 (4 pcs)	R003	Curved Track R170-45°
4	7297005 (4 pcs)	R005	Curved Track R145-45°
5	7297011 (4 pcs)	R011	Curved Track R120-45°
6	7297010 (4 pcs)	R010	Curved Track R95-45°
7	7297018 (4 pcs)	R018	Curved Track R70-45°
8	7297046 (4 pcs)	R046	Curved Track R45-45°
9	7297019 (2 pcs)	R019	Curved Track R127-26° (opposite curve)
10	7297032 (6 pcs)	R032	Curved Track R195-30°
	7297051 (6 pcs)	R051	As 7297032, but with concrete sleepers
11	7297033 (6 pcs)	R033	Curved Track R220-30°
	7297052 (6 pcs)	R052	As 7297033, but with concrete sleepers
12	7297014 (6 pcs)	R014	Curved Track R245-30°
	7297053 (6 pcs)	R053	As 7297014, but with concrete sleepers
13	7297015 (6 pcs)	R015	Curved Track R270-30°
	7297054 (6 pcs)	R054	As 7297015, but with concrete sleepers
14	7297012 (2 pcs)	R012	Curved Track R490-13° (opposite curve)
	7297059 (2 pcs)	R059	As 7297012, but with concrete sleepers

ROKUHAN Z-Gauge Track Assortment




7297009 (R009) Straight Track, with slot for cable, 220 mm (4 pieces)

7297050 (R050) Straight Track, with slot for cable and with concrete sleepers, 220 mm (4 pieces)




7297001 (R001) Straight Track, with slot for cable, 110 mm (4 pieces)

7297049 (R049) Straight Track, with slot for cable and with concrete sleepers, 110 mm (4 pieces)



7297024 (R024) Straight Track, with slot for cable, 55 mm (2 pieces)

7297048 (R048) Straight Track, with slot for cable and with concrete sleepers, 55 mm (2 pieces)




7297030 (R030) Straight Track, 25 mm (4 pieces)



7297083 (R083) Straight Track, with slot for cable, 440 mm (2 pieces)




7297016 (R016) Flexible Track, 330 mm (1 piece)



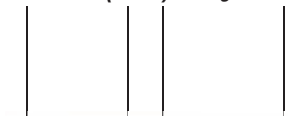
7297013 (R013) Japanese Buffer, 42 mm (2 pieces)



7297029 (R029) European Buffer, 42 mm (2 pieces)



7297045 (R045) Straight Track, without track bed, 110 mm (2 pieces)




7297036 (R036) Straight Track, with slot for cable, 112.8 mm (2 pieces)

7297038 (R038) Straight Track, with slot for cable and with concrete sleepers, 112.8 mm (2 pieces)



7297077 (R077) Uncoupler Track Set Märklin® & Arnold, 55 mm (1 piece)



7297077 (R077) Uncoupler Track Set Märklin® & Arnold, 55 mm (1 piece)

7297077 (R077) Uncoupler Track Set Märklin® & Arnold, 55 mm (1 piece)

7297077 (R077) Uncoupler Track Set Märklin® & Arnold, 55 mm (1 piece)

7297077 (R077) Uncoupler Track Set Märklin® & Arnold, 55 mm (1 piece)

7297077 (R077) Uncoupler Track Set Märklin® & Arnold, 55 mm (1 piece)

7297077 (R077) Uncoupler Track Set Märklin® & Arnold, 55 mm (1 piece)

7297077 (R077) Uncoupler Track Set Märklin® & Arnold, 55 mm (1 piece)

7297077 (R077) Uncoupler Track Set Märklin® & Arnold, 55 mm (1 piece)

7297077 (R077) Uncoupler Track Set Märklin® & Arnold, 55 mm (1 piece)

7297077 (R077) Uncoupler Track Set Märklin® & Arnold, 55 mm (1 piece)

7297077 (R077) Uncoupler Track Set Märklin® & Arnold, 55 mm (1 piece)

7297077 (R077) Uncoupler Track Set Märklin® & Arnold, 55 mm (1 piece)

7297077 (R077) Uncoupler Track Set Märklin® & Arnold, 55 mm (1 piece)

7297077 (R077) Uncoupler Track Set Märklin® & Arnold, 55 mm (1 piece)

7297077 (R077) Uncoupler Track Set Märklin® & Arnold, 55 mm (1 piece)

7297077 (R077) Uncoupler Track Set Märklin® & Arnold, 55 mm (1 piece)

7297077 (R077) Uncoupler Track Set Märklin® & Arnold, 55 mm (1 piece)

7297077 (R077) Uncoupler Track Set Märklin® & Arnold, 55 mm (1 piece)

7297077 (R077) Uncoupler Track Set Märklin® & Arnold, 55 mm (1 piece)

7297077 (R077) Uncoupler Track Set Märklin® & Arnold, 55 mm (1 piece)

7297077 (R077) Uncoupler Track Set Märklin® & Arnold, 55 mm (1 piece)

7297077 (R077) Uncoupler Track Set Märklin® & Arnold, 55 mm (1 piece)

7297077 (R077) Uncoupler Track Set Märklin® & Arnold, 55 mm (1 piece)

7297077 (R077) Uncoupler Track Set Märklin® & Arnold, 55 mm (1 piece)

7297077 (R077) Uncoupler Track Set Märklin® & Arnold, 55 mm (1 piece)

7297077 (R077) Uncoupler Track Set Märklin® & Arnold, 55 mm (1 piece)

7297077 (R077) Uncoupler Track Set Märklin® & Arnold, 55 mm (1 piece)

7297077 (R077) Uncoupler Track Set Märklin® & Arnold, 55 mm (1 piece)

7297077 (R077) Uncoupler Track Set Märklin® & Arnold, 55 mm (1 piece)

7297077 (R077) Uncoupler Track Set Märklin® & Arnold, 55 mm (1 piece)

7297077 (R077) Uncoupler Track Set Märklin® & Arnold, 55 mm (1 piece)

7297077 (R077) Uncoupler Track Set Märklin® & Arnold, 55 mm (1 piece)

7297077 (R077) Uncoupler Track Set Märklin® & Arnold, 55 mm (1 piece)

7297077 (R077) Uncoupler Track Set Märklin® & Arnold, 55 mm (1 piece)

7297077 (R077) Uncoupler Track Set Märklin® & Arnold, 55 mm (1 piece)

7297077 (R077) Uncoupler Track Set Märklin® & Arnold, 55 mm (1 piece)


7297077 (R077) Uncoupler Track Set Märklin® & Arnold, 55 mm (1 piece)

7297077 (R077) Uncoupler Track Set Märklin® & Arnold, 55 mm (1 piece)

Straight Tracks, Special Tracks, Track Sets		
NOCH Ref.	ROKUHAN Ref.	Description
7297064 (6 pcs)	R064	Super-Elevated Track, R195-30°
7297066 (6 pcs)	R066	As 7297064, but with concrete sleepers
7297065 (6 pcs)	R065	Super-Elevated Track, R220-30°
7297067 (6 pcs)	R067	As 7297065, but with concrete sleepers
7297073 (6 pcs)	R073	Super-Elevated Track, R245-30°
7297075 (6 pcs)	R075	As 7297073, but with concrete sleepers
7297074 (6 pcs)	R074	Super-Elevated Track, R270-30°
7297076 (6 pcs)	R076	As 7297074, but with concrete sleepers
7297786 (1 pcs)	S045-1	Railway Crossing Japan
7297787 (1 pcs)	S045-2	Railway Crossing USA
7297788 (1 pcs)	S045-3	Railway Crossing Europe
7297028 (1 set)	R028	Track Set A – Oval Set 8 Curved Tracks, R195-45°, 4 Straight Tracks, 110 mm


Straight Tracks, Special Tracks, Track Sets		
NOCH Ref.	ROKUHAN Ref.	Description
7297047 (1 set)	R047	Track Set B – Passing Track 1 x each of Left + Right Electric Turnouts, R490-13°, straight, 110 mm, 2 x Curved Track, R490-13°, 2 x Straight Track, 110 mm
7297062 (1 set)	R062	Track Set C – Double Track Oval Set Overall dimensions approx. 460 x 900 mm
7297063 (1 set)	R063	Track Set D – Viaduct Set Overall dimensions approx. 560 x 860 mm
7297079 (1 set)	R079	Track Set E – Mini Double Track Set 8 x Curved Track R95-45° 8 x Curved Track R120-45° 2 x Straight Track 110 mm 2 x Straight Track 55 mm 2 x Right Points 55 mm Overall dimensions approx. 260 x 370 mm
7297080 (1 set)	R080	Track Set F – Oval Track with Sidings Overall dimensions approx. 1,155 x 485 mm

Turnouts and Crossings




7297039 (R039) Left Electric Turnout, R490-13°, 110 mm, with 1 x cut Straight Track, 110 mm (1 piece)

7297055 (R055) Left Electric Turnout, R490-13°, 110 mm, with 1 x cut Straight Track, 110 mm, with concrete sleepers (1 piece)




7297040 (R040) Right Electric Turnout, R490-13°, 110 mm, with 1 x cut Straight Track, 110 mm (1 piece)


7297056 (R056) Left Electric Turnout, R490-13°, 110 mm, with 1 x cut Straight Track, 110 mm, with concrete sleepers (1 piece)



7297022 (R022) Left Electric Turnout, with 1 x cut Straight Track, 55 mm (1 piece)




7297023 (R023) Right Electric Turnout, R127-26°, 55 mm, with 1 x cut Straight Track, 55 mm (1 piece)




7297025 (R025) Crossing 90°, 25 mm (1 piece)



© Claudius Veit - www.velmo.de




7297020 (R020) Crossing 13°, 112.8 mm, with 2 x Adjustment Track 53.6 mm (1 piece)




7297026 (R026) Left Curved Turnout, R220/195-30°, 112.8 mm, with 1 x cut Curved Track (1 piece)

7297057 (R057) Left Curved Turnout, R220/195-30°, 112.8 mm, with 1 x cut Curved Track and with concrete sleepers (1 piece)



7297027 (R027) Right Curved Turnout, R220/195-30°, 112.8 mm, with 1 x cut Curved Track (1 piece)

7297058 (R058) Right Curved Turnout, R220/195-30°, 112.8 mm, with 1 x cut Curved Track and with concrete sleepers (1 piece)



7297034 (R034) Electric Double-Slip Turnout, 112.8 mm 13° + 2 x 53.6 mm Straight Track cut left, (1 piece)

7297068 (R068) Electric Double-Slip Turnout, 112.8 mm 13° + 2 x 53.6 mm Straight Track cut left, with concrete sleepers (1 piece)

7297035 (R035) Electric Double-Slip Turnout, 112.8 mm 13° + 2 x 53.6 mm Straight Track cut right (1 piece)

7297069 (R069) Electric Double-Slip Turnout, 112.8 mm 13° + 2 x 53.6 mm Straight Track cut right, with concrete sleepers (1 piece)



7297078 (R078) Double Crossover
220 mm, 25 mm track distance
(1 piece)

7297082 (R082) Double Crossover
220 mm, 25 mm track distance,
with concrete sleepers (1 piece)



Note:

ROKUHAN Turnouts/Turnout Switches

- The turnouts should only be operated with the C002 ROKUHAN Turnout Switch or via RC03 controller.

- To use control panels with a push button, please use the Turnout Module (NOCH ref. 60264; see page 419).
- Misuse of the turnouts (blade is not in the direction of travel) can cause a short circuit.

Turntable and Round House

Turntable

Enjoy a technically sophisticated turntable from ROKUHAN – be it analogue or digital (DCC). You get 8 track connections in the basic set, which can be extended to a total of 24. The stepping motor's delicate controls allow an optimal run-up to the individual tracks and the attractive controller offers clear functionality that you will find pleasing.



7297613 (S037) Electric Turntable
17 x 17 cm, 3.5 cm high

Round House

Complete your Turntable with this stylish Round House, which makes your model landscape even more impressive. The kit contains 2 different façades that you can use. This 3-piece segment can of course be extended as desired and can also be easily retrofitted with lighting (white 7297417 or orange 7297401 LED, distributor connection 7297416).



7297614 (S038) Round House
9.5 x 20.5 cm, 6.3 cm high

Platforms & Railway Stations



7297632 (S046-1) Island Platform Basic Set
43 x 3.3 cm, 3.4 cm high



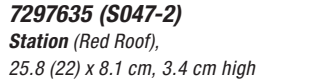
7297633 (S046-2) Island Platform Extension Set
11 x 3.3 cm, 3.4 cm high



7297634 (S047-1) Station (Blue Roof),
25.8 (22) x 8.1 cm, 3.4 cm high



7297636 (S048-1) One-Sided Platform Set
25.8 (22) x 2.4 cm, 2.1 cm high



7297635 (S047-2) Station (Red Roof),
25.8 (22) x 8.1 cm, 3.4 cm high

Bridges, Bridge Piers and Viaduct Segments

In addition to the usual interesting bridges, ROKUHAN's modern viaduct segments are waiting for you. The easy-to-mount segments are supplied without a track, so you have a free choice of tracks to choose from: rails

with beds (wooden or concrete sleepers) and also without beds. ROKUHAN offers suitable bridge piers for crossings (e.g. in city areas).



7297041 (R041) Box Girder Bridge,
dark green, single-track,
220 mm



7297043 (R043) Box Girder Bridge,
dark green, double-track,
220 mm



7297088 (R088) Box Girder Bridge,
red, single-track,
110 mm



7297070 (R070) Deck Girder Bridge,
dark red, single-track,
110 mm



7297085 (R085) Deck Girder Bridge,
dark red, single-track,
55 mm



7297604 (S017) Bridge Piers Set,
ascending, height of
highest bridge pier:
40 mm, 10 pieces

7297042 (R042) Box Girder Bridge,
red, single-track,
220 mm

7297044 (R044) Box Girder Bridge,
beige, double-track,
220 mm

7297089 (R089) Box Girder Bridge,
green, single-track,
110 mm

7297071 (R071) Deck Girder Bridge,
green, single-track,
110 mm

7297086 (R086) Deck Girder Bridge,
green, single-track,
55 mm

7297605 (S018) Bridge Piers Set,
height 40 mm, 6 pieces

7297061 (R061) Box Girder Bridge,
brown, single-track,
220 mm

7297060 (R060) Box Girder Bridge,
brown, double-track,
220 mm

7297090 (R090) Box Girder Bridge,
dunkelgrau, single-track,
110 mm

7297072 (R072) Deck Girder Bridge,
dark grey, single-track,
110 mm

7297087 (R087) Deck Girder Bridge,
dark grey, single-track,
55 mm



7297600 (S010) Viaduct,
straight, single-track,
110 mm



7297606 (S019) Viaduct,
straight, double-track,
110 mm



7297601 (S011) Viaduct,
curved, single-track,
R195 mm 30°, 3 pieces



7297602 (S012) Viaduct,
curved, single-track,
R220 mm 30°, 3 pieces



7297603 (S013) Viaduct,
curved, double-track,
R195 mm 30° /
R220 mm 30°, 3 pieces



7297611 (S035) Viaduct Step,
single-track
7297612 (S036) Viaduct Step,
double-track

Houses and Buildings

Beautiful and realistic model buildings are very important for a model railway layout. ROKUHAN offers some interesting buildings for the Z scale 1:220. In addition to houses with a rural character the range includes

both town houses and high-rise buildings. Also shelters, sheds and barns can also be found in the assortment. The plastic models are already fully assembled and are characterized by quality and a high level of detail.



7297660 (S049-1)
Convenience Store
orange / beige / grey, 4.5 x 7 cm, 2.4 cm high



7297661 (S049-2)
Convenience Store
blue / grey, 4.5 x 7 cm, 2.4 cm high



7297211 (S032-1)
Commercial Building A
4 x 4.5 cm, 6.3 cm high



7297215 (S033-2)
Commercial Building B
5 x 5 cm, 7 cm high



7297216 (S033-3)
Commercial Building C
5 x 5 cm, 7 cm high



7297217 (S034-1)
Corner Shop Building A
4.6 x 5.6 cm, 5.7 cm high



7297626 (S042-1)
Two-Storey House Type A
3.7 x 5.5 cm, 3.8 cm high



7297627 (S042-2)
Two-Storey House Type A
white, 3.7 x 5.5 cm, 3.8 cm high



7297628 (S043-1)
Two-Storey House Type B
3.4 x 4.2 cm, 3.6 cm high



7297630 (S044-1)
Two-Storey House Type C
3.5 x 3.5 cm, 3.5 cm high



7297665 (S051-1)
Wooden Engine House
darkbrown, 13 x 4.3 cm,
4.8 cm high



7297666 (S051-2)
Wooden Engine House,
brown, 13 x 4.3 cm,
4.8 cm high



7297201 (S025-1)
Metal-Roof Farmhouse, red
3.4 x 6.2 cm, 3.8 cm high



7297204 (S026-1)
Tiled-Roof House, grey
5.7 x 3.8 cm, 2.6 cm high



7297206 (S027-1)
Metal-Roof House, red
5.7 x 3.8 cm, 2.6 cm high



7297208 (S028-1)
Tiled-Roof Barn, grey
3.8 x 3 cm, 3 cm high

Shinkansen Serie 500

It symbolizes Japan's post-war economic boom: the Shinkansen high-speed train. On October 1, 1964, the first route of around 515 kilometres was opened for the Olympic Games in Tokyo between the capital and Osaka. The Shinkansen, which means "new main line", marked the start

of high-speed trains. The success of the Japanese was later to spread to many European countries. ROKUHAN presents its first high-speed train in perfect design and thus heralds the start of its ROKUHAN Shinkansen era. Recommended minimum radius: 195 mm



500 Type Shinkansen



500 Type Shinkansen EVA

Shinkansen		
NOCH Ref.	ROKUHAN Ref.	Description
7297745	T013-1	500 Type Shinkansen, 3 Car Basic Set
7297637	T013-4	500 Type Shinkansen EVA, 3 Car Basic Set
7297638	T013-5	500 Type Shinkansen EVA, 5 Car Extension Set

EF58 Electric Locomotive

The EF58 locomotive was built in 1958 and has been used in Osaka for special trains since 1987. There, the EF58 received its brown colour, which was later painted blue in 2015. Since the colour change, the locomotive has been in Kyoto Model Railway Museum.

The model's excellent handling characteristics and realistic details such as its moveable pantographs and operating headlights are impressive!



7297978

Model Features:

- Minimum radius: R95 mm
- Front lights in driving direction
- Compatible with Passenger Cars (NOCH refs. 7297704 / 7297705)
- Moveable pantographs made of metal



7297977

NOCH Ref.	ROKUHAN Ref.	Description
7297977	T039-2	EF58 Electric Locomotive No. 150
7297978	T039-3	EF58 Electric Locomotive No. 127
Matching accessories		
7297704	T006-1	JNR 14 Series Passenger Car, blue, 4 pieces
7297705	T006-2	JNR 14 Series Passenger Car, blue, 2 pieces

Diesel Locomotive DD51 "Cold Area Type" Era: 1962 – 1978

The DD51 is a diesel-hydraulic locomotive. A total of 649 locomotives were manufactured by Kawasaki Saryo, Hitachi and Mitsubishi. The locomotive was used in both freight and passenger trains.

Model Features:

- Minimum radius 95 mm
- Two traction tires on the left and right for gradients of up to 4%
- Powerful bell-type armature motor with special magnet for exceptional low-speed characteristics
- Photo-etched details, such as handrails
- Changing train lighting
- Constant lighting when using the ROKUHAN speed controller 'RC02' (ref. 7297304) or 'RC03' (ref. 7297305)
- With Märklin® exchange coupler



Diesel Hydraulic Locomotive DD51 for Passenger and Freight Trains		
NOCH Ref.	ROKUHAN Ref.	Description
7297700 (1 St.)	T002-1	DD51 – Cold District Type, red
7297702 (1 St.)	T002-2	DD51 – Cold District Type, blue
7297703 (1 St.)	T002-3	DD51 – Cold District Type, red / grey
7297706 (1 St.)	T002-4	DD51 – Cold District Type, Hokkaido Color
7297707 (1 St.)	T002-5	DD51 – Cold District Type, Engine Design
7297708 (1 St.)	T002-6	DD51 – Cold District Type, Euro Liner Color
7297709 (1 St.)	T002-7	DD51 – Cold District Type, JNR Color
7297773 (1 St.)	T002-8	DD51 – Doppeltraktion Hokutosei

C11 Steam Locomotive

C11 Steam Locomotive		
NOCH Ref.	ROKUHAN Ref.	Description
7297756	T019-1	JNR C11 #178 – 3rd edition
7297757	T019-2	JNR C11 #325
7297758	T019-3	JNR C11 #165
7297759	T019-4	JNR C11 #200

The C11 is a small steam locomotive that is ideal for shunting and for small local passenger and freight transport. 400 units were produced for the JNR (Japan National Railway) and other private railway companies around the 1930s. Today a total of five C11s are still in service.



C57 Steam Locomotive

The steam locomotive known by the nickname 'Lady' is one of the most popular of the 20th century. It was built from 1937 to 1953 for the Japanese State Railways on the basis of the C55 and is one of the 2C1 (or 4-6-2) 'Pacific Style' models. A total of 201 locomotives were built. This series was withdrawn from passenger train service in 1975, but since 1979 you find them in overhauled condition here and there in local railway service in Japan.

Model Features:

- Lighting in travel direction
- Arnold couplers for double traction included
- Radius: R145

C57 Steam Locomotive		
NOCH Ref.	ROKUHAN Ref.	Description
7297796	T027-1	C57 #19 – First Version Standard Type (Nitu engine shed)
7297797	T027-2	C57 #111 – Montetsu Smoke Deflector / Wind deflectors



Couplers

Couplers		
NOCH Ref.	ROKUHAN Ref.	Description
7297419 (6 pcs)	A019	Knuckle Coupler (short), 7 mm
7297420 (6 pcs)	A020	Knuckle Coupler (long), 11 mm
7297421 (6 pcs)	A021	Märklin® Coupler (short), 11 mm
7297422 (6 pcs)	A022	Märklin® Coupler (long), 13 mm
7297424 (6 pcs)	A024	Arnold Coupler (short), 7 mm
7297425 (6 pcs)	A025	Arnold Coupler (long), 9 mm

ROKUHAN have taken care of this by offering compatible exchange coupler for their carriages and locomotives. This is how ROKUHAN's locomotives and carriages always find the right connection.

Tips on how to use these can be found on the YouTube channel 'ROKUHAN65' with 'ROKUHAN coupler sets'

7297409 (A009) Interior Lighting Type A
(1 piece)

7297415 (A015) Interior Lighting Type B
(1 piece)

Z Shorties – For Little Model Railways!

ROKUHAN's Z Shorties offer an ingenious opportunity to utilise the smallest spaces and make your model railway as compact as possible. The idea of the Z Shorty is to use the same chassis with or without a motor and swap the respective housing.

Select your desired housing and the corresponding Motor Chassis (NOCH ref. 7297903 and 7297904) or Trailer Chassis (NOCH ref. 7297905 and 7297906) required for operation. The Shorty Chassis serves merely as a base for the respective housing.

NOCH Ref.	ROKUHAN Ref.	Description
7297931	ST014-1	ICE 3 Housing, red
7297932	ST014-2	ICE 3 Housing, green
7297933	ST014-3	ICE 3 Housing, blue
7297943	ST015-1	DB Class 491 Housing, Olympic Blue
7297944	ST015-2	DB Class 491 Housing, Gentian Blue
Passendes Zubehör		
7297904	SA002-1	Shorty Motor Chassis Shinkansen
7297906	SA004-1	Shorty Chassis Shinkansen
7297908	R081	Shorty Track Set
7297308	RC004	Train Controller 'Shorty' incl. Feeder Cable (battery-operated)

Z-Shorty Housing



7297931 (ST014-1)
ICE 3 Housing, red



7297932 (ST014-2)
ICE 3 Housing, green



7297933 (ST014-3)
ICE 3 Housing, blue



7297943 (ST015-1)
DB Class 491 Housing, Olympic Blue



7297944 (ST015-2)
DB Class 491 Housing, Gentian Blue

Accessories



7297903 (SA001-1)
Shorty Motor Chassis



7297904 (SA002-1)
Shorty Motor Chassis Shinkansen



7297905 (SA003-1)
Shorty Chassis



7297906 (SA004-1)
Shorty Chassis Shinkansen



7297308 (RC004)
Train Controller 'Shorty' incl. Feeder Cable (battery-operated)



7297908 (R081)
Shorty Track Set



America's Most Famous 'Long-Distance Hauliers' at NOCH – Athearn: 'The Biggest Little Railroad in America'SM

With over 1.5 million models sold every year, Athearn rightly claims to be 'the biggest little railroad in America.' We're delighted that NOCH is an international distribution partner of Athearn and that you can purchase models from this traditional, established US manufacturer through our specialist trade partners. Since 1943, when Irv Athearn began to build 0-gauge goods wagons in his mother's kitchen, the name has stood for

quality and a very good price-performance ratio. These values formed the basis for success. Even today, Irv's legacy, in the shape of quality and value, can be found in every model. The models shown here are just a small excerpt from the extensive Athearn range. You'll find current offers and updates online at www.noch.com (see News Blog: Athearn) – or seek advice from your local dealer.

G 1 0 HO TT N Z



Athearn

Athearn specify a maximum operating voltage of 12–14 V for their locomotives



Info Tip:
Athearn



Our Athearn trade partners are informed monthly about new Athearn releases. Stay up-to-date with our newsletter. Just type your e-mail address in the field at the bottom of the homepage (www.noch.com) to register for the newsletter.



Genesis Line H0, N

The Genesis Line from ATHEARN is the best of the best with all the details that can be built into a model railroad and continues to set standards in terms of the level of detail and realism. The models are specific to operating numbers and based on the prototype. The excellent printing allows prototypical sizes of numbers and details that can only be discovered on closer inspection. The Genesis Line models are perfect for the discerning and professional model builder.

Model Features Genesis Line (if applicable):

- Premium motor and drivetrains
- All realisable lighting effects
- Premium Soundtraxx Tsunami2 sound decoder (in DCC sound-equipped models)
- Underbody details such as brake lines, drain lines, traction motor cables, and more
- Detailed interiors (if visible)
- Prototypical bogies with extensive details



Athearn-Line H0, N

With the Athearn Line, ATHEARN offers great models with just the right amount of detail for the H0 and N gauges. ATHEARN focuses here on models with great popularity, which are designed with details specific to operating numbers. The models are an absolute eye-catcher and impress with precise details and decorations with slight simplifications.

Model Features Athearn Line (if applicable):

- High-performance motor and drivetrains
- Lighting only for headlights, ditch lights, number plates and beacons
- Soundtraxx Econami sound decoder (in models equipped with DCC sound)
- Basic underbody and frame details
- Visible interiors on some models



Roundhouse-Line H0

The Roundhouse Line models from ATHEARN for H0 gauge are the perfect entry-level models. They impress with an outstanding price-performance ratio and offer pure driving fun! The model details have been reduced to a minimum. All models are also produced with the same details and decorations over a production series, so that the model railroad is affordable for everyone.

Model Features Roundhouse Line (if applicable):

- High-performance motor and drivetrains (like Athearn Line models)
- All locomotives are DCC-capable, but without factory-fitted sound option
- Lighting for headlights only
- Simple details with free bogies




New Athearn Models Every Month: Stay Up To Date!

NOCH US Newsletter

Athearn's monthly novelties can only be ordered from retailers within a limited period of time. The latest information on the models can be found at: www.noch.com/that-is-noch/trademarks/athearn/athearn-updates/

Note: Please order your desired model from the dealer of your choice. For Athearn items, we only accept pre-orders within the time period stated in the newsletter.



Kostenloser Versand ab 100 € in Deutschland Newsletter-Anmeldung Hinweis zur Versandsituation

Das ist NOCH Events & Seminare Themenwelten SALE'S Häufigsuchte Downloads NOCH Modellbau-Welt Jobs Ausbildung Gutscheine FAQs Deutsch Englisch

NOCH ... wie im Original Produkte Neuheiten Bastel-Tipps **Aktuelles im Blog** Sonder-Angebote Suchbegriff eingeben...


Aktuelles im Blog > Athearn

Athearn

The biggest Little Railroad in America

Mit über 1,5 Millionen verkauften Modellen jährlich kann Athearn zu Recht behaupten, »die größte unter den kleinen Eisenbahnen in Amerika« zu sein.

Wir sind deshalb ganz besonders stolz darauf, dass NOCH internationaler Distributions-Partner von Athearn ist in Europa und Sie alle Modelle dieses traditionsreichen und etablierten US-Herstellers über unsere Fachhandelspartner beziehen können.

Website → 



PROXXON



PROXXON – the fine tool company!

For several decades PROXXON has been producing tools for the MICROMOT system. With its product range, PROXXON offers high-quality precision power tools for modellers and other areas. PROXXON concentrates primarily on common screwdriving tools in premium quality. Expertise that impresses. This makes PROXXON the perfect complement to our modelling

landscaping products and the requirements of our customers. Things are moving here!

You can obtain PROXXON products from your well-stocked NOCH specialist dealers and in our online shop at www.noch.com*

* PROXXON products are only sold by NOCH specialist dealers in Germany.

G 1 0 HO TT N Z



PROXXON

Handheld power tools – from page 434

Lightweight, handy devices for fine work – from page 435

MICROMOT cordless tools – from page 436

Accessories for Modellers – from page 437

See all MICROMOT products here



← website

Handheld Power Tools

Mill and Drill Unit MICROMOT 230/E

With a diameter of only 37mm and a weight of just 270g the Mill / Drill Unit MICROMOT 230/E offers convenient handling second to none in its class!

For drilling, milling, grinding, polishing, brushing, cutting, and engraving. The extremely slim housing (of glass-fibre reinforced POLYAMIDE) with a soft component grip area enables the unit to be handled with two fingers (pen grip).

Balanced DC special motor. Quiet and extremely long-lasting.

The maximum speed of 22,000 rpm can be continuously

Technical Data:

220–240 V, 50 Hz, 80 W, 6,000–22,000/min, weight: 270 g, Insulated to class 2, steel collets included (1 piece each 1–1.5–2–2.4–4 and 3.2 mm).

Area of Application:

For drilling, milling, grinding, polishing, brushing, cutting and engraving

Precision Drill-Grinder FBS 240/E

The Precision Drill is a versatile tool for precision work. Its maximum speed of 22,000 rpm can be continuously adjusted down to 5,000 rpm using full-wave electronics, maintaining nearly the same torque at lower speeds. This is particularly important for fine drilling, brushing, and polishing. It has a ball-bearing spindle that can be locked for tool changes at the push of a button. The 20mm collar fits MICROMOT drill stands and vices. It is equipped with a balanced DC special motor that is powerful, quiet, and durable. The robust housing is made of glass-fibre reinforced polyamide with a soft grip area. It comes complete with 43 high-quality accessories in a practical plastic case.

Technical Data:

220–240 V, 100 W, 5,000–22,000/min, length: 200 mm, weight: 450 g, insulated to class 2, quick-release chuck: 0.3 mm–3.2 mm

Area of Application:

Drilling, milling, grinding, polishing, brushing, cutting, engraving



4528472 (28 472)
Precision Drill-Grinder FBS 240/E



Complete with 43 high-quality tools in a practical plastic case.

reduced to 6,000 rpm using full-shaft electronics. With almost the same torque in the lower speed range. This is particularly important for fine drilling, brushing and polishing. Ground ball-bearing spindle.

High quality MICROMOT steel collets: Even the smallest shafts are accurately clamped. No rattling or vibrating of bits and cutters. Spindle for tool exchange can be locked at the push of a button. 20mm standard collar for use with MICROMOT drill stands and horizontal stands.



4528440 (28 440)
Mill and Drill Unit MICROMOT 230/E

Super Jig Saw STS/E

The Super Jig Saw STS/E from PROXXON impresses with its outstanding cutting performance and maximum precision. Stable head of die-cast zinc for precise fitting. The housing head is made of glass-fibre reinforced POLYAMIDE. Special balanced, low noise DC motor with high life expectancy.

Infinitely variable stroke rate control (full-wave electronics). Table with stop (adjustable up to 45°). Ideal for tight curves in wood (up to 12 mm), PC cards to 5mm and non-ferrous metals to 3mm. Complete with 4 Super-Cut sawing blades of various pitches for wood, plastic and metal. Safely stored in an attractive and extremely stable case made from high-grade polypropylene.

Technical Data:

220–240 V, 80 W, stroke 2,000–4,500/min, length: 230 mm, weight: 700 g, insulated according to class 2

Area of Application:

Ideal for curved cuts and for cutting various materials



4528530 (28 530)
Super Jig Saw STS/E

Accessories:

4528054 (28 054)
Jig Saw Blades (special steel)
2 pieces

4528056 (28 056)
Jig Saw Blades (HSS steel)
2 pieces



Lightweight, Handy Devices for Fine Work!

MICROFLAME burner MFB/E

The burner MFB/E has an independently adjustable gas and air supply for uniform, extremely fine flame shapes and temperatures up to 1,200°C. It is therefore ideal for micro-fine work. With electronic piezo crystal igniter.

Technical Data:

Tank volume 50 ml (approx. 60 minutes normal flame); refillable with normal butane gas cartridges for lighters

Area of Application:

Soldering, desoldering, brazing, heating, baking, tinning



4528146 (28 146)
MICROFLAME burner MFB/E

Mill and Drill unit MICROMOT 60/E

The Mill and Drill unit MICROMOT 60/E from PROXXON with quick-action chuck. Practical when working with different shank knives. Slim, handy and lightweight. Quick-action chuck from 0.3 - 3.2 mm. Particularly beneficial when working with bits and cutters of various shank diameters, e.g. HSS drill bits. Electronicspeed control with feedback effect (high torque in the lower speed range). Balanced DC special motor, powerful, quiet, durable. 20 mm system fit for flange-mounting MICROMOT accessories. Stable housing made of glass fibre reinforced POLYAMID. With comfortable soft component in the grip area.

Technical Data:

DC voltage 12–18 V, power consumption up to 40 W, 5,000–20,000 rpm, length: 220 mm, weight: 230 g. A power supply unit is required for operation. We recommend PROXXON MICROMOT power supply units with a power rating of 2.0 A and above

Area of Application:

For drilling, milling, grinding, polishing, brushing, cutting and engraving



4528512 (28 512)
Mill and Drill unit MICROMOT 60/E

MICRO Heat gun MH 550

The MICRO Heat gun MH 550 is small, robust and powerful. Complete with 3 additional nozzles. For shrinking sleeves (many devices on the market are too large for this), moulding and welding plastic, soldering and desoldering electronic components. For removing layers of paint and varnish without aggressive chemicals (pickling agents). For drying and accelerating curing processes (adhesives, paints). For applying and removing films (stickers). For browning wood.

Technical Data:

230 V, 500 W, air temperature in stage 1: 350 °C, stage 2: 550 °C, air volume approx. 180l/min, weight: ca. 500 g

Area of Application:

For shrinking sleeves, moulding and welding of plastic and much more



4527130 (27 130)
MICRO Heat gun MH 550

Model Building and Engraving Set with MICROMOT drill/grinder 60/E

The PROXXON Model Building and Engraving Set with MICROMOT drill/grinder 60/E is highly precise and multifunctional. An infinitely variable speed control with feedback effect ensures high torque in the lower speed range. Even the smallest shafts are clamped absolutely centred thanks to high-quality MICROMOT steel collets and ball-bearing spindle.

Technical Data: 12–18 V, power consumption up to 40 W, 5,000 - 20,000 rpm, length: 220 mm, weight: 230 g

Area of Application: For modellers

Contents: 34 tools in industrial or dental quality (1 diamond burr, 1 fine milling cutter, 1 micro drill 0.5 and 1 mm each, 1 brass brush, 4 grinding points made of grinding points made of aluminium oxide (cylinder, ball, wheel and cone), 1 polishing disc, 2 grinding wheels each made of aluminium oxide and 2 grinding discs each made from aluminium oxide and silicon carbide, 20 cutting discs and one discs and a tool holder), 6 MICROMOT steel collets (1.0–3.2 mm) and a power supply unit for 220–240 volt connection (output power 12V at 1.0 A).



4528515 (28 515)
Model Building and Engraving Set with MICROMOT drill/grinder 60/E

MICROMAT Cordless Tools

The MICROMOT Li-ion battery system: Powerful problem solvers for modellers and craftsmen. One battery and one quick charger for 11 professional tools - flexibility for professional use!

- High-quality MICROMOT 10.8 V Li-ion battery with 2.6 Ah for maximum performance
- Gear head made from die-cast aluminium. Main housing made of glass fibre reinforced POLYAMIDE with soft component in the handle area
- All devices with special balanced DC motor: powerful, quiet and durable

Rapid Battery Charger LG/A2

The quick charger charges the MICROMOT Li/A2 lithium-ion battery in one hour. Equipped with temperature monitoring and LED indicator (yellow = charging; green = ready).

Technical Data:

Input: 100 – 240 V, 50/60 Hz

Output: 12.6 V, 2 A

Weight: 340 g



4529880 (29 880)
Rapid Battery Charger LG/A2

Lithium-ion Battery Li/A2

The long-lasting power source for MICROMOT battery-powered devices with integrated temperature monitoring.

Technical Data:

10.8 V, 2.6 Ah, length: 85 mm, weight: 180g



4529896 (29 896)
Lithium-ion Battery Li/A2

Cordless Soldering Iron EL/A

The battery-operated soldering device is ideal for convenient and mains-independent soldering. In addition to an electronically controlled temperature (470 °C) with a short heat-up time, the soldering device is particularly impressive due to its high battery capacity (2 Ah), which enables a long operating time. The device has a soldering point light and includes a protective cover, solder and a quick charger with 2.1 A charging current. Charging time approx. one hour.

Technical Data:

3.6 V, 2.0 A, 470 °C, weight: 120 g



4528142 (28 142)
Cordless Soldering Iron EL/A

Cordless Hot Glue Gun HKP/A

The cordless hot glue gun from PROXXON is characterised by its sensitive mechanical feed and integrated stop device. For fine work such as modelling, toy making, dried flowers and jewellery making, the hot glue gun is ideally suited. It can also be used for large-scale projects due to long operating time thank to the high battery capacity of 2 Ah. With the quick charger (2.1 A charging current), the charging time is approx. one hour.

Technical Data:

3.6 V, 2.0 Ah, 170 °C, weight: 200 g



4528190 (28 190)
Cordless Hot Glue Gun HKP/A



Accessory:

4528194 (28 194)
Glue sticks for HKP 220
12 pieces, transparent
Ø 7 mm, 100 mm long

Small Tools and Accessories

MICRO-Driver

Micro screwdriver for modellers, electronics engineers, camera producers, watchmakers, jewellers and precision mechanics. Blades made from high-alloy nickel-chromium-molybdenum steel (SAE 8660). For extreme hardness and toughness. Chrome-plated, with burnished tip. Ergonomically shaped 2-component handle made from high-quality plastic (impact-resistant, oil- and acid-resistant) with soft component in the grip area. Swivelling centring head and finger recess. Fixed place for every size in the practical plastic base.

Technical Data:

Flat-blade: 1.0 x 50, 2.0 x 50, 3.0 x 50,
Phillips: PH 000 x 50, PH 0 x 50,
PH 1 x 50,
TX: T 5 x 50, T 6 x 50, T 8 x 50,
T 10 x 50, T 15 x 50,
hexagonal: 1.5 x 50, 2.0 x 50,
2.5 x 50, 3.0 x 50



4528148 (28 148)

MICRO-Driver with holder, 15-piece

Tool Kit for Modellers

The basic tool kit for the model railway enthusiast. With the tool kit you get high-quality tools for cutting, milling, polishing and drilling!

Technical Data:

each 1 x 2.3 mm spherical and 1 x 2.3 mm cylindrical fine milling cutter
each 1 x ball and cone-shaped aluminium oxide grinding points
each 1 x 1.0 mm and 2.3 mm micro drill bit
5 cutting discs Ø 22 mm
1 saw blade Ø 22 mm (only in conjunction with protective device art. ref. 28946)
and tool holder Ø 2.35 mm



4528910 (28 910)

Tool Kit for Modellers, 13-piece

Complete Polishing Set

For polishing metal, glass, precious metal, porcelain and plastic. One piece each felt polishing pen (cylinder, cone, wheel shape), silicone polishing pen (bullet, cylinder, disc shape), cotton polishing disc, suede buffing wheel and polishing paste.




4528285 (28 285)

Complete Polishing Set, 10-piece
Incl. tool holder, shanks Ø 2.35 mm

HSS Twist Drill Bit Set with Centring Pin in Storage Case

For precise drilling of wood and plastic with titanium coating for increased tool life.



4528876 (28 876)

HSS Twist Drill Bit Set with Centring Pin in Storage Case, 6-piece, Ø 1.5 - 2.0 - 2.5 - 3.0 - 3.5 - 4.0 mm

HSS Twist Drill Bits in Storage Case

For drilling non-ferrous metal, steel and stainless steel.



4528874 (28 874)

HSS Twist Drill Bits in Storage Cas, 10-piece, Ø 0.3 - 0.5 - 0.8 - 1.0 - 1.2 - 1.5 - 2.0 - 2.5 - 3.0 - 3.2 mm

MICROMOT Mains Adapter NG 2/E

Technical Data:

230 V, supplies 2 A at 16 V idle and 12 V operating voltage, infinitely variable speed control, insulated according to class



4528707 (28 707)

MICROMOT Mains Adapter NG 2/E

MICROMOT Mains Adapter NG 2/S

Technical Data:

230 V, supplies 2 A at 16 V idle and 12 V operating voltage, without electronic speed control, insulated according to class 2



4528706 (28 706)

MICROMOT Mains Adapter NG 2/S



Photo: © Sebastian Mühlbach, Sebb1zu87.

AMMO Rail Center – Acrylic Paints: The Ultimate Choice for Modelling!

Rail Center offers a high-quality acrylic colour palette that has been specially developed for demanding railway modelling. These colours are characterised by their outstanding quality, ease of application and authentic colouring.

This facilitates designing locomotives, railway vehicles, passenger and freight wagons and accessories with a brush or airbrush. Thanks to

their easy application and high durability, the acrylic paints are the first choice for model railway enthusiasts. Discover the variety of Rail Center products, from individual colours to thematic sets that add the finishing touch to your modelling projects!

** AMMO Rail Center products are distributed throughout Europe via NOCH specialised dealers except in BeNeLux.*

G 1 0 HO TT N Z



AMMO

What is special about AMMO Rail Center colours – from page 440

Rail Center Acrylic Paints – from page 441

Finishes & Thinner – page 443

Themed Colour Sets – from page 443

SOLUTION BOOKS – page 445

SOLUTION BOXES – page 446

Ageing & Weathering – from page 446

Find all AMMO Rail Center product here:



What is special about AMMO Rail Center colours



AMMO Rail Center products not only provide you with high-quality colours, but you will be enabled to use them optimally. From the primer to the realistic weathering effect - the Rail Center tutorials, brochures and books guide you step by step through the entire process and teach you valuable skills.

Transform your models into photorealistic masterpieces. With AMMO Rail Center colours, every detail of your model railway comes to life!

SOLUTION BOX – The “all-in-one package”

Discover the world of perfect model railway colouring. Whether repainting, ageing and weathering or the application of certain effects: With AMMO Rail Center colours, you not only have the right product at hand, but also get the right processing instructions and tutorials. This allows you to safely transform your valuable models and add further highly realistic details to your model railway.

Special SOLUTION BOXES as comprehensive “all-in-one packages” for modelling enthusiasts have been developed:

- Precisely coordinated colours and weathering products
- High-quality brushes for detailed work
- SOLUTION BOOK: Manual with step-by-step instructions

Please find all SOLUTION BOXES on page 446.

SOLUTION BOOK – We won't leave you alone!

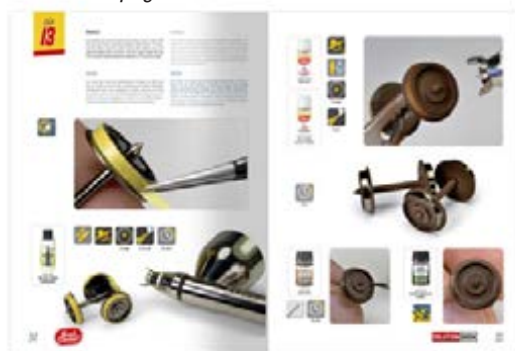
The innovative SOLUTION BOOK guides you through every step with intuitive, symbol-based instructions.

This allows you to achieve professional results effortlessly, regardless of whether you are a beginner or an experienced modeller. From primer and base colours to special weathering effects such as rust, dust and oil stains – the comprehensive system leaves nothing to be desired. Experience the AMMO Rail Center quality!

Features:

- Precisely matched to the application, e.g. German trains and locomotives
- Versatile use for all scales
- Efficient techniques for amazing results explained in detail

Please find all SOLUTION BOOKS on page 445.



Rail Center Acrylic Paints

The specially developed colour palette from AMMO Rail Center offers authentic colours for locomotives, carriages and accessories of the most the world's best-known railway companies. Easy to apply with brush or

airbrush, the colours impress with their excellent opacity and an even finish. Durable and versatile applicable – Rail Center turns your model railway into a masterpiece!

HIGHEST QUALITY

ODOURLESS

OUTSTANDING DURABILITY

41 DIFFERENT COLOURS

BEFORE



AFTER



4600001 (AMMO.R-0001)
Rail Brown, 20 ml



4600002 (AMMO.R-0002)
Engine Black, 20 ml



4600003 (AMMO.R-0003)
Broken White, 20 ml



4600004 (AMMO.R-0004)
Industrial Grey, 20 ml



4600005 (AMMO.R-0005)
Dark Grey, 20 ml



4600006 (AMMO.R-0006)
Sleeper Brown, 20 ml



4600007 (AMMO.R-0007)
Caboose Red, 20 ml



4600008 (AMMO.R-0008)
Aluminium, 20 ml



4600009 (AMMO.R-0009)
Tuscan Redbrown, 20 ml



4600010 (AMMO.R-0010)
Reefer Orange, 20 ml



4600011 (AMMO.R-0011)
Reefer Yellow, 20 ml



4600012 (AMMO.R-0012)
Railbox Yellow, 20 ml

4600013 (AMMO.R-0013)
Hopper Green, 20 ml

4600014 (AMMO.R-0014)
Deep Green, 20 ml

4600015 (AMMO.R-0015)
Light Green, 20 ml

4600016 (AMMO.R-0016)
Light Olive, 20 ml



4600017 (AMMO.R-0017)
Pullman Green, 20 ml

4600018 (AMMO.R-0018)
Jade Green, 20 ml

4600019 (AMMO.R-0019)
Passenger Wagon Green, 20 ml

4600020 (AMMO.R-0020)
Dark Blue, 20 ml

4600021 (AMMO.R-0021)
Medium Blue, 20 ml



4600022 (AMMO.R-0022)
Red, 20 ml

4600023 (AMMO.R-0023)
Boiler Brown, 20 ml

4600024 (AMMO.R-0024)
Rust, 20 ml

4600025 (AMMO.R-0025)
Freight Red, 20 ml

4600026 (AMMO.R-0026)
Concrete, 20 ml



4600027 (AMMO.R-0027)
Ocher Sand, 20 ml

4600028 (AMMO.R-0028)
Buff, 20 ml

4600029 (AMMO.R-0029)
Red Brown, 20 ml

4600030 (AMMO.R-0030)
Light Grey, 20 ml

4600031 (AMMO.R-0031)
Boxcar Brown, 20 ml



4600032 (AMMO.R-0032)
Ash Grey, 20 ml

4600033 (AMMO.R-0033)
Dark Rust, 20 ml

4600034 (AMMO.R-0034)
Pale Greenish Grey, 20 ml

4600035 (AMMO.R-0035)
Medium Green, 20 ml

4600036 (AMMO.R-0036)
Signal Green, 20 ml



4600037 (AMMO.R-0037)
Signal Red, 20 ml

4600038 (AMMO.R-0038)
Deep Blue Livery, 20 ml

4600039 (AMMO.R-0039)
Wagon Grey, 20 ml

4600040 (AMMO.R-0040)
Cream, 20 ml

4600041 (AMMO.R-0041)
Grimy Brown, 20 ml

Finishes & Thinner

The Rail Center range also includes three different types of finishes, available in matt, satin and glossy.

Be sure to use Rail Center Acrylic Thinner for excellent results.



4600042 (AMMO.R-0042)
Matt Finish, 20 ml



4600043 (AMMO.R-0043)
Satin Finish, 20 ml



4600044 (AMMO.R-0044)
Glossy Finish, 20 ml



4600500 (AMMO.R-0500)
Acrylic Thinner, 20 ml

Themed Colour Sets

Each Themed Colour Set contains 6 colours. These have been carefully selected by model railroaders to suit perfectly the applications requirements.



4601000 (AMMO.R-1000)
Spanish RENFE Locomotives Epoch IV, colour set,
6 colours, each 15 ml



4601001 (AMMO.R-1001)
Dutch Locomotives Epoch IV-V, colour set,
6 colours, each 15 ml



4601002 (AMMO.R-1002)
British Locomotives Epoch IV, colour set,
6 colours, each 15 ml



4601003 (AMMO.R-1003)
German DB Locomotives Epoch V, colour set,
6 colours, each 15 ml



4601004 (AMMO.R-1004)
German DR Locomotives Epoch IV, colour set,
6 colours, each 15 ml



4601005 (AMMO.R-1005)
German DRG-DB Steam Locomotives Epoch II, colour set,
6 colours, each 15 ml



4601006 (AMMO.R-1006)
VIA Rail Canada Locomotives, colour set,
6 colours, each 15 ml



4601007 (AMMO.R-1007)
Classic American Railroad Companies - Locomotives
Vol. 1, colour set, 6 colours, each 15 ml



4601008 (AMMO.R-1008)
Classic American Railroad Companies -
Locomotives Vol. 2, colour set, 6 colours, each 15 ml



4601009 (AMMO.R-1009)
British Freight Cars, colour set, 6 colours, each 15 ml



4601010 (AMMO.R-1010)
American Freight Cars, colour set, 6 colours, each 15 ml



4601011 (AMMO.R-1011)
German Freight Cars, colour set, 6 colours, each 15 ml



4601012 (AMMO.R-1012)
Classic British Steam Locomotives Set, colour set, 6 colours, each 15 ml



4601013 (AMMO.R-1013)
German Electric Locomotives Set, colour set, 6 colours, each 15 ml



4601014 (AMMO.R-1014)
European Station Accessories Set, colour set, 6 colours, each 15 ml



4601015 (AMMO.R-1015)
Tracks and Sleepers Set, colour set, 6 colours, each 15 ml



4601016 (AMMO.R-1016)
French SNCF Locomotives, colour set, 6 colours, each 15 ml



4601017 (AMMO.R-1017)
German Trains WWII 1943-1945. DR, colour set, 6 colours, each 15 ml



4601018 (AMMO.R-1018)
Classic American Railroad Companies. Vol.III BNSF, colour set, 6 colours, each 15 ml



4601019 (AMMO.R-1019)
Classic American Railroad Companies. Vol.IV Old Santa Fe, colour set, 6 colours, each 15 ml



4601020 (AMMO.R-1020)
Classic American Railroad Companies. Vol.V Union Pacific, colour set, 6 colours, each 15 ml



4601021 (AMMO.R-1021)
Vegetation, colour set, 6 colours, each 15 ml



4601022 (AMMO.R-1022)
Stone RailWay Bridges, colour set, 6 colours, each 15 ml



4601023 (AMMO.R-1023)
Metal Bridges, colour set, 6 colours, each 15 ml



4601024 (AMMO.R-1024)
 Classic American Railroad Companies Vol. VI, colour set, 6 colours, each 15 ml



4601025 (AMMO.R-1025)
 Asphalt Roads, colour set, 6 colours, each 15 ml



4601026 (AMMO.R-1026)
 Central European Buildings, colour set, 6 colours, each 15 ml



4601027 (AMMO.R-1027)
 Water Tanks Wood & Metal epoch I-II-III, colour set, 6 colours, each 15 ml



4601028 (AMMO.R-1028)
 Brick Buildings, colour set, 6 colours, each 15 ml



4601029 (AMMO.R-1029)
 Civil Heavy Machinery, colour set, 6 colours, each 15 ml



4601030 (AMMO.R-1030)
 American Deserts Set, colour set, 6 colours, each 15 ml



4601031 (AMMO.R-1031)
 Railroad Coal Depots, colour set, 6 colours, each 15 ml



4601032 (AMMO.R-1032)
 Turntables & Sheds, colour set, 6 colours, each 15 ml



4601033 (AMMO.R-1033)
 Railway Vertical Signals, colour set, 6 colours, each 15 ml

SOLUTION BOOKS

Each SOLUTION BOOK guides you step by step to the desired colour result. Techniques are taught and products are explained, making it easy to achieve your dream outcome.



4601300 (AMMO.R-1300)
 SOLUTION BOOK 01 – How to Weather German Trains (English, Spanish, French, German), 64 pages



4601301 (AMMO.R-1301)
 SOLUTION BOOK 02 – How to Weather American Trains (English, Spanish, French, German), 102 pages



4601302 (AMMO.R-1302)
 SOLUTION BOOK 03 – How to Weather British Trains (English, Spanish, French, German), 96 pages

SOLUTION BOXES

Each SOLUTION BOX contains everything you need to perfectly execute an application. In addition to colours, shaders, effects, washes, and finishes, the boxes also include suitable brushes. The included SOLUTION BOOK guides you step-by-step to your goal.



4601200 (AMMO.R-1200)
Solution Box Weathering German Trains.
All Weathering Products



4601201 (AMMO.R-1201)
Solution Box Weathering American Trains.
All Weathering Products



4601202 (AMMO.R-1202)
Solution Box Weathering British Trains.
All Weathering Products

Ageing & Weathering

Washes



4602000 (AMMO.R-2000)
Trackside Wash, 35 ml

4602001 (AMMO.R-2001)
Fresh Rust Wash, 35 ml

4602002 (AMMO.R-2002)
Soil Wash, 35 ml

4602003 (AMMO.R-2003)
Mechanical Wash, 35 ml

4602004 (AMMO.R-2004)
Aged Wash, 35 ml

Effects



4602005 (AMMO.R-2005)
Soot Wash, 35 ml

4602100 (AMMO.R-2100)
Streaking Dust, Effects, 35 ml

4602101 (AMMO.R-2101)
Streaking Grime, Effects, 35 ml

4602102 (AMMO.R-2102)
Streaking Rust, Effects, 35 ml

4602103 (AMMO.R-2103)
Industrial Streaking Grime, Effects, 35 ml

Effects



4602104 (AMMO.R-2104)
Fresh Streaking Dust, Effects,
35 ml

4602105 (AMMO.R-2105)
Mechanical Streaking, Effects,
35 ml

4602200 (AMMO.R-2200)
Prairie Soil, Effects, 35 ml

4602201 (AMMO.R-2201)
Fresh Dust, Effects, 35 ml

4602202 (AMMO.R-2202)
Bare Earth, Effects, 35 ml



4602203 (AMMO.R-2203)
Desert Dust, Effects, 35 ml

4602204 (AMMO.R-2204)
Dark Soil, Effects, 35 ml

4602205 (AMMO.R-2205)
Locomotive Grime, Effects,
35 ml

4602206 (AMMO.R-2206)
Fresh Oil Staining, Effects,
35 ml

4602207 (AMMO.R-2207)
Fuel Staining, Effects 35 ml

Pigments



4602505 (AMMO.R-2505)
Scratches, Effects, 35 ml

4602300 (AMMO.R-2300)
Black, Pigment, 35 ml

4602301 (AMMO.R-2301)
Ballast Dust, Pigment, 35 ml

4602302 (AMMO.R-2302)
Medium Brown Soil, Pigment,
35 ml

4602303 (AMMO.R-2303)
Deep Rust, Pigment, 35 ml



4602304 (AMMO.R-2304)
Fresh Rust, Pigment, 35 ml

4602305 (AMMO.R-2305)
Rural Soil, Pigment, 35 ml

4602306 (AMMO.R-2306)
Trackside Rust, Pigment, 35 ml

4602307 (AMMO.R-2307)
Polished Metal, Pigment, 35 ml

4602308 (AMMO.R-2308)
Metal Slag, Pigment, 35 ml

Thinner & Adhesive



4602309 (AMMO.R-2309)
Industrial Dark Dust, Pigment,
35 ml

4602500 (AMMO.R-2500)
Enamel Odourless Thinner,
35 ml

4602520 (AMMO.R-2520)
Extra-Thin Cement, 30 ml

ref.	page	07168	161	08600	161	12961	359	14357	177	15059	297	15595	307	15871	315	16270	332	20130	208
NOCH		07202	157	08610	161	12970	357	14359	177	15060	297	15597	307	15872	315	16275	333	20140	209
00005	179	07204	157	08620	161	13010	364	14361	177	15061	297	15598	307	15873	315	16276	333	20141	209
00006	179	07206	157	08621	161	13015	364	14367	283	15069	298	15599	307	15874	315	16277	333	20145	208
00007	179	07223	157	08630	161	13030	364	14368	283	15070	298	15609	308	15876	316	16280	334	20150	209
00008	179	07225	157	08750	187	13040	265	14370	283	15078	299	15613	308	15879	316	16281	334	20190	209
00010	178	07227	157	08752	185	13060	364	14372	284	15079	299	15614	308	15881	316	16282	334	20191	209
00011	178	07241	157	08754	186	13070	364	14377	177	15080	298	15616	190	15886	316	16658	311	20192	209
00012	178	07242	157	08756	187	13080	364	14379	176	15088	299	15617	308	15888	316	16706	309	21310	85
00013	178	07250	159	08758	186	13095	365	14383	282	15090	299	15618	308	15889	316	16714	309	21320	85
00020	178	07251	159	08760	184	13096	365	14384	282	15091	299	15619	308	15890	316	16732	313	21330	85
00080	178	07252	159	08810	104	13160	360	14390	282	15094	298	15628	308	15891	316	16750	309	21340	85
00090	178	07253	159	09161	163	13170	363	14391	193	15107	298	15629	308	15892	316	16756	309	21350	85
00230	178	07254	159	09163	64	13171	363	14392	193	15108	298	15630	309	15897	317	16770	296	21400	84
00260	178	07255	159	09165	64	13172	363	14393	193	15110	298	15632	265	15898	317	16800	320	21410	84
00265	178	07256	159	09167	64	13214	172	14394	193	15111	298	15634	309	15899	317	16805	320	21420	84
00270	178	07257	159	09172	64	13215	172	14395	193	15112	299	15711	310	15902	317	16809	320	21512	235
00280	178	07270	158	09174	64	13216	172	14396	283	15116	299	15712	310	15904	317	16810	320	21514	235
00290	178	07271	158	09180	163	13219	172	14397	177	15216	300	15713	310	15905	317	16815	320	21522	235
02120	384	07272	158	09181	64	13223	172	14412	278	15217	300	15717	310	15909	317	16818	320	21524	235
02200	384	07280	158	09202	65	13400	355	14422	277	15218	300	15719	310	15910	317	16820	320	21532	222
02221	384	07282	158	09203	65	13401	354	14429	280	15219	300	15721	310	15920	190	16822	320	21537	222
02430	384	07290	158	09204	65	13402	355	14433	176	15220	244	15723	311	15922	322	16824	320	21538	211
05130	384	07291	158	09214	65	13403	355	14434	176	15223	301	15724	311	15923	191	17100	378	21540	222
05170	384	07300	158	09216	65	13751	278	14435	177	15224	300	15725	311	15924	191	17110	378	21545	222
05180	384	07301	158	09226	65	14009	170	14474	281	15226	300	15726	311	15926	191	17111	378	21546	223
06800	169	07310	160	09228	65	14010	170	14606	174	15238	300	15727	311	15927	191	17130	378	21547	223
06805	169	07311	160	09230	65	14012	170	14608	174	15240	300	15728	311	15928	191	17131	379	21550	210
06900	168	07331	157	09232	65	14020	170	14609	177	15242	300	15730	311	15929	322	17132	379	21560	210
06910	168	07332	157	09234	162	14024	170	14612	278	15244	300	15732	190	15930	191	17133	379	21570	210
06920	168	07333	157	09235	162	14031	170	14615	277	15245	244	15740	311	15948	321	17150	379	21600	210
06921	168	07341	157	09237	162	14050	171	14619	284	15246	300	15742	312	15949	321	17151	379	21640	210
07005	151	07342	157	09361	64	14052	171	14620	284	15247	302	15745	312	15951	321	17200	379	21641	213
07006	167	07343	157	09363	64	14056	171	14622	277	15250	302	15748	312	15952	321	17300	382	21642	211
07009	167	07403	164	09365	64	14080	170	14624	278	15275	241	15749	169	15953	321	17311	382	21650	210
07011	150	07421	164	09367	64	14082	170	14628	277	15276	302	15751	309	15956	321	17330	382	21660	211
07012	150	07442	165	09372	64	14084	170	14629	280	15277	302	15752	312	15957	321	17331	382	21690	211
07013	167	07450	165	09374	64	14100	174	14633	176	15278	302	15761	265	15958	321	17332	383	21730	211
07032	167	07460	173	09376	64	14102	174	14634	176	15279	302	15762	312	15959	321	17333	383	21760	211
07034	167	07461	173	09380	163	14105	177	14635	177	15280	303	15772	312	15960	321	17350	383	21761	213
07035	167	07470	166	09381	163	14107	174	14636	177	15281	303	15774	312	15961	321	17351	383	21765	217
07037	167	07471	166	10401	344	14114	175	14640	278	15282	303	15775	312	15962	321	17800	374	21766	217
07041	167	07472	166	10405	344	14118	175	14674	281	15283	303	15776	312	15965	317	17810	374	21767	217
07042	167	08099	207	10406	344	14132	175	14677	283	15284	302	15800	318	15979	317	17820	374	21768	218
07043	151	08100	155	10410	344	14138	175	14681	193	15400	304	15801	318	15997	194	17830	374	21769	218
07044	152	08150	154	10411	344	14140	175	14682	193	15401	304	15803	318	16000	319	17840	374	21770	212
07060	161	08151	154	10412	344	14202	277	14683	193	15410	304	15804	318	16001	319	17841	374	21771	218
07065	184	08152	154	10413	344	14208	280	14687	176	15470	304	15805	318	16002	319	17842	374	21772	220
07066	153	08155	154	10414	344	14209	280	14691	284	15471	304	15806	318	16041	352	17843	374	21775	219
07069	29	08157	154	10415	344	14214	277	14800	335	15472	304	15807	318	16043	352	17850	374	21780	212
07071	153	08200	154	10420	345	14217	282	14805	335	15473	304	15808	313	16045	353	17860	374	21781	213
07072	154	08212	154	10421	345	14218	280	14810	336	15478	304	15809	313	16049	352	17870	375	21782	216
07073	154	08214	154	10601	345	14219	280	14814	336	15479	305	15810	313	16050	352	17871	375	21800	212
07075	154	08300	154	10602	345	14222	284	14815	241	15480	305	15812	318	16070	350	17872	375	21802	213
07081	155	08310	154	10605	345	14223	284	14817	336	15481	305	15815	313	16071	351	17880	375	21810	215
07082	155	08312	154	10701	345	14224	284	14822	261	15510	305	15817	313	16072	351	17900	375	21811	215
07083	155	08314	154	10702	345	14230	177	14824	337	15511	305	15819	190	16106	348	17901	375	21815	215
07090	155	08320	154	10703	345	14236	283	14825	241	15512	305	15821	322	16111	348	17902	375	21816	215
07091	150	08321	154	10704	345	14237	280	14832	337	15518	305	15823	322	16122	349	17903	375	21911	214
07092	155	08322	154	10801	345	14259	285	14833	337	15519	305	15824	322	16125	349	17921	375	21914	214
07094	155	08323	154	10802	345	14260	284	14835	339	15520	305	15826	190	16131	349	18001	342	21919	214
07100	150	08324	150	10803	345	14262	284	14838	339	15523	190	15827	190	16140	349	18010	342	21922	214
07101	150	08330	154	10804	345	14263	177	14848	337	15530	305	15828	190	16162	349	18011	342	21924	214
07102	155	08350	154	12800	356	14264	284	14849	338	15532	305	15829	190	16164	349	18012	342	21972	221
07106	155	08360	154	12801	356	14265	285	14851	338	15533	306	15832	313	16200	326	18100	342	21973	220
07110	155	08361	151	12820	356	14300	277	14870	338	15536	306	15833	313	16201	326	18101	342	21992	221
07111	155	08362	152	12821	356	14303	277	14871	338	15540	306	15838	261	16205	326	18115	342	21995	

24622	230	34224	120	36593	316	44502	370	45949	321	53841	56	58281	93	60763	291	61235	108	67025	74
24623	230	34240	116	36614	308	44503	370	45965	317	53842	56	58282	93	60765	293	61601	59	67026	74
24640	231	34400	96	36616	190	44504	370	45967	317	53843	56	58283	93	60771	145	61605	59	67027	72
24641	231	34410	96	36629	308	44510	370	45997	194	53844	56	58292	124	60772	146	61620	59	67028	72
24642	231	34640	385	36630	309	44511	342	46070	350	53880	56	58294	125	60773	146	61630	59	67029	74
24643	231	34660	385	36711	310	44520	370	46071	351	53881	56	58296	125	60774	147	61640	59	67031	42
25070	226	34730	385	36712	310	44521	370	46750	309	53900	55	58300	90	60775	147	61650	59	67032	75
25075	189	34851	88	36713	310	44522	370	46848	337	53901	55	58301	95	60780	25	61660	59	67034	75
25086	226	34852	88	36717	310	44530	370	46849	338	53902	55	58303	92	60800	29	61670	59	67070	78
25087	189	34854	88	36721	310	44531	370	47011	342	53903	55	58304	92	60801	28	62070	398	68010	380
25088	226	34855	88	36722	310	44532	371	47012	342	53904	55	58306	92	60803	29	62100	399	68015	380
25090	227	34856	88	36723	311	44533	371	47100	342	53905	55	58451	105	60804	27	62160	394	68020	380
25092	227	34857	88	36730	311	44540	371	47115	342	53906	55	58452	105	60811	144	62200	392	68022	380
25096	227	34858	89	36732	311	44541	371	47130	343	53907	55	58462	107	60813	132	62210	391	68030	380
25098	227	34859	89	36745	312	44542	371	47131	343	53908	55	58470	106	60815	182	62220	390	68032	380
25110	224	34860	80	36748	312	44543	371	47211	343	53910	55	58480	106	60817	115	62369	406	68036	381
25111	224	34861	80	36750	312	44544	371	47216	343	53911	55	58490	106	60821	117	62400	405	68037	381
25112	224	34937	90	36761	312	44601	371	47300	343	53940	55	58600	289	60822	95	62420	408	68039	381
25113	224	34938	90	36762	312	44602	371	47401	353	53941	55	58602	290	60823	117	62425	404	68047	381
25114	224	34940	90	36809	313	44603	371	47402	353	53942	55	58605	289	60824	117	62440	403	68049	381
25115	224	34942	90	36815	313	44604	371	48051	88	53943	55	58609	290	60825	116	62475	400	71190	179
25120	225	35000	346	36817	313	44670	372	48052	88	56601	99	58611	290	60826	116	62810	73	71194	303
25130	225	35050	346	36819	322	44790	94	48054	88	56605	98	58614	292	60829	116	62831	77	71195	303
25140	225	35060	346	36821	322	44800	94	48055	88	56610	98	58615	292	60833	60	62832	76	71901	46
25150	225	35100	346	36824	322	44810	88	48056	88	56613	98	58660	80	60840	60	63001	240	71902	14
25170	225	35200	346	36828	190	44820	88	48057	88	56640	98	58661	80	60850	133	63005	242	71903	14
25232	225	35250	346	36839	314	44920	88	48058	89	56642	98	58664	81	60852	133	63010	244	71910	18
25410	225	35300	346	36841	314	44985	319	48059	89	56664	99	58665	81	60855	134	63025	243	71911	18
25420	225	35310	346	36843	314	45029	296	48600	116	56665	99	58670	81	60856	134	63401	260	71917	18
25432	225	35400	346	36849	314	45038	241	48670	385	56669	98	58690	122	60858	135	63405	251	76715	179
25510	224	35440	346	36851	314	45046	296	48790	94	56670	99	58692	82	60861	130	63407	250	80100	390
25511	224	35450	347	36862	315	45055	297	48800	94	56690	99	58694	83	60862	130	63604	246	80120	391
25513	224	35600	347	36864	315	45059	297	50190	154	56691	99	58696	83	60870	136	63606	247	81580	396
25520	225	35730	347	36870	315	45061	297	50200	154	56721	99	60010	96	60872	130	63608	247	81600	394
25525	225	35740	347	36871	315	45078	299	50210	154	56722	99	60020	96	60873	137	63712	258	81610	392
25860	228	35800	346	36874	315	45079	299	50220	154	56723	99	60110	149	60874	137	63800	252	81710	395
25880	228	35820	346	36876	316	45080	298	50410	63	56900	99	60140	69	60876	137	63903	254	81950	398
25895	228	35830	347	36897	317	45112	299	50412	63	56910	98	60156	69	60877	137	63906	255	81970	399
25950	229	35840	347	36898	317	45116	299	50416	63	56940	98	60157	69	60878	133	65592	194	81980	398
25952	229	35848	337	36904	317	45217	300	50460	63	56964	99	60158	69	60880	62	65606	274	83870	402
25963	230	35849	338	36905	317	45220	244	50462	63	56965	99	60159	69	60882	62	65610	192	84320	406
25964	231	35900	347	36910	317	45223	301	50490	63	56970	99	60160	409	60890	62	65617	275	84340	406
26801	232	35901	347	36926	191	45242	300	50492	63	56971	99	60180	409	60892	62	65618	268	84350	406
26806	232	35902	347	36927	191	45246	300	50496	63	56981	99	60264	419	60918	109	65620	192	84810	404
26811	233	35985	319	36949	321	45247	302	51210	182	56982	99	60301	111	60920	62	65800	252	84830	400
26820	233	36021	296	36951	321	45275	241	51240	192	57510	96	60302	111	60980	61	66001	240	85340	406
26821	233	36038	241	36959	321	45276	302	51244	192	57520	96	60303	111	60982	61	66005	242	85880	405
26822	233	36046	296	36997	194	45279	302	51248	192	57530	96	60304	111	60990	61	66007	238	87000	412
26825	234	36059	297	37070	350	45280	303	51250	273	57550	96	60305	111	60991	61	66008	244	87005	412
26826	234	36061	297	37071	351	45282	303	51270	273	57560	96	60307	111	61104	203	66010	244	87010	413
26827	234	36078	299	37750	309	45284	302	51271	273	57570	96	60309	111	61121	202	66012	245	87015	413
26828	234	36079	299	37805	320	45471	304	51275	273	57700	96	60311	111	61130	149	66014	245	87041	414
26830	233	36080	298	37809	320	45473	304	51276	273	57710	96	60312	118	61131	149	66015	245	87042	414
26831	233	36094	298	37815	320	45512	305	51280	273	57720	96	60314	118	61133	203	66018	245	88063	415
26901	232	36112	299	37822	320	45530	305	51281	273	57730	96	60316	118	61134	64	66020	245	88303	412
26906	232	36116	299	38001	342	45559	306	51285	273	57740	96	60322	118	61135	63	66106	241	88308	195
26911	233	36217	300	38011	342	45560	306	51286	273	57750	96	60324	118	61138	184	66401	260	88313	413
26920	233	36218	300	38012	342	45590	307	53001	67	58026	91	60325	118	61140	109	66405	251	88318	413
26925	234	36220	244	38100	342	45629	308	53004	67	58027	91	60326	118	61141	202	66407	250	88410	414
26928	234	36223	301	38115	342	45630	309	53005	67	58030	94	60340	118	61151	203	66412	192	88415	414
26930	233	36240	300	38130	343	45711	310	53007	67	58031	94	60342	118	61152	202	66455	256	99348	68
32801	232	36242	300	38211	343	45715	310	53009	67	58032	94	60365	97	61155	201	66460	257	99352	409
32811	233	36245	244	38216	343	45721	310	53026	67	58033	94	60370	97	61158	200	66604	246	99355	409
32820	233	36246	300	38300	343	45730	311	53027	67	58040	92	60371	97	61162	198	66606	247	99356	68
32825	234	36247	302	38401	353	45732	190	53101	67	58051	88	60372	97	61171	199	66608	247	99358	68
32828	234	36275	302	38402	353	45745	312	53104	67	58052	88	60511	119	61172	199	66680	249	99359	68
32830	233	36276	302	43030	364	45748	312	53105	67	58054	88	60521	119	61173	199	66712	258	99360	68
32901	232	36277	302	43070	364	45750	312	53107	67	58055	88	60525	119	61175	199				

7297020	422	7297401	420	PROXXON	4601016	444
7297022	422	7297402	420	4527130	4601017	444
7297023	422	7297403	420	4528054	4601018	444
7297024	421	7297404	420	4528056	4601019	444
7297025	422	7297405	420	4528142	4601020	444
7297026	422	7297408	420	4528146	4601021	444
7297027	422	7297409	426	4528148	4601022	444
7297028	421	7297410	420	4528190	4601023	444
7297029	421	7297411	420	4528194	4601024	445
7297030	421	7297412	420	4528285	4601025	445
7297031	421	7297413	418	4528440	4601026	445
7297032	420	7297414	420	4528472	4601027	445
7297033	420	7297415	426	4528512	4601028	445
7297034	422	7297416	420	4528515	4601029	445
7297035	422	7297417	420	4528530	4601030	445
7297036	421	7297419	426	4528706	4601031	445
7297038	421	7297420	426	4528707	4601032	445
7297039	422	7297421	426	4528874	4601033	445
7297040	422	7297422	426	4528876	4601200	446
7297041	423	7297424	426	4528910	4601201	446
7297042	423	7297425	426	4529880	4601202	446
7297043	423	7297429	420	4529896	4601300	445
7297044	423	7297452	420		4601301	445
7297045	421	7297600	423	AMMO	4601302	445
7297046	420	7297601	423	4600001	4602000	446
7297047	421	7297602	423	4600002	4602001	446
7297048	421	7297603	423	4600003	4602002	446
7297049	421	7297604	423	4600004	4602003	446
7297050	421	7297605	423	4600005	4602004	446
7297051	420	7297606	423	4600006	4602005	446
7297052	420	7297611	423	4600007	4602100	446
7297053	420	7297612	423	4600008	4602101	446
7297054	420	7297613	423	4600009	4602102	446
7297055	422	7297614	423	4600010	4602103	446
7297056	422	7297626	424	4600011	4602104	447
7297057	422	7297627	424	4600012	4602105	447
7297058	422	7297628	424	4600013	4602200	447
7297059	420	7297630	424	4600014	4602201	447
7297060	423	7297632	423	4600015	4602202	447
7297061	423	7297633	423	4600016	4602203	447
7297062	421	7297634	423	4600017	4602204	447
7297063	421	7297635	423	4600018	4602205	447
7297064	421	7297636	423	4600019	4602206	447
7297065	421	7297637	425	4600020	4602207	447
7297066	421	7297638	425	4600021	4602300	447
7297067	421	7297660	424	4600022	4602301	447
7297068	422	7297661	424	4600023	4602302	447
7297069	422	7297665	424	4600024	4602303	447
7297070	423	7297666	424	4600025	4602304	447
7297071	423	7297700	425	4600026	4602305	447
7297072	423	7297702	425	4600027	4602306	447
7297073	421	7297703	425	4600028	4602307	447
7297074	421	7297704	425	4600029	4602308	447
7297075	421	7297705	425	4600030	4602309	447
7297076	421	7297706	425	4600031	4602500	447
7297077	421	7297707	425	4600032	4602505	447
7297078	422	7297708	425	4600033	4602520	447
7297079	421	7297709	425	4600034		
7297080	421	7297745	425	4600035		
7297082	422	7297756	426	4600036		
7297083	421	7297757	426	4600037		
7297084	421	7297758	426	4600038		
7297085	423	7297759	426	4600039		
7297086	423	7297773	425	4600040		
7297087	423	7297786	421	4600041		
7297088	423	7297787	421	4600042		
7297089	423	7297788	421	4600043		
7297090	423	7297796	426	4600044		
7297094	423	7297797	426	4600500		
7297201	424	7297903	427	4601000		
7297204	424	7297904	427	4601001		
7297206	424	7297905	427	4601002		
7297208	424	7297906	427	4601003		
7297211	424	7297908	427	4601004		
7297215	424	7297931	427	4601005		
7297216	424	7297932	427	4601006		
7297217	424	7297933	427	4601007		
7297302	420	7297943	427	4601008		
7297303	418	7297944	427	4601009		
7297304	418	7297977	425	4601010		
7297305	418	7297978	425	4601011		
7297306	420			4601012		
7297308	427	ATHEARN		4601013		
7297309	418	page 428-431		4601014		
7297310	418			4601015		

Units of Measurement
1 cm = 10 mm = 0.3937 inches
1 m = 100 cm = 39.37 inches
1 inch = 2.54 cm
1 foot = 12 in. = 30.48 cm

NOCH Worldwide – Our International Partners		
Andorra	Basar Valira – Trens Miniatura Carrer del Picó, 1-3 AD - 700 Escaldes-Engordany	Phone 00376 800 675 e-mail info@basarvalira.com www.basarvalira.com
China Hong Kong	Lee Kwon Hobbies Company Shop A, G/F. Wing Sing Building 36 – 40. Temple Street Yaumatei, Kowloon Hong Kong	Phone 00852 2397 5719 Fax 00852 2397 0455 e-mail mail@leekwon.com.hk www.modelrailway.com.hk
Denmark	Nordic Hobby A/S Bogensevej 13 DK-8940 Randers	Phone 0045 8643 6100 e-mail hobby@nordichobby.dk www.nordichobby.dk
Finland	Hobby-Point Oulun Askartelu ja Kehys oy Kaisaniemenkatu 7 FIN-00100 Helsinki	Phone 00358 9 4780 1997 Phone 00358 468505510 e-mail hobby@hobbypoint.fi www.hobbypoint.fi
Great Britain	Gaugemaster Controls Ltd Gaugemaster House Ford Road GB-Arundel, West Sussex BN 18 0BN	Phone 0044 (0)1 903 884321 Fax 0044 (0)1 903 884377 e-mail sales@gaugemaster.co.uk www.gaugemaster.com
Italy	Corel S.R.L. Modellismo Via Oslavia 17, interno 17 I-20134 Milano	Phone 0039 02 6698 2895 e-mail info@corel-srl.it www.corel-srl.it
Lithuania	Mini Pasaulis UAB Saltoniskiu g. 9 LT-08105 Vilnius	Phone 0037 (0) 613 05228 e-mail info@minipasaulis.lt www.minipasaulis.lt
Netherlands Belgium	De Kleine Benelux Scherpemaat 7 NL - 7942 JV Meppel	Phone 0031 522 25 1400 e-mail info@dekleinemeppe.nl www.dekleinemeppe.nl
Switzerland	MARCEL WEBER AG Generalvertretungen Rütiweg 9 CH-4133 Pratteln	Phone 0041 (0) 61 821 8164 e-mail info@marcelweberag.ch www.marcelweberag.ch

For additional NOCH importers and dealers visit our website www.noch.com

NOCH Catalogue: we have put together all the information in this catalogue with the utmost care, and strive to present the most up-to-date and highest quality NOCH Catalogue possible. Despite this care, we cannot guarantee or accept liability for the accuracy, up-to-dateness or completeness of all the information contained in the catalogue.

NOCH products: our goal is to offer you products of the highest quality. In order to respond to technological developments and changes in production technology, we expressly reserve the right to change the arrangement, colours and shapes of the products shown in the catalogue without prior notice.

Selling: The NOCH catalogue is not a mail order catalogue. You can obtain the products from NOCH, ROKUHAN, ATHEARN, PROXXON and AMMO at well-stocked specialised dealers. PROXXON products are only distributed in Germany, AMMO Rail Centre products are distributed throughout Europe except in BeNeLux. The list of NOCH dealers in Germany and worldwide can be found on the Internet at www.noch.de.

Current information: additional information such as track plans, modelling instructions, our dealer directory etc. can be found on our websites at www.noch.de and www.noch.com.

Publisher:
NOCH GmbH & Co. KG
Lindauer Straße 49 - 88239 Wangen, Germany
www.noch.de and www.noch.com

Printer:
appl druck GmbH
Angerstr. 54
85354 Freising
www.appl.de

Photo credits:
NOCH GmbH & Co. KG and
Jürgen Wisckow – photographs and graphics,
www.wisckow.de

Keyword Index

Product	Gauges						
	HO	TT	N	Z	O	1	G
0 Gauge Figures					374		
1 Gauge Figures						378	
3D Master Figures	344		346				
3D Master Themed Figures Sets			347				
3D Master Z Vehicles				371			
3D Cardboard Sheets	98		99				
3D Structured Sheets	97						
Accessories 0 Gauge					374		
Accessories 1 Gauge						376	
Accessories G Gauge							380
Accessories Z Gauge				368			
Accessory Sets		335					
Advent Calendar, Decorative	194						
Advent Calendar, Figures		194					
Albula Railway			46				
Aluminium Frames			408				
Aluminium Wire Mesh				60			
AMMO Range	438						
Animals	308 / 343		308 / 343 / 347	371	375	379	
Arable Land	165	165					
Architecture Line 1:100	319						
Artificial Water				126			
Assortments: Classic Trees		228					
Assortments: Grass Mats				178			
Assortments: Standard-Trees ATHEARN Range	428		428				
Ballast				64			
Ballast Glue				203			
Bauhaus Show Home 'Haus am Horn'	248						
Bicycles / Mountainbike	317		317 / 347	371			
Boats	320		320				
Boulders				162			
Bridges	70 / 122		70	373 / 423			
Briefcase Layouts			414	412			
Building Interior Lighting				272			
Buildings			236	368			
Carriages	309						
Castle Ruins		288	290				
Childrens' Playground, micro-motion	354						
Christmas / Advent				180			
Christmas Layout				416			
Christmas Market	193		193				
Christmas Trees				188 / 189			
City Fountain	256						
Cleaners for Tracks				69			
Cleaning Block				69			
Compound				61 / 104			
Cork Track Beds			63				
Crash Barriers / Guard Rails	119		119				
Culvert	125						
Deco Minis	362						
Detail Markers				201			
DIY Slabs of Hard Foam				95			
easy-TRACK® Individual			54				
easy-TRACK® Railway Route Kits	30		46				
Falling Tree, micro-motion	219						
Farm	262						
Favourable Figures				342			
Fences			364 / 365				
Fields and Meadows				140			
Figures			294	369	374	378	382
Figures XL Sets	348						
Flock Material				140			
Flowers				166			
Foliage				158			
G Scale Accessories							380
Glues				196			
Gras-Master 3.0				148			
Grass Applicator / Puffer Bottle				143			

Keyword Index

Product	Gauges						
	HO	TT	N	Z	O	1	G
Grass Fibres					153		
Grass Flocking Device					148		
Grass Glue					149		
Grass Mats					178		
Grass Strips					166		
Grass Tufts					166		
Gravel					162		
Groundcover Foliage					159		
Guidebook: easy TRACK®		8 / 14 / 16					
Guidebook: St Sebastian		18					
Hard Foam DIY Slabs				95			
Hedges	160 / 223 / 235				160		
Helix and Track Routes	66		66				
Hobby Figures		342					
Houses		236		368			
Icicles				183			
Knights' Tournament, micro-motion	266						
Lakes and Rivers				126			
Landscape Construction				52			
Landscaping Alu Wire Mesh				60			
Landscaping Crepe Paper				60			
Landscaping Packages				24			
Landscaping Wire Mesh				60			
Laser Cut Bridges	70 / 122		70	373 / 423			
Laser Cut Buildings		236		368			
Laser Cut Kits		236		368			
Laser Cut minis Kits		276					
Laser Cut minis Plants	170		170				
Layouts in a Briefcase			414	412			
Leaf Foliage				160 / 207			
Leaves				160 / 207			
LGB Accessories							380
Lichen				161			
Lighthouse	269						
Locomotives	428		428	416			
Lovers in Action	321		321				
Master Trees				208			
Meadows and Fields				140			
micro-rooms				272			
Milchpilz / Milk Mushroom Kiosk	257						
Mini Grass Mats				178			
Model Railway Figures		294		369	374	378	382
Model Railways in Briefcases			414	412			
Model Water				137			
Modelling Foil				60			
Mountain Restaurant „Grosser Mythen“	252		252				
Natur® Meadows and Fields				164			
Natur® Products				164			
Natural Stones				64			
Nature Trees				206			
Ornamental Plants	170		170				
Paints				196 / 438			
Palms	220 / 221	221		221			
Palms with Hammock, micro-motion	220						
Paths				112			
Patina Markers				200			
Patina Products				198 / 438			
Plaster / Plaster Cloth				61 / 104			
Platform	244		244				
Portals	86 / 93 / 363		86 / 363	372			
Preformed Layouts		386		400			
PROFI Bushes				160			
PROXXON Tools				432			
Rail Cleaners				69			
Ramps	68		68				
Rivers and Lakes				126			
Road Construction Set				117			
Roads		112					
Rock Compound				62 / 104			

Keyword Index

Product	Gauges						
	HO	TT	N	Z	O	1	G
Rock Forming System					108		
Rocks, Rock Walls					105		
ROKUHAN Z Gauge					416		
Route Kit easy TRACK®	30		46				
Rust Paint					198		
Sand					162		
Scatter Grass					154		
Scatter Material					156		
Scenery Sets	192 / 268 / 274						
Sexy Scenes	321		321				
Shaker / Applicator				143 / 161			
Signal Base, Signal Niche	92 / 279						
Skatepark, micro-motion	270						
Snow					180		
Snowy Fir Trees				188 / 189			
Sound Scenes		356					
Spray & Fix Adhesive					202		
Spray Glue					203		
Squares	118						
Station	238		240	368			
Stones				162 / 163			
Street Marking			115				
Structured Flock					157		
Structured Roads	118						
Tavern with Beer Garden	260		260				
Temporary Glue					323		
Terrain Structure Paste					117		
Themed Figures Sets	326						
Tiny Scenes	324						
Tools, PROXXON					432		
Track Beds		63					
Track Cleaners					69		
Track System ROKUHAN Z Gauge					416		
Traffic Signs	119		119				
Train Service Trays				409			
Tree Structures					212		
Tree with Swing	218						
Trees 'Classic Series'					224		
Trees 'Hobby Series'					230		
Trees 'Master Series'					208		
Trees 'PROFI Series'					210		
Trees 'Standard-Series'					230		
Trees Assortments	228 / 229		229				
Trees LGB							380
Tunnel Interior Walls	94						
Tunnel Portals	86 / 93 / 363		86 / 363	372			
Tunnels				384			
UFO Crash				293			
Underpass	124						
Unpainted Figures				319			
US Locomotives & Cars ATHEARN	428		428				
Vegetable Beds	172						
Viaducts	80 / 81		76 / 77 / 80	373			
Vinery / Vineyard	258		258				
Vines				222			
Walls	86 / 93 / 363	86 / 363	86 / 363	372			
Water Effects				138			
Water Modelling				126			
Water-Drops®				134			
Weathering				198 / 438			
Wild Grass				152			
Winter				180			
Wrinkle Rocks				110			
Z Buildings				368			
Z Figures				369			
Z Locomotives & Cars				416			
Z Track System, ROKUHAN				416			

Index

TTThe index on this page shows you on or from which page you can find a product – and this for all gauges. For example, you can find HO Figures from page 294.

Reading aid:

Product fits for ...	
- all gauges	127
- specific gauges (e.g. HO and N, ...)	267 267

Follow us!

Here, you'll find exciting information about products and new items, inspiring model landscaping pictures, informative craft videos and news about NOCH. Stay up to date by liking or following us.



Visit Us!



Trade fairs and Seminars

Visit us at a model railway fair or book your spot at an interesting landscaping seminar. You can find current info here:
www.noch.com/service/events-seminars/



NOCH Online Shop

Visit us online. Here you will find everything you need to know about our products and lots of tips and advice. Of course you can also shop online at
www.noch.com



NOCH Modelling World

Visit us in Wangen and get inspiration for your hobby. You can find the current opening times here:
www.noch.com/service/noch-modelling-world/

Your NOCH dealer:



4007246722525


... wie im Original

NOCH GmbH & Co. KG
Lindauer Straße 49
D-88239 Wangen im Allgäu
Tel.: +49 75 22 97 800
Fax: +49 75 22 97 80 80
E-Mail: info@noch.de
www.noch.de and www.noch.com

Printed in Germany Aug/24